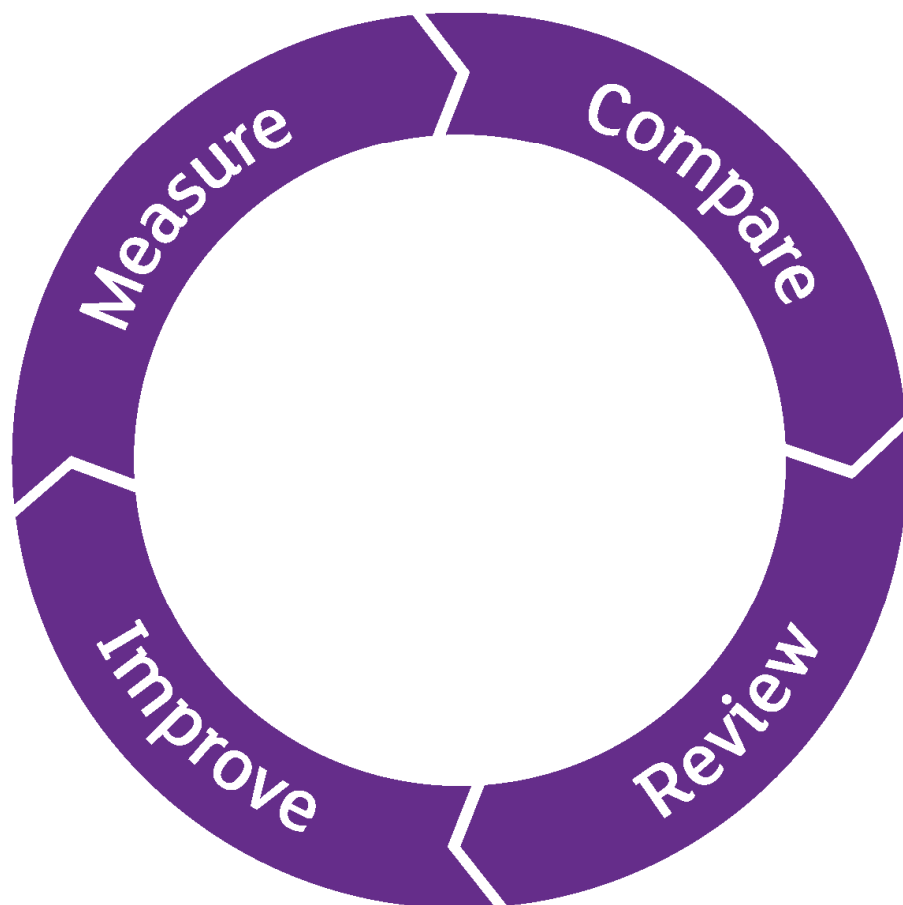


Research & Analytics

fees and charges benchmarking club

2017 - Lewisham Final Report



Fees and Charges

2017

Introduction

This report compares your authority with the group of authorities specified on the front cover. The report closely follows the order of the questionnaire and you may find it helpful to have a copy of your questionnaire to hand when looking through the report.

One of the key drivers of income generation are the discretionary fees and charges levied by local authorities. To that end, CIPFA are launching a new Fees & Charges Benchmarking exercise. Following on from our successful Income Generation Profiles and Income Generation Management Reports, the new exercise will drill-down into the discretionary charges levied for key services and allow local authorities to fully understand what their peers are charging for similar services. Only by understanding how your charges compare to your peers will you be able to develop informed strategies around charging for services.

This is the first year of the benchmarking club with CIPFA and in order to move the club forward we would like to hear your thoughts on how we can improve the service, either by changing the data collected or by analysing it in different ways. This last point is particularly relevant in the context of this draft report. Please let us know if you feel that the range of comparisons, layout or presentation could be improved in any way.

The aim of the exercise is not to pass judgement on the delivery of your service, as the nature of the area is far too complex for such a simplistic approach. Instead the exercise seeks to provide comparisons which highlight the differences between organisations' practices and experiences.

We hope these comparisons will highlight areas where managers can use their resources more efficiently or adopt different approaches. The report provides a wide range of comparisons and we hope that all members will find something of interest.

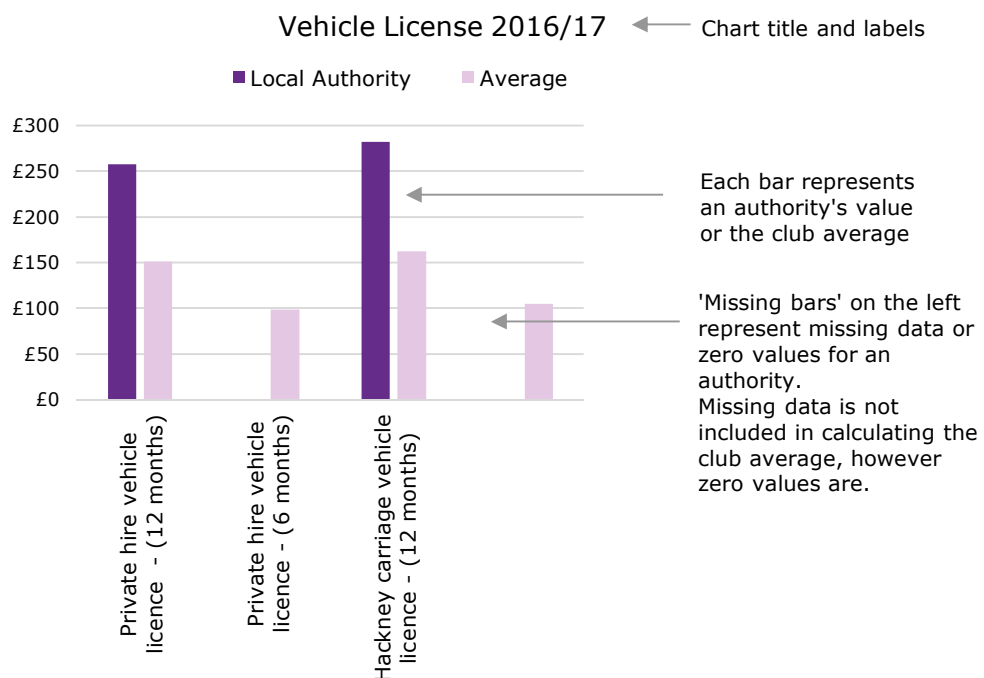
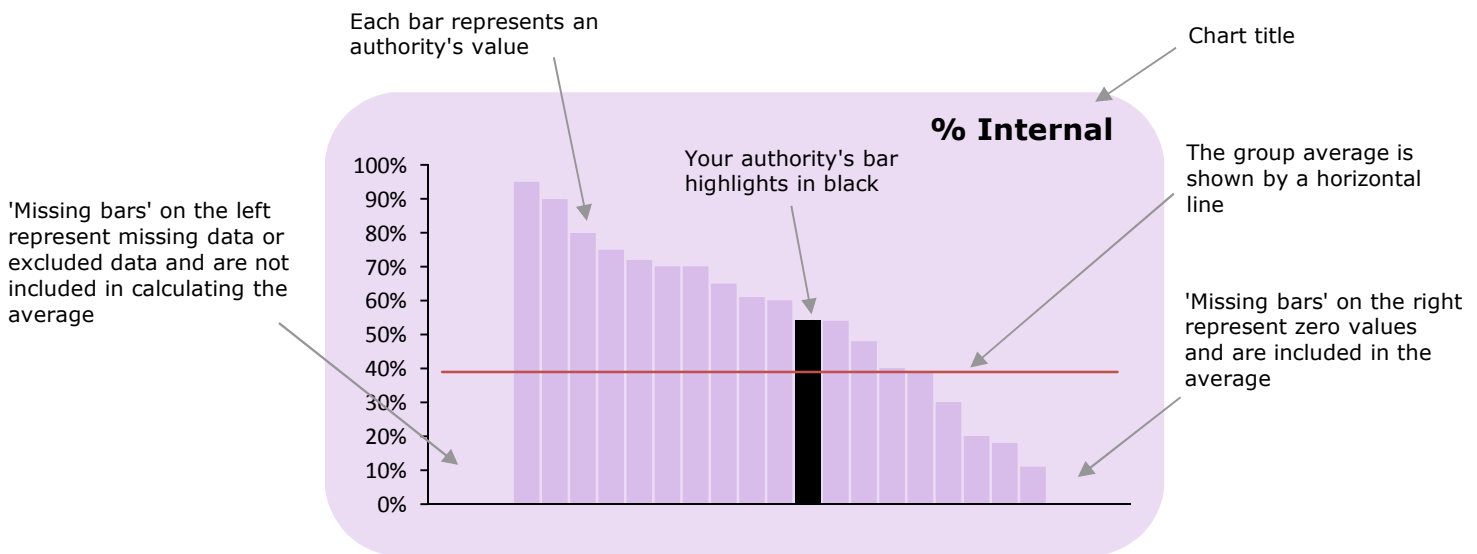
If there is any way we can improve the reports, please do not hesitate to contact us. The aim of the club structure is that it is the users who are the experts and who know what they need best.

Useful Information

Averages: Almost all of our tables and charts compare your figure with a group average. The average is the unweighted mean value for the group. This average value ignores missing data, or data that we have excluded and for this reason sets of averages sometimes do not reconcile precisely.

Charts: We display a large amount of data on charts as this allows us to show data for entire groups efficiently and gives far more information than a simple average (i.e. range of data, individual authority values etc.) Below we have annotated some examples of the charts we use.

Full Group Bar Charts: These are our standard method of displaying a full set of data



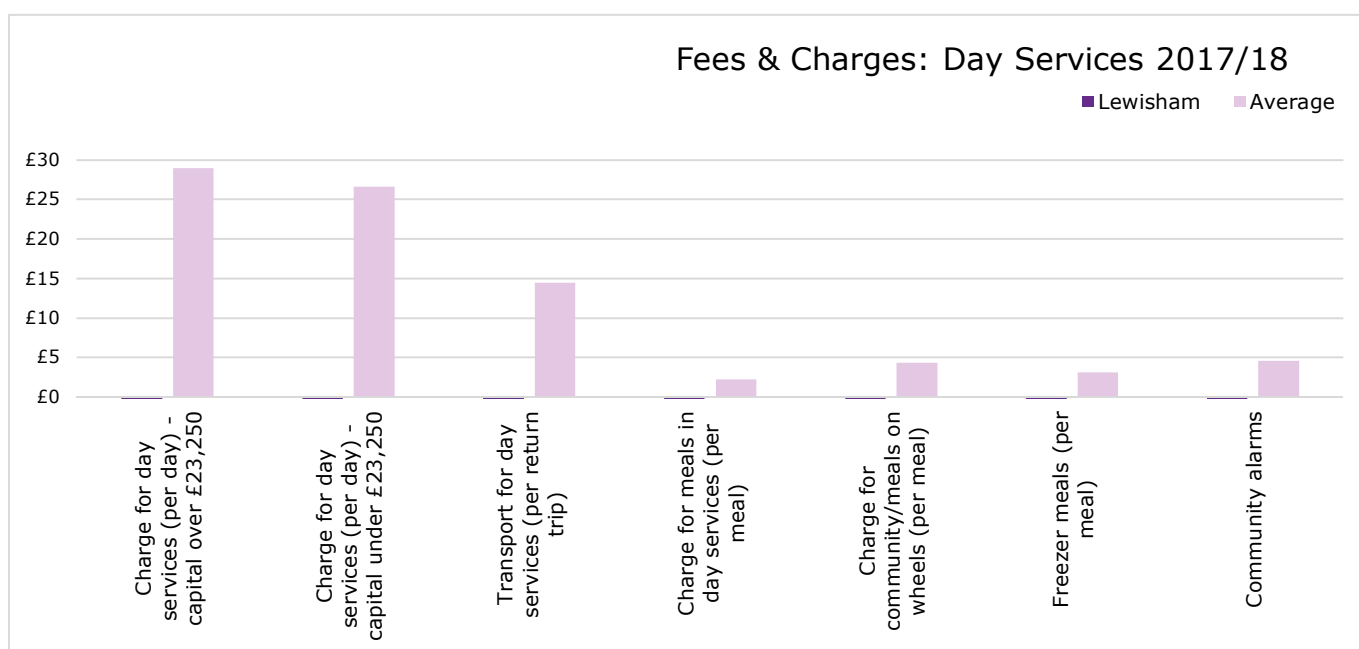
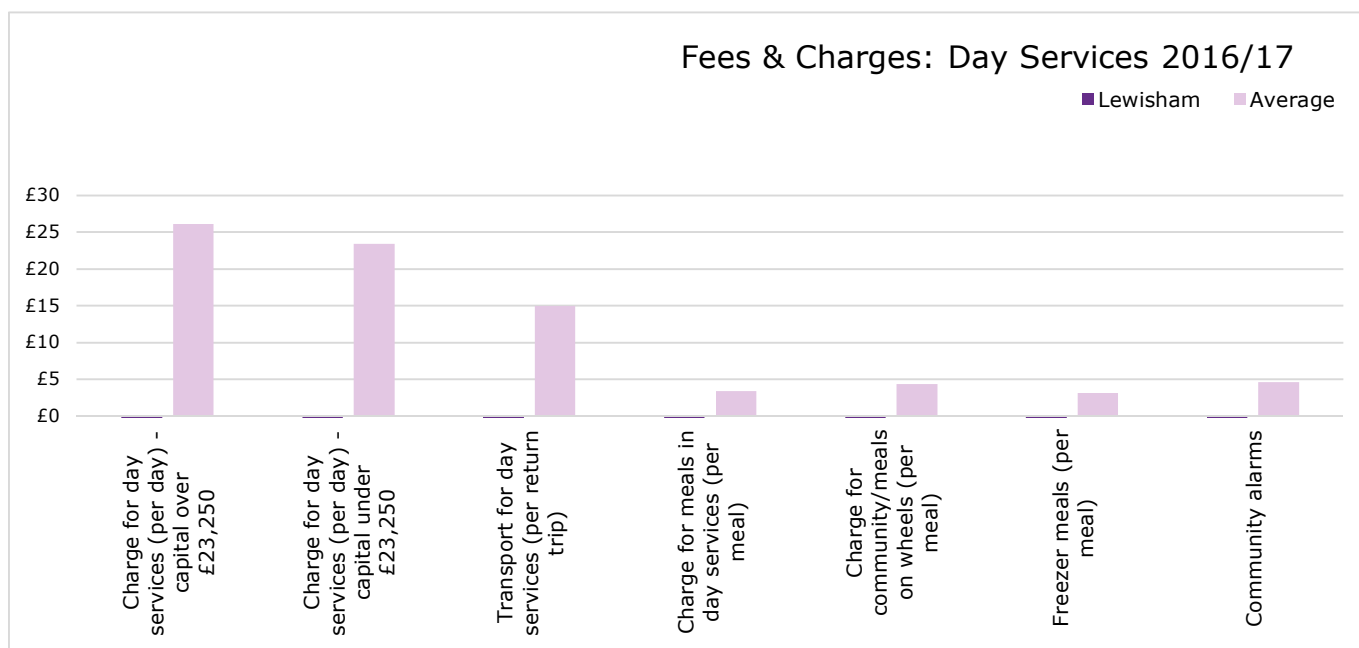
Fees and Charges 2017

Contents

Section	Page
1. Health, Social Care & Children's Services	5
2. Childrens	7
3. Cemeteries & Crematoria	9
4. Highways & Transport	13
5. Licensing	14
6. Environmental Health	21
7. Leisure, Culture & Young People Portfolio	24
8. Neighbourhoods, Housing & Customer Services Portfolio	28
9. Regeneration Portfolio	30
10. Resources Portfolio	35

SECTION 1 - HEALTH & SOCIAL CARE

Adult Social Care - Day Services


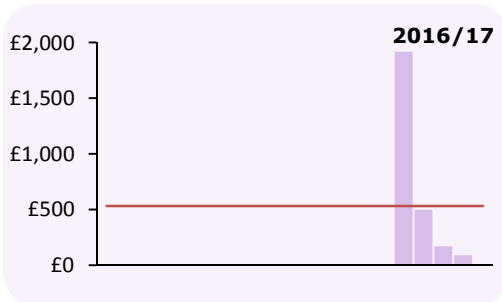


Day Services	Lewisham 2016/17	Average 2016/17	Lewisham 2017/18	Average 2017/18
Charge for day services per day- capital over £23,250	na	£26.10	na	£28.94
Charge for day services per day- capital under £23,25	na	£23.43	na	£26.60
Transport to day services (per return trip)	na	£14.95	na	£14.47
Charge for meals in day services (per meal)	na	£3.43	na	£2.27
Charge for community/meals on wheels (per meal)	na	£4.32	na	£4.32
Freezer meals (per meal)	na	£3.16	na	£3.16
Community alarms	na	£4.57	na	£4.63

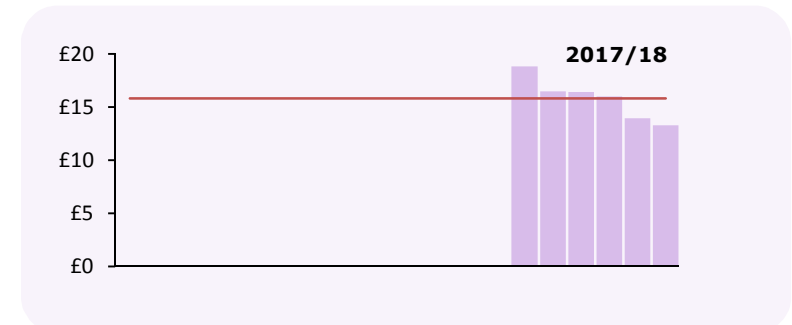
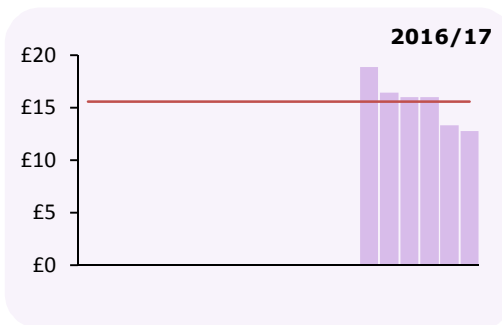
Adult Social Care - Respite & Home Care

Respite & Home Care	Lewisham 2016/17	Average 2016/17	Lewisham 2017/18	Average 2017/18
Adult respite care (per week)	na	£534.62	na	£516.53
Hourly charge for home care - capital over £23,250	na	£15.56	na	£15.83
Hourly charge for home care - capital under £23,250	na	£15.47	na	£15.70

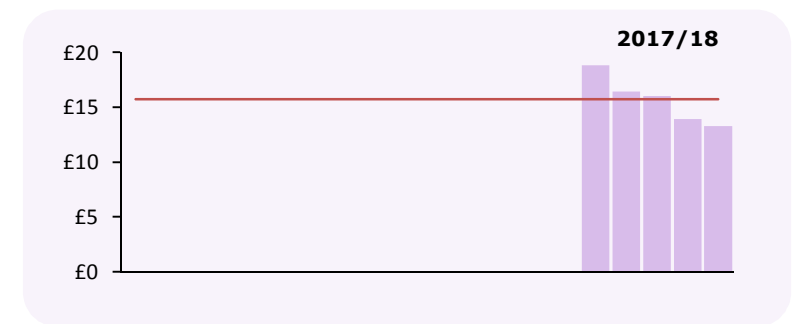
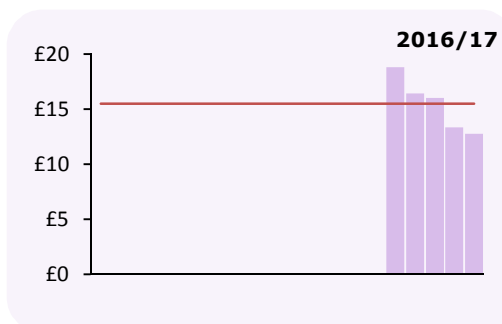
Adult Respite Care (per week)



Home Care Hourly Charge - capital over £23,250

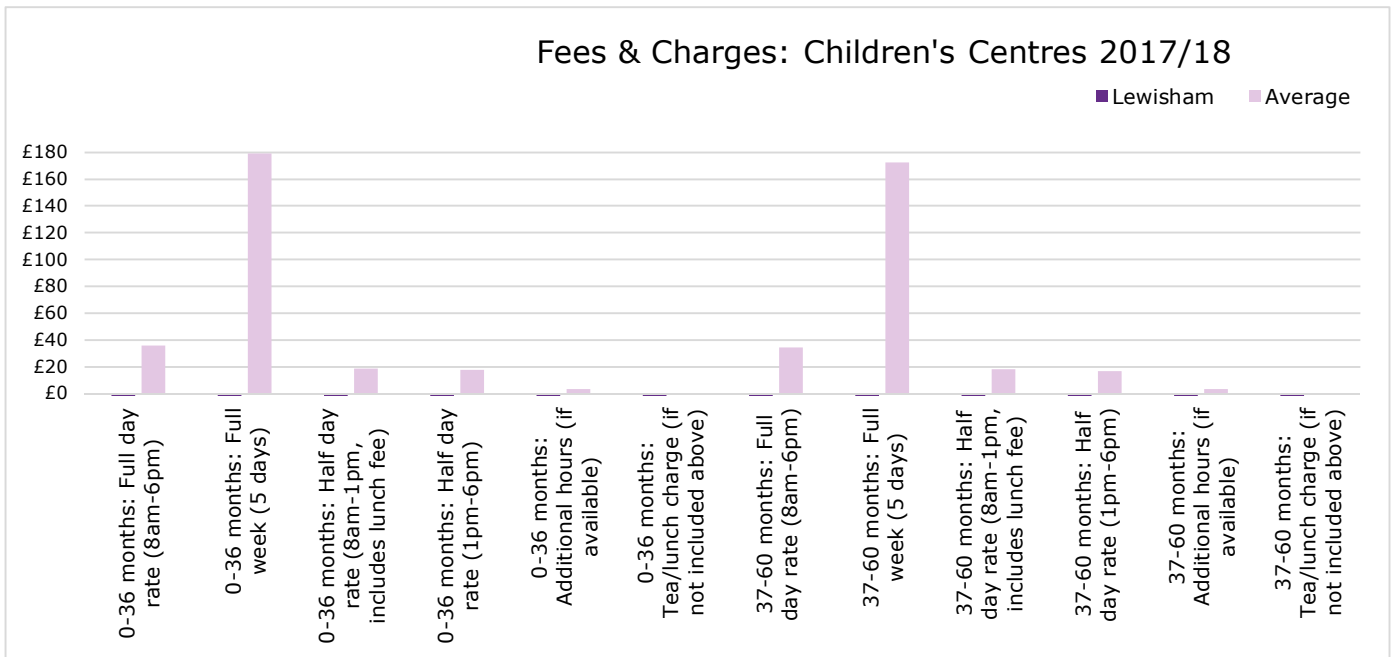
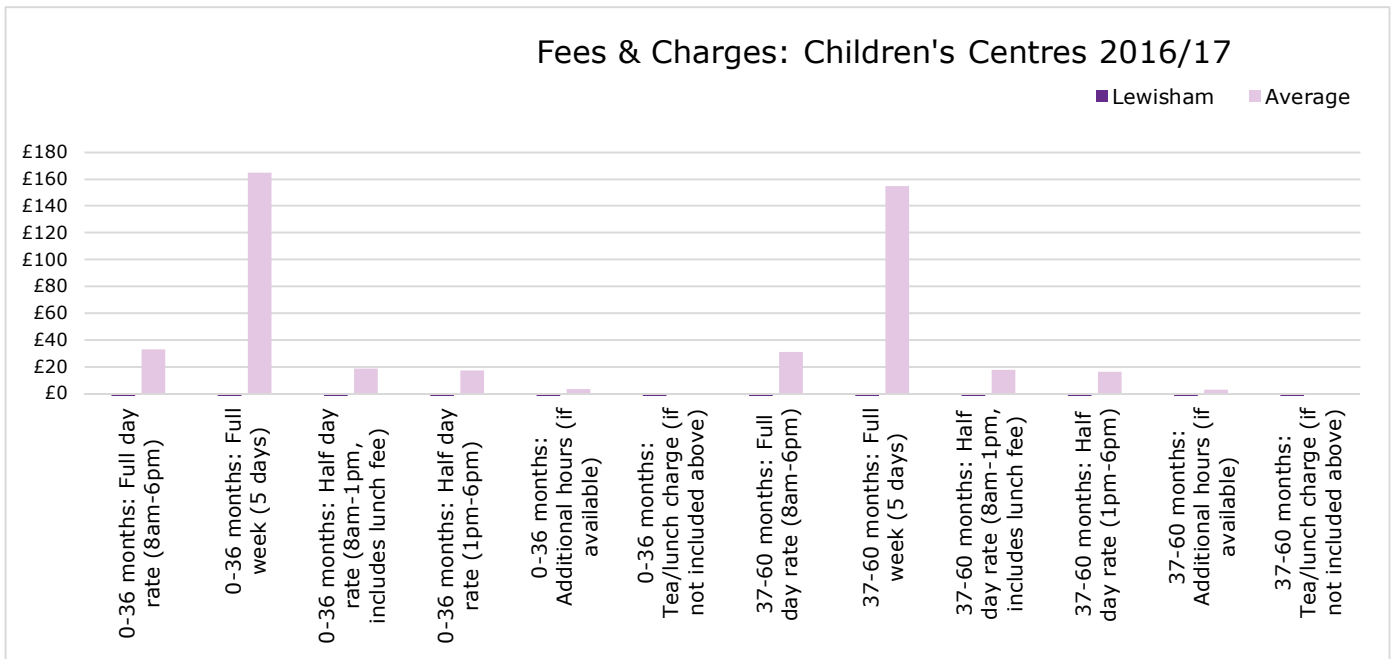


Home Care Hourly Charge - capital under £23,250



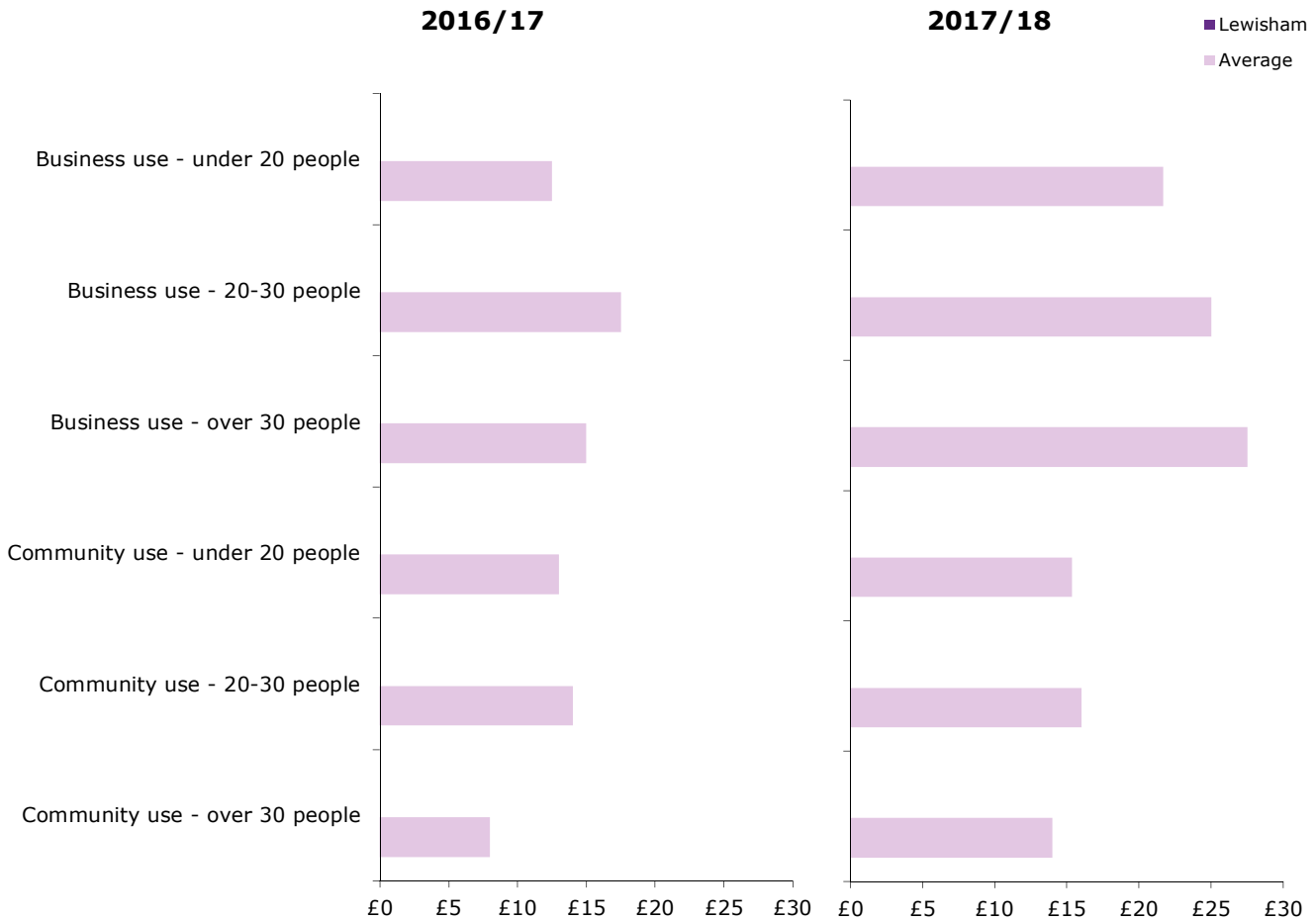
SECTION 2 - CHILDREN'S SERVICES

Children's Centres Fees and Charges



Other Charges

Room Hire at Children's Centres	Lewisham 2016/17	Average 2016/17	Lewisham 2017/18	Average 2017/18
Business use - under 20 people	na	£12.50	na	£21.67
Business use - 20-30 people	na	£17.50	na	£25.00
Business use - over 30 people	na	£15.00	na	£27.50
Community use - under 20 people	na	£13.00	na	£15.33
Community use - 20-30 people	na	£14.00	na	£16.00
Community use - over 30 people	na	£8.00	na	£14.00

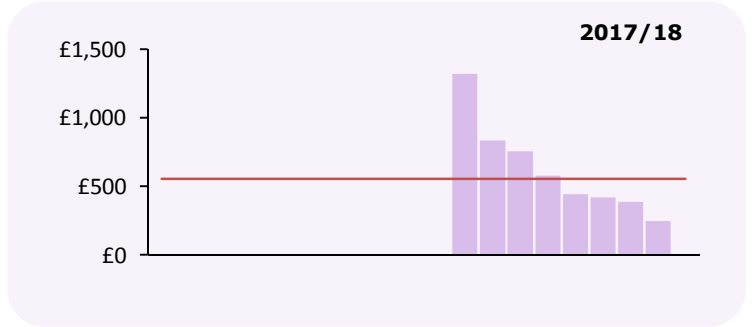
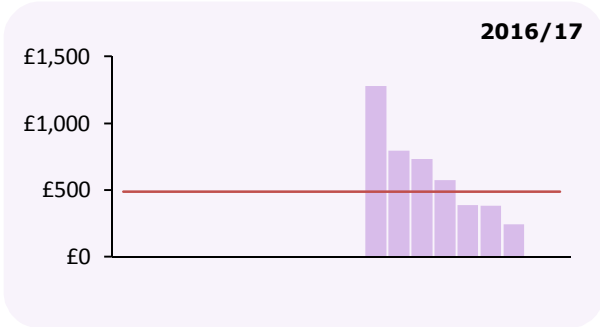


SECTION 3 - CEMETERIES & CREMATORIA

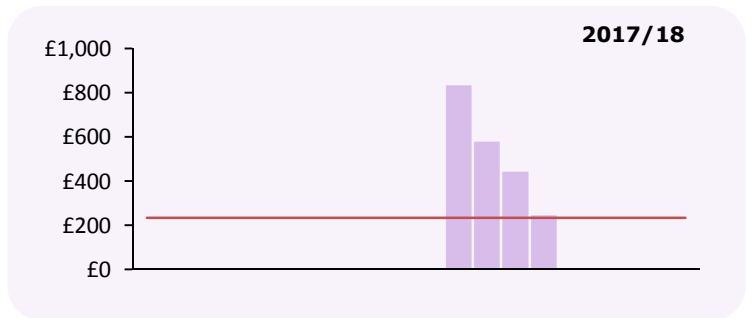
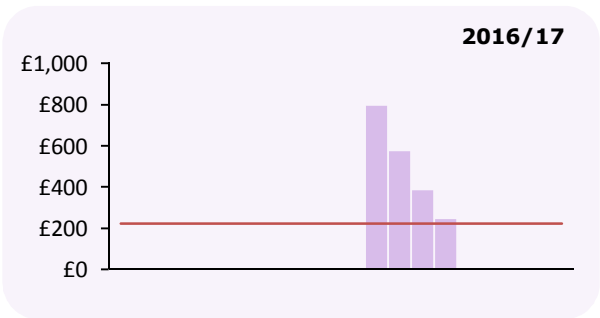
Resident Charges

Cemeteries - Grave Purchase	Lewisham 2016/17	Average 2016/17	Lewisham 2017/18	Average 2017/18
Child under 12	na	£487.34	na	£552.75
Foetus	na	£221.46	na	£233.20
Adult (including right to erect a memorial)	na	£1,066.54	na	£1,120.91

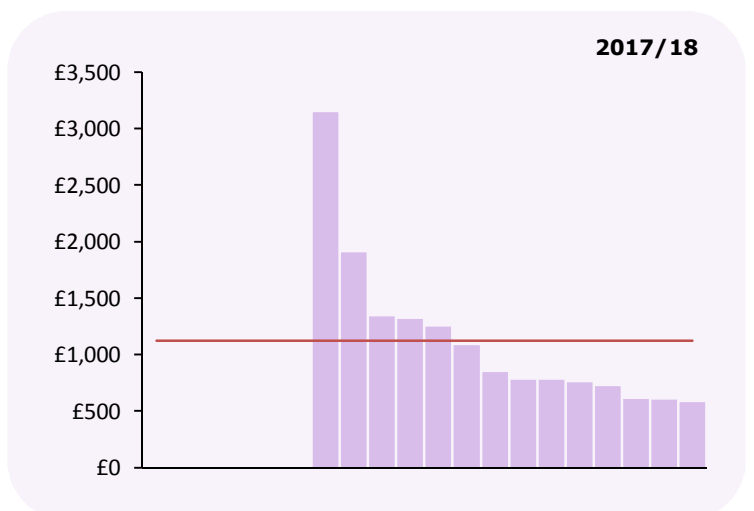
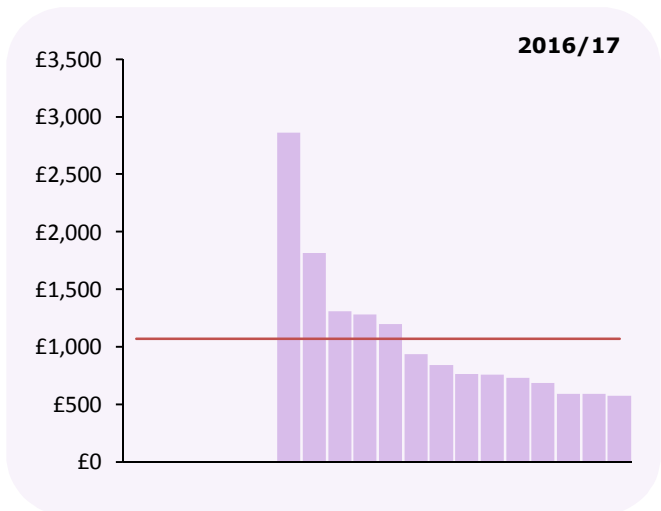
Child under 12



Foetus

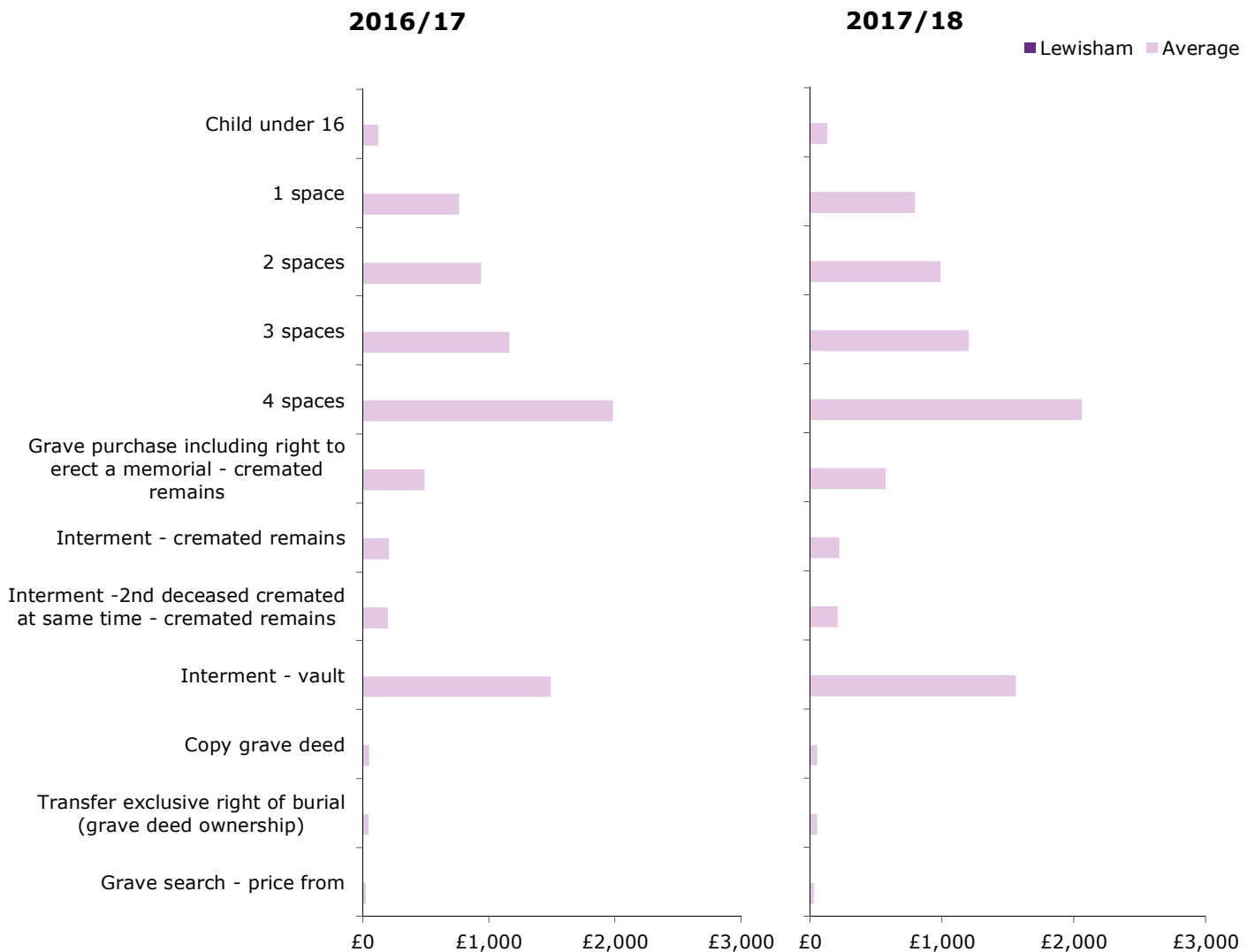


Adult (including right to erect a memorial)



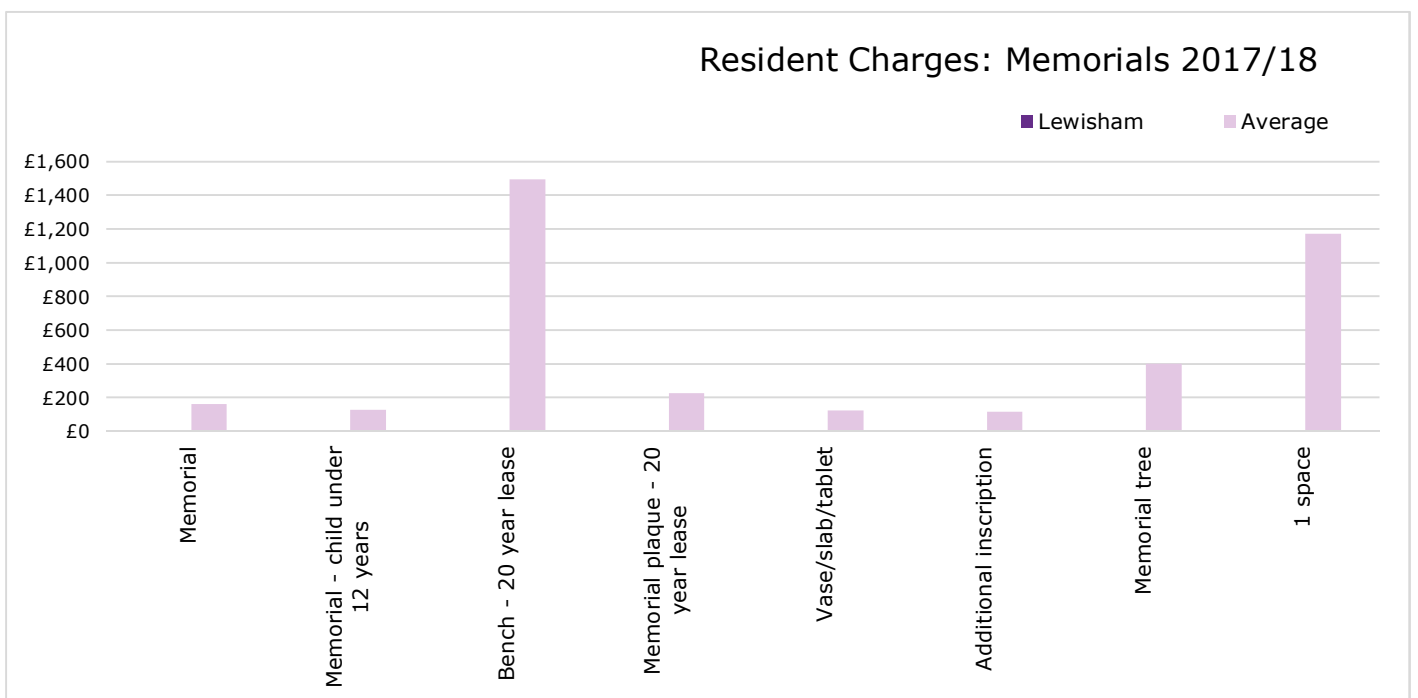
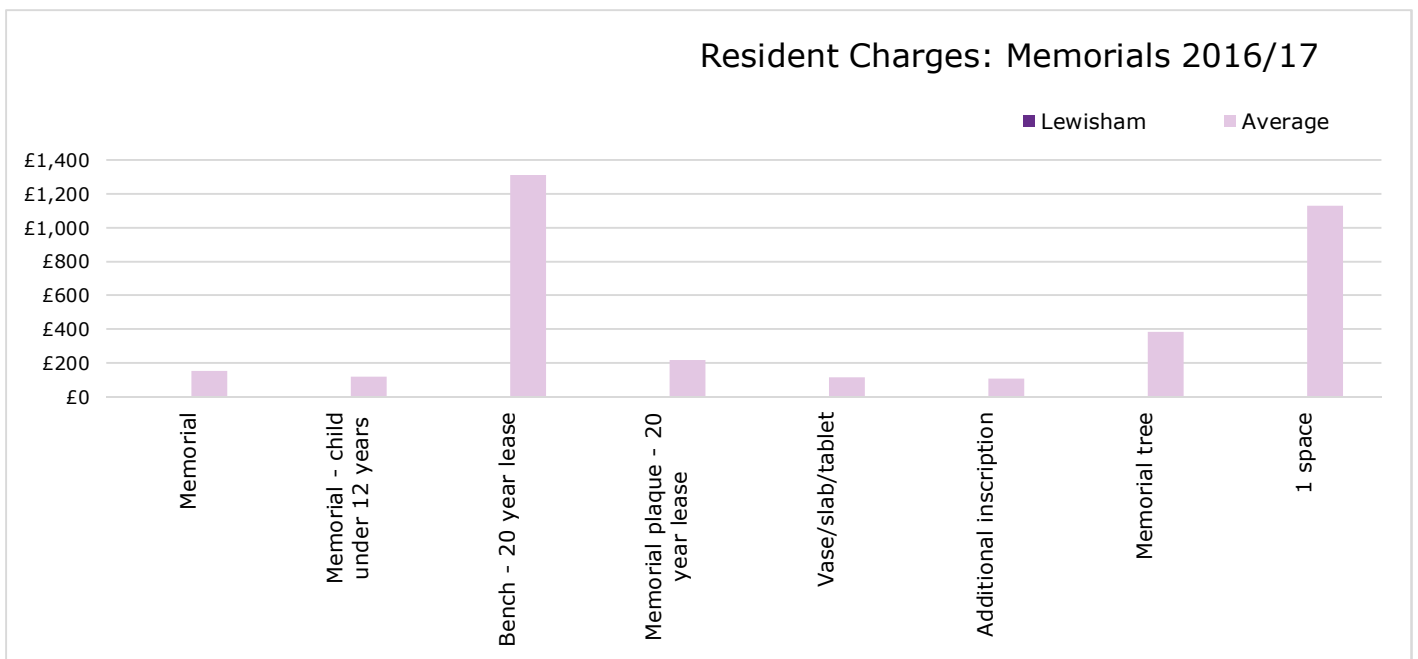
Resident Charges

Interment (including woodland burials)	Lewisham 2016/17	Average 2016/17	Lewisham 2017/18	Average 2017/18
Child under 16	na	£123.57	na	£130.06
1 space	na	£764.02	na	£797.13
2 spaces	na	£940.84	na	£988.28
3 spaces	na	£1,164.14	na	£1,205.63
4 spaces	na	£1,986.80	na	£2,063.20
Grave purchase including right to erect a memorial cremated remains	na	£492.27	na	£573.24
Interment - cremated remains	na	£210.48	na	£222.84
Interment -2nd deceased cremated at same time cremated remains	na	£200.78	na	£208.06
Interment - vault	na	£1,491.19	na	£1,558.52
Copy grave deed	na	£53.78	na	£54.91
Transfer exclusive right of burial (grave deed ownership)	na	£50.57	na	£51.97
Grave search - price from	na	£27.85	na	£28.37



Resident Charges

Memorials	Lewisham 2016/17	Average 2016/17	Lewisham 2017/18	Average 2017/18
Right to Erect - Memorial	na	£155.39	na	£161.11
Right to Erect - Memorial - child under 12 years	na	£119.66	na	£126.39
Right to Erect - Bench - 20 year lease	na	£1,309.91	na	£1,494.73
Right to Erect - Memorial plaque - 20 year lease	na	£216.75	na	£225.17
Right to Erect - Vase/slab/tablet	na	£115.11	na	£123.44
Right to Erect - Additional inscription	na	£110.18	na	£114.39
Right to Erect - Memorial tree	na	£386.13	na	£402.16
Cemeteries (Weekend Charges) - Interment 1 space	na	£1,127.78	na	£1,172.78



Resident Charges

Cremation Fees - Adult

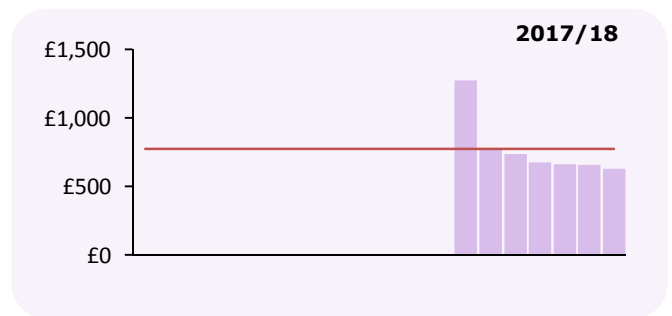
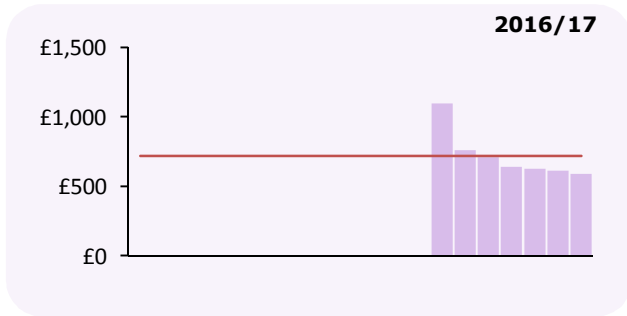
2016/17
2017/18

Lewisham

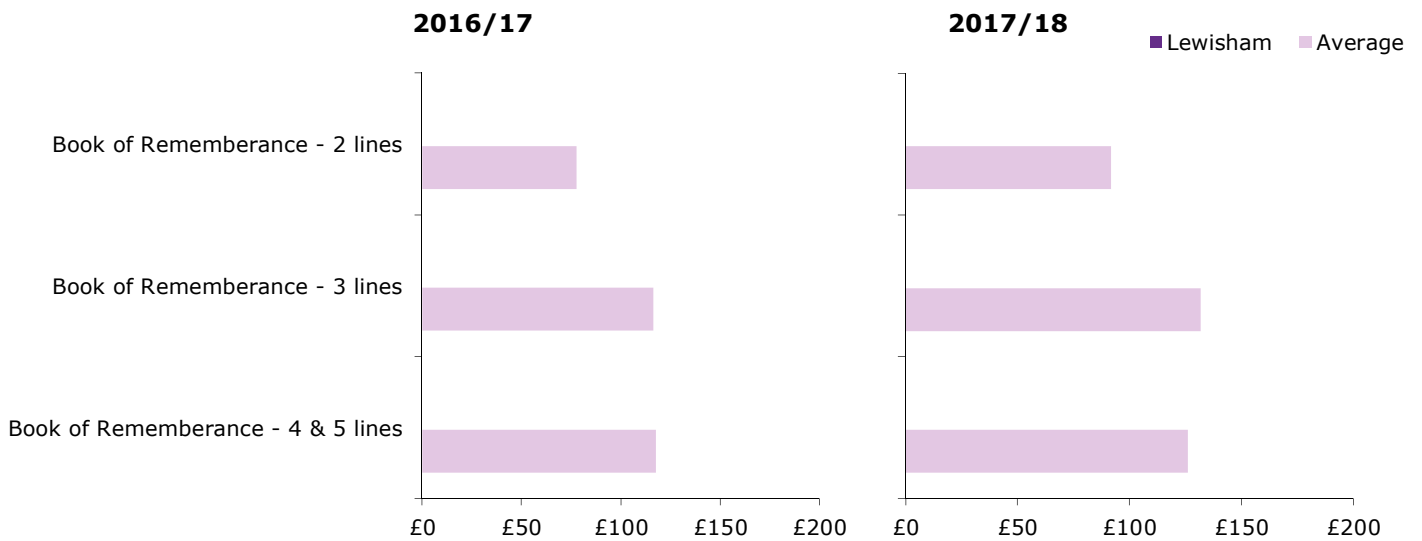
na
na

Average

£719.29
£772.57

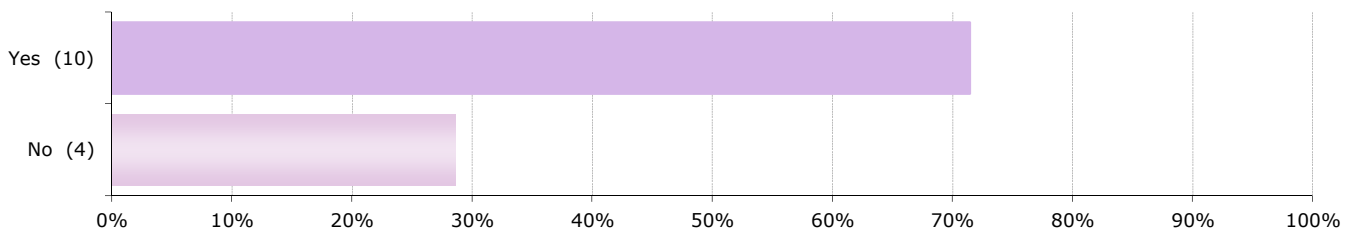


Book of Remembrance	Lewisham 2016/17	Average 2016/17	Lewisham 2017/18	Average 2017/18
2 lines	na	£77.83	na	£91.79
3 lines	na	£116.33	na	£131.75
4 & 5 lines	na	£117.80	na	£126.17



Non-Resident Charges

Do you charge different rates to non-residents for the services above?



Lewisham

Do you charge different rates to non-residents for the services above?



..

SECTION 4 - HIGHWAYS & TRANSPORT



Transport Services

HGV Test Fees	Lewisham 2016/17	Average 2016/17	Lewisham 2017/18	Average 2017/18
2 axle	na	£107.00	na	£107.00
3 axle	na	£128.00	na	£128.00
4 axle	na	£137.00	na	£137.00



2 axle HGV Test Fees



3 axle HGV Test Fees



4 axle HGV Test Fees

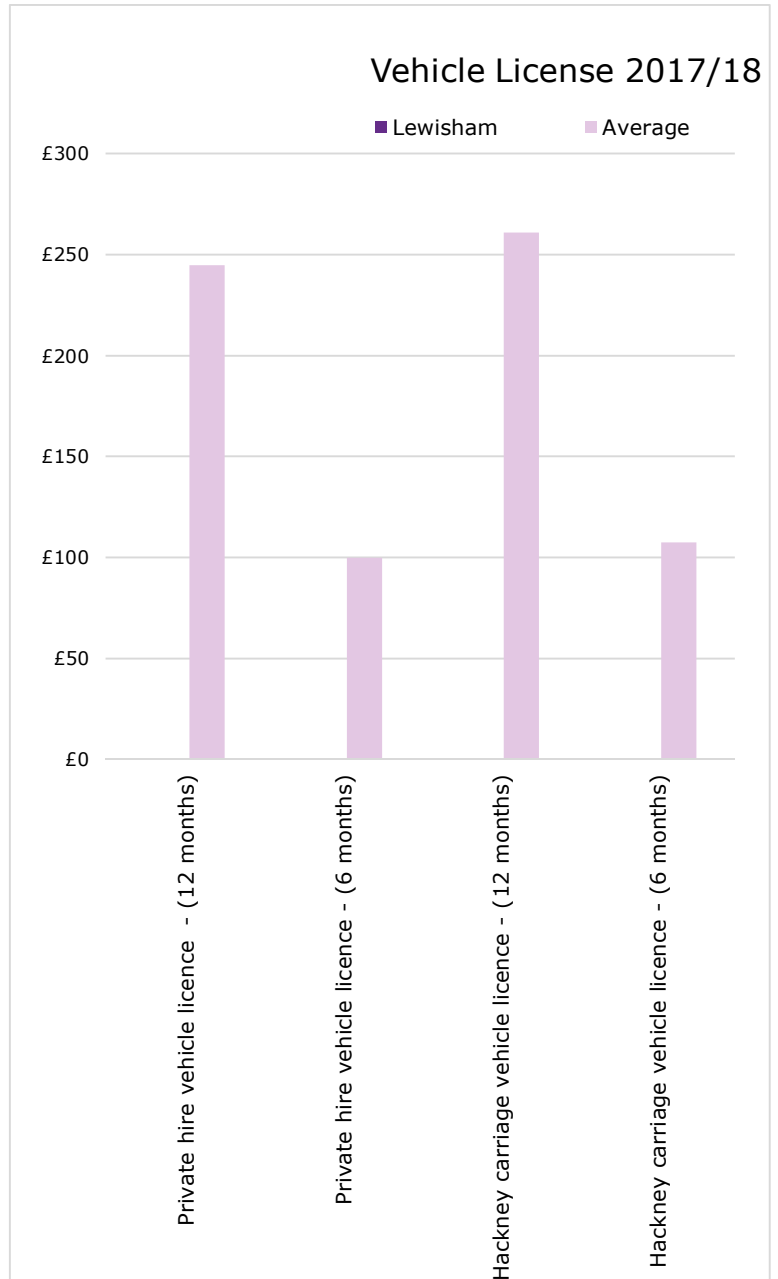
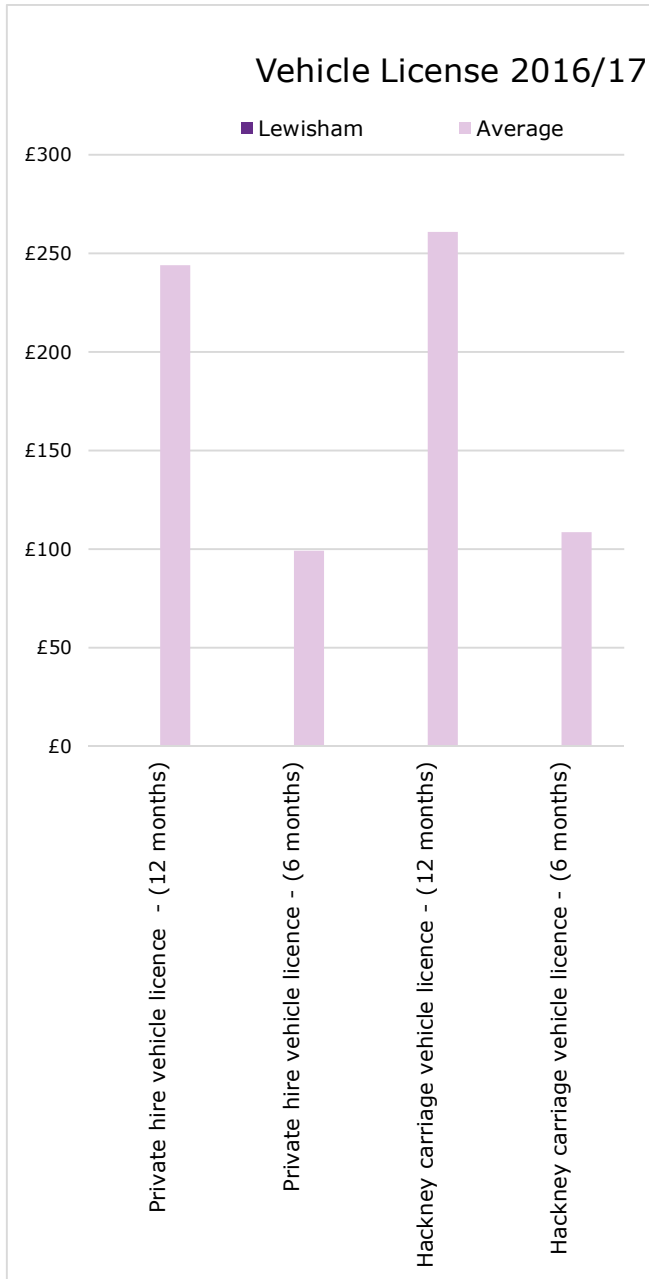


*Please note that due to the lack of response in this section, this section may be removed for next years Fees & Charges Benchmarking club.

SECTION 5 - LICENSING

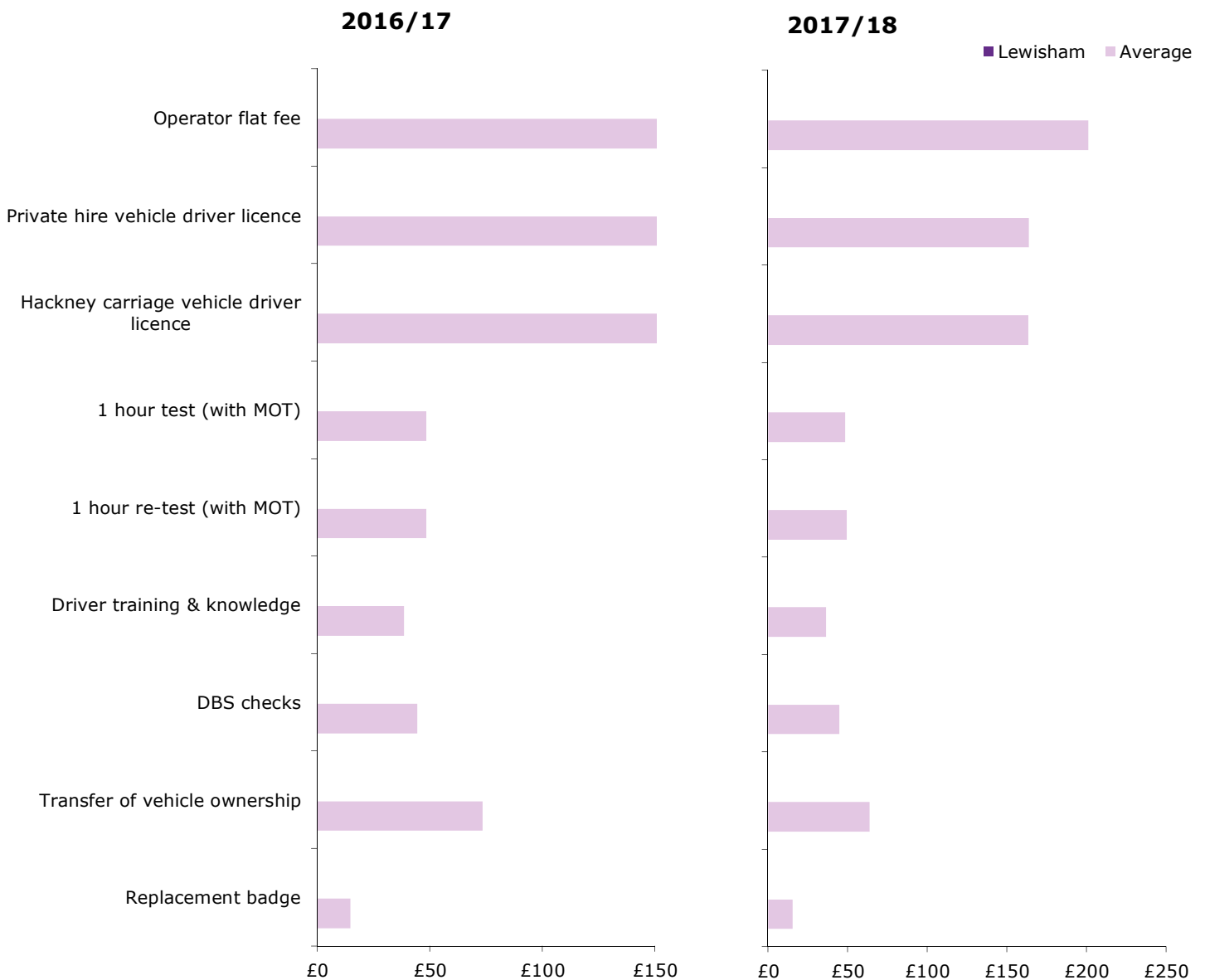
Hackney Carriage & Private Vehicle Licensing

Vehicle License	Lewisham 2016/17	Average 2016/17	Lewisham 2017/18	Average 2017/18
Private hire vehicle licence - (12 months)	na	£243.84	na	£244.68
Private hire vehicle licence - (6 months)	na	£99.25	na	£99.92
Hackney carriage vehicle licence - (12 months)	na	£260.79	na	£260.77
Hackney carriage vehicle licence - (6 months)	na	£108.42	na	£107.51



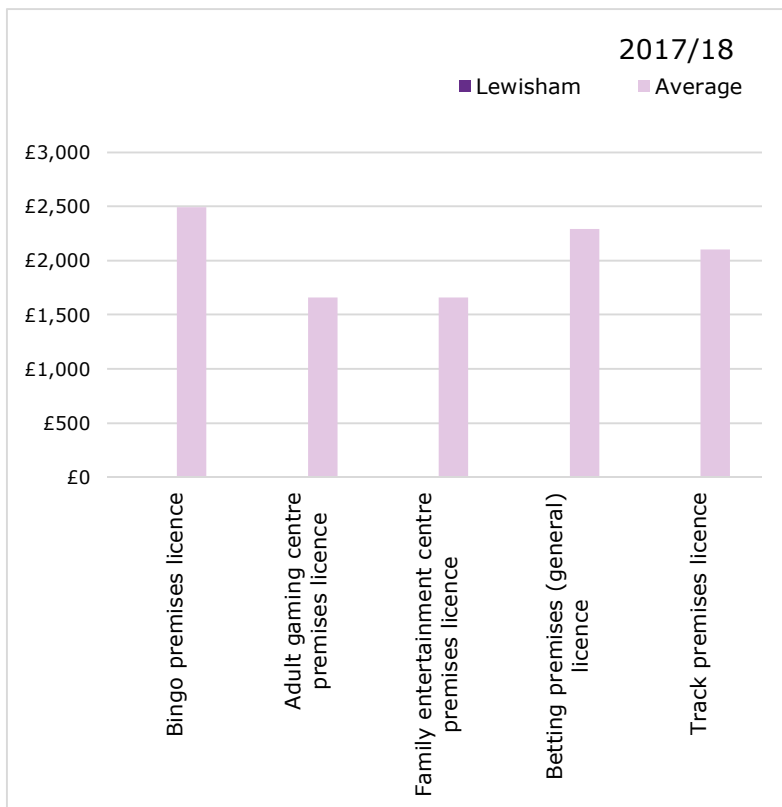
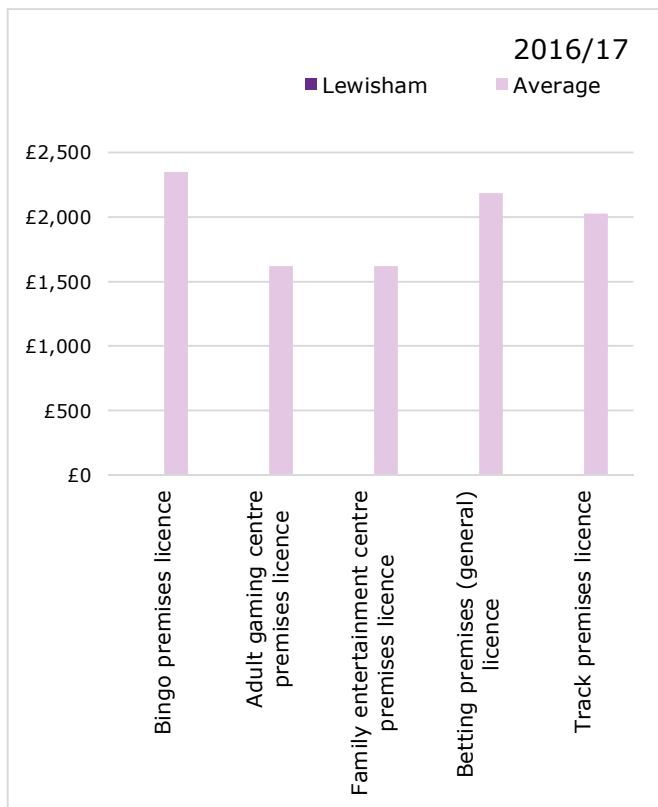
Hackney Carriage & Private Vehicle Licensing

Vehicle Operator Licences	Lewisham 2016/17	Average 2016/17	Lewisham 2017/18	Average 2017/18
Operator flat fee	na	£207.33	na	£201.36
Private hire vehicle driver licence	na	£165.18	na	£163.85
Hackney carriage vehicle driver licence	na	£164.72	na	£163.67
1 hour test (with MOT)	na	£48.33	na	£48.33
1 hour re-test (with MOT)	na	£48.50	na	£49.50
Driver training & knowledge	na	£38.56	na	£36.34
DBS checks	na	£44.50	na	£44.78
Transfer of vehicle ownership	na	£73.39	na	£63.85
Replacement badge	na	£14.82	na	£15.55

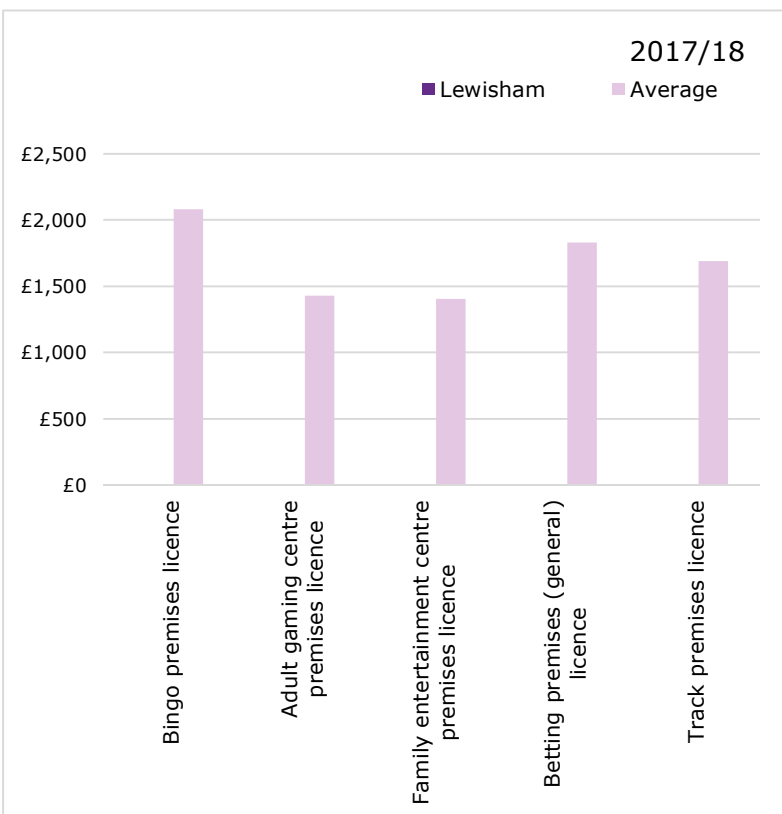
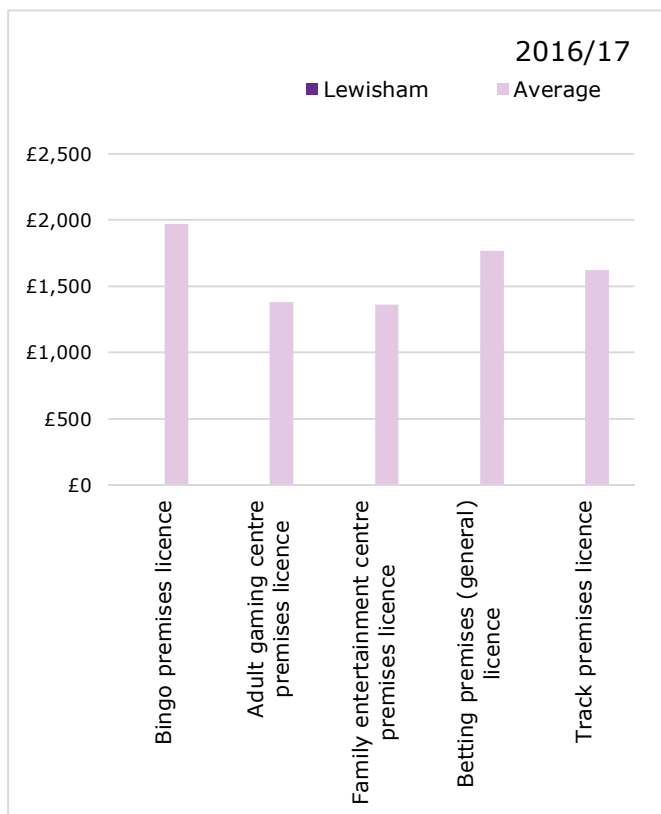


Gambling Licensing

Maximum application fee for non-fast track advance application

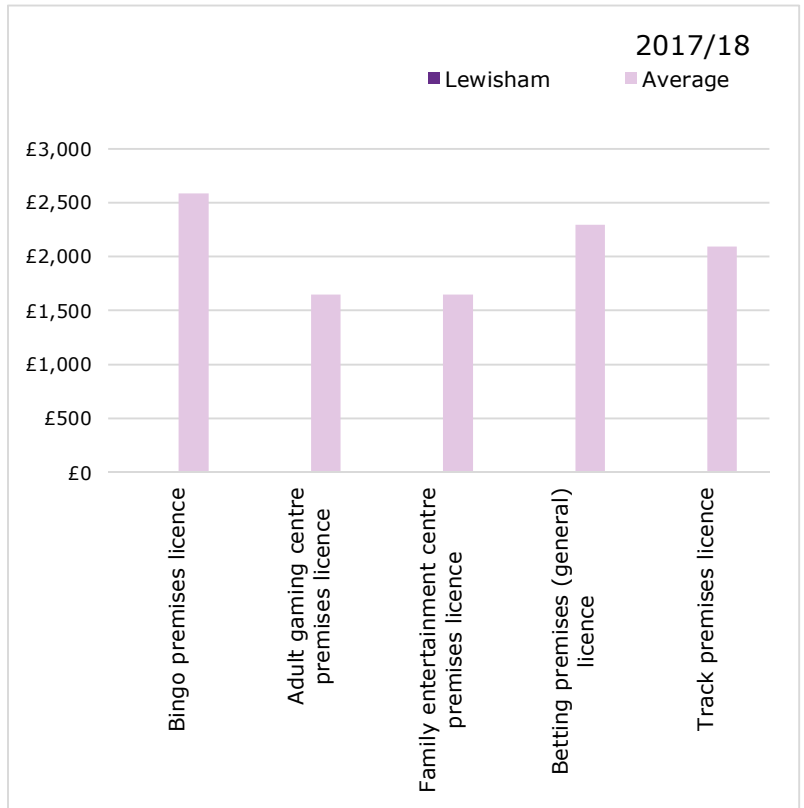
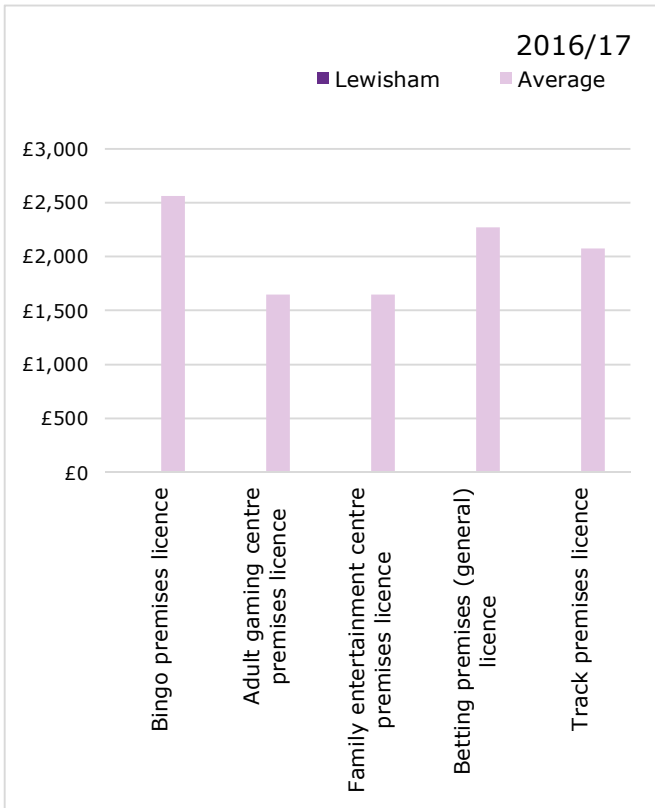


Maximum application fee for provisional statement premises

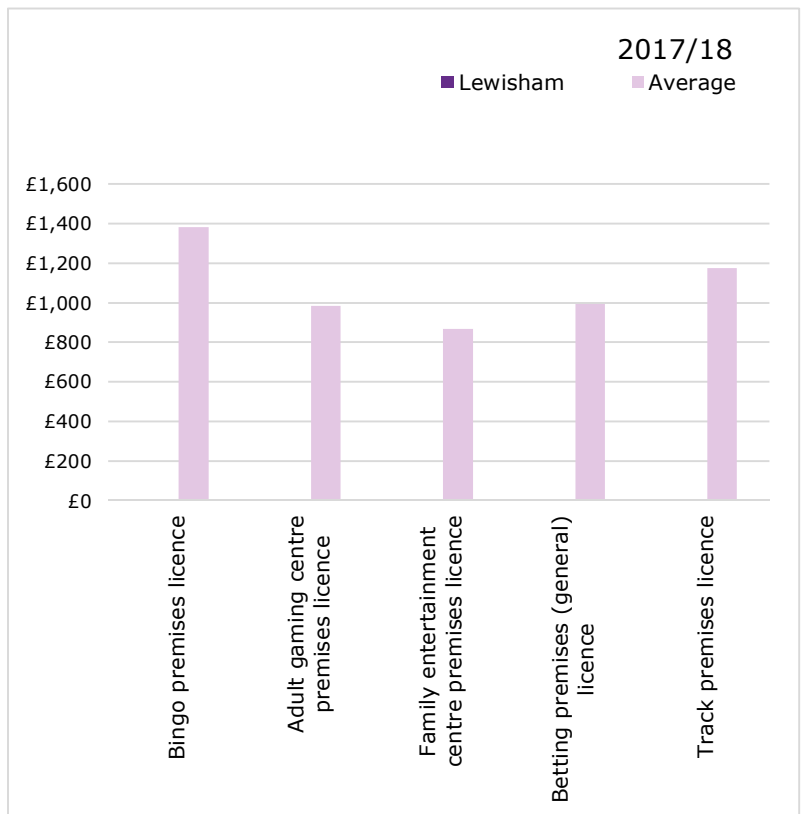
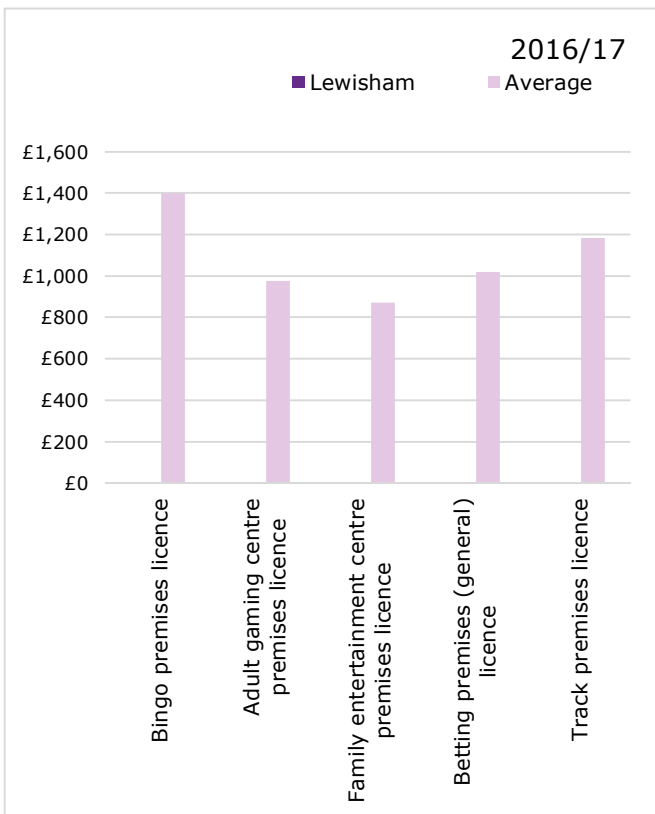


Gambling Licensing

Maximum application fee in respect of other premises

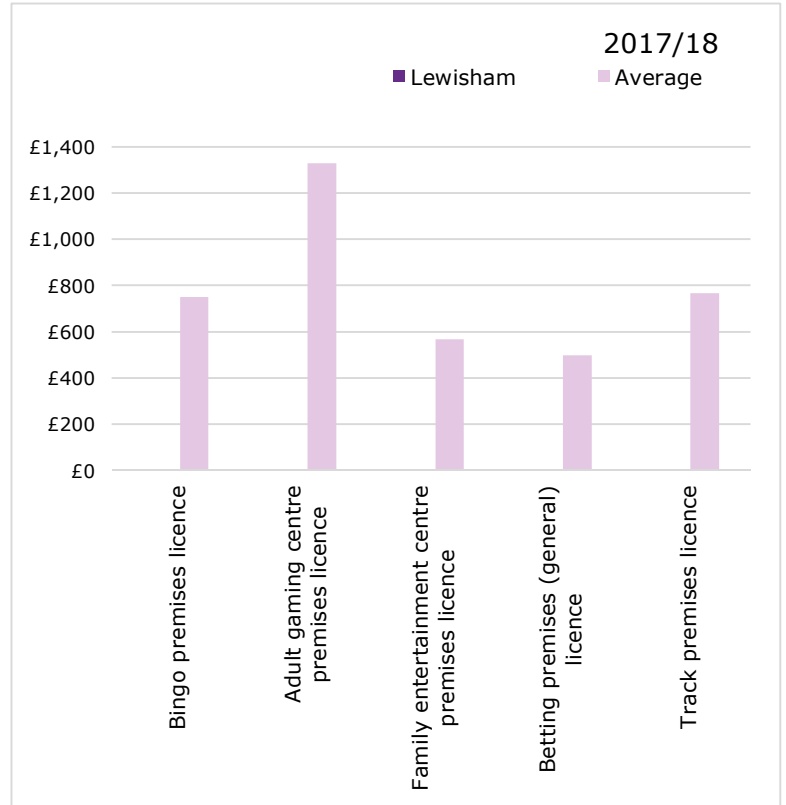
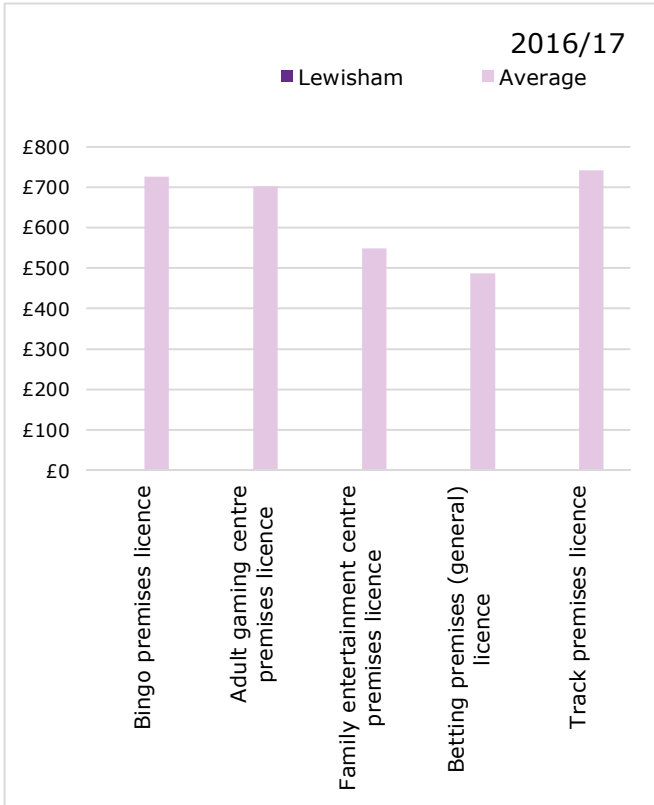


Maximum first annual fee

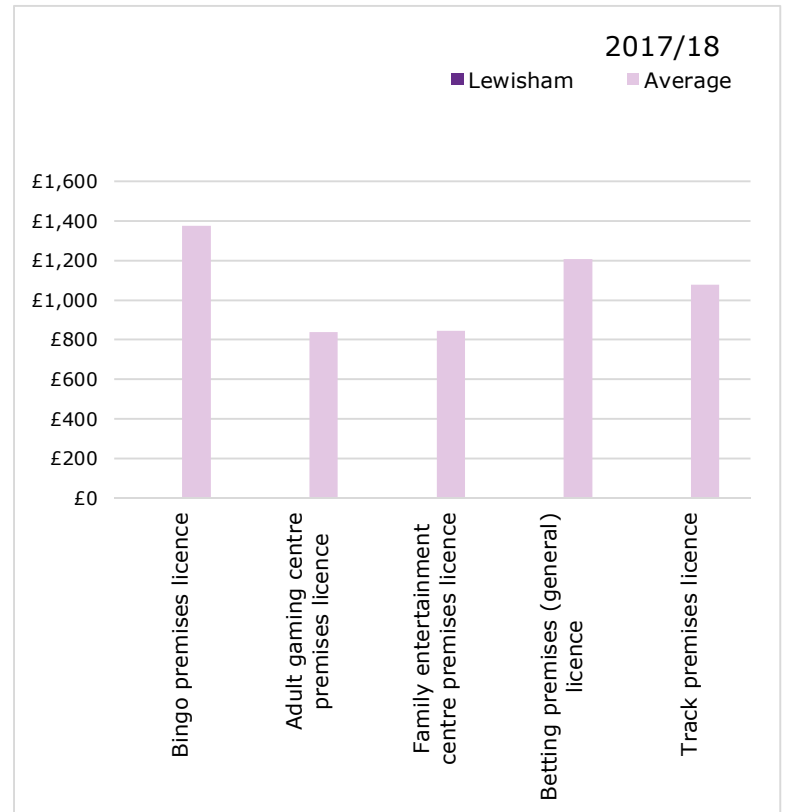
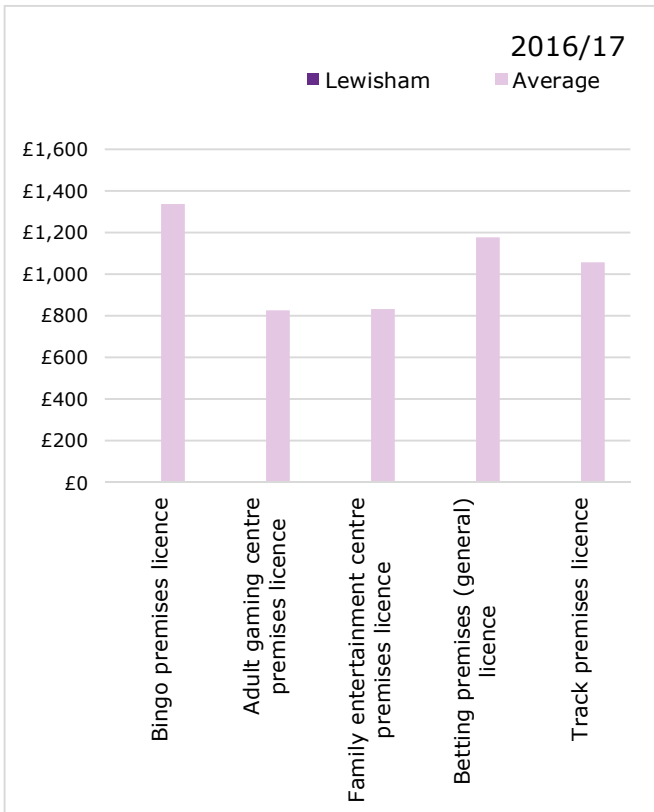


Gambling Licensing

Maximum annual fee

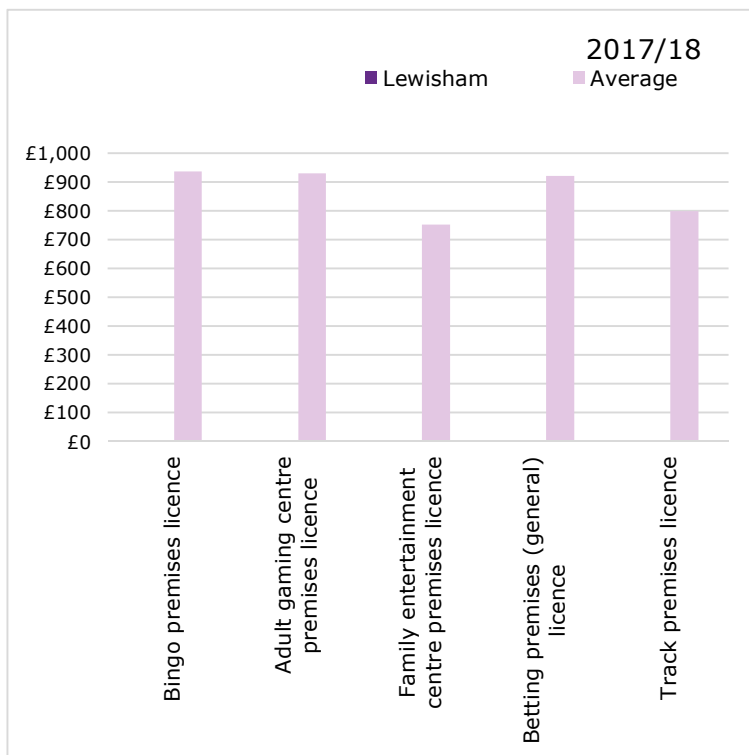
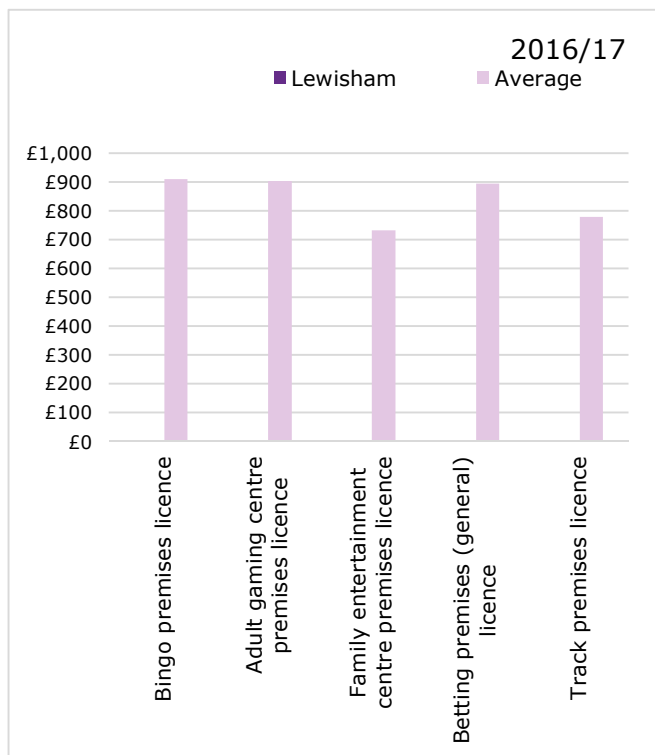


Maximum fee for application to vary licence



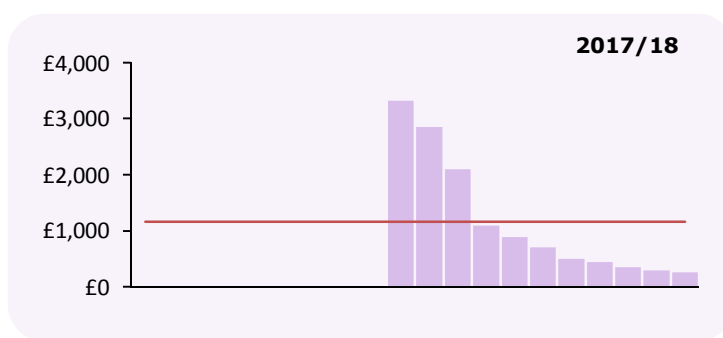
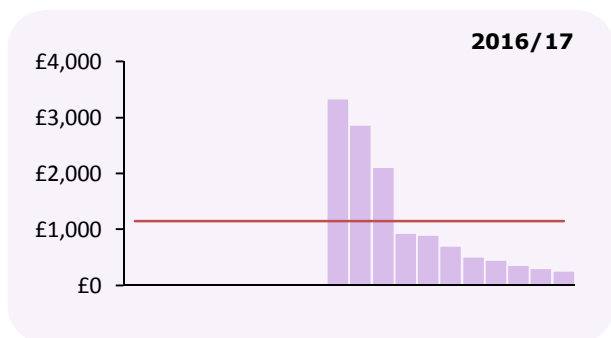
Gambling Licensing

Maximum fee for application to transfer/reinstatement

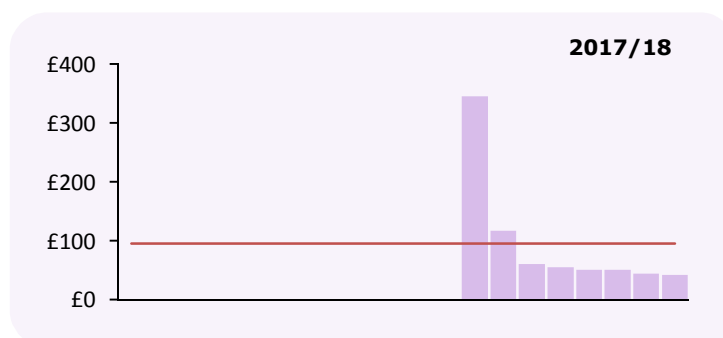
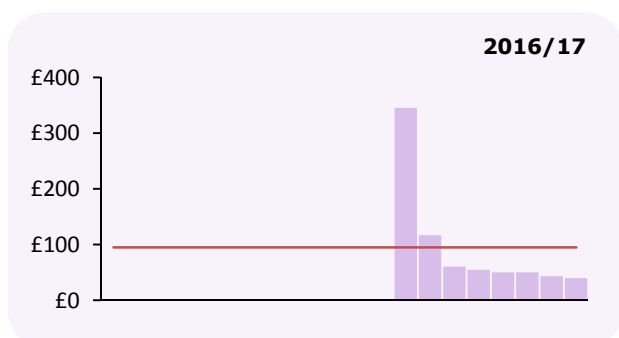


Other Licensing

Street Trading Consent - 12 months	Lewisham	Average
2016/17	na	£1,145.00
2017/18	na	£1,162.55



Food - Export Certificates- cost of initial visit	Lewisham	Average
2016/17	na	£95.00
2017/18	na	£95.29

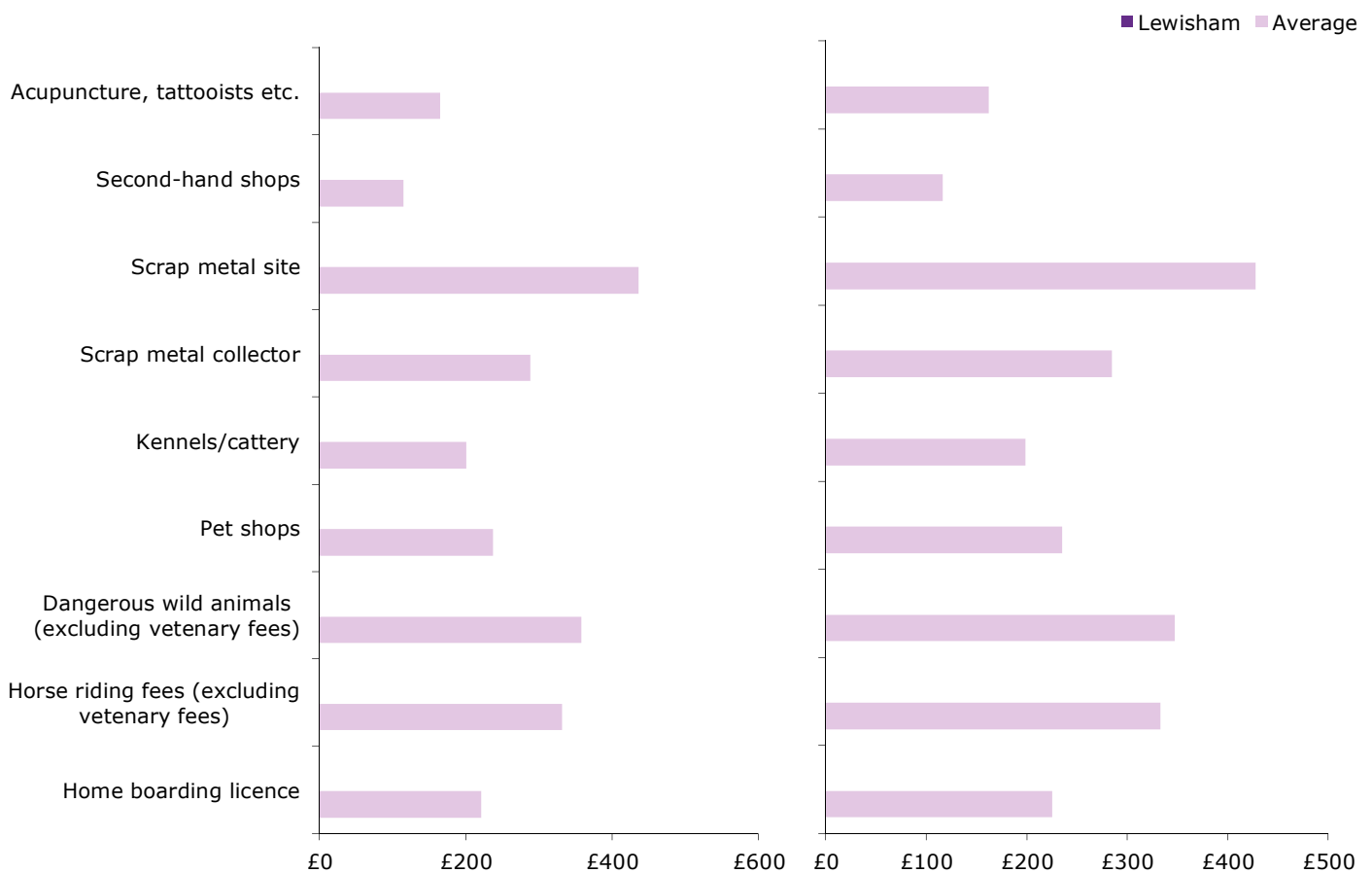


Other Licensing

Miscellaneous Licence Fees	Lewisham 2016/17	Average 2016/17	Lewisham 2017/18	Average 2017/18
Acupuncture, tattooists etc.	na	£164.61	na	£162.01
Second-hand shops	na	£115.11	na	£116.61
Scrap metal site	na	£435.72	na	£427.89
Scrap metal collector	na	£288.05	na	£284.95
Kennels/cattery	na	£200.91	na	£198.67
Pet shops	na	£237.55	na	£235.47
Dangerous wild animals (excluding veterinary fees)	na	£357.56	na	£347.29
Horse riding fees (excluding veterinary fees)	na	£331.83	na	£333.13
Home boarding licence	na	£221.24	na	£225.27

2016/17

2017/18



Miscellaneous - Sex Shops

2016/17

Lewisham

Average

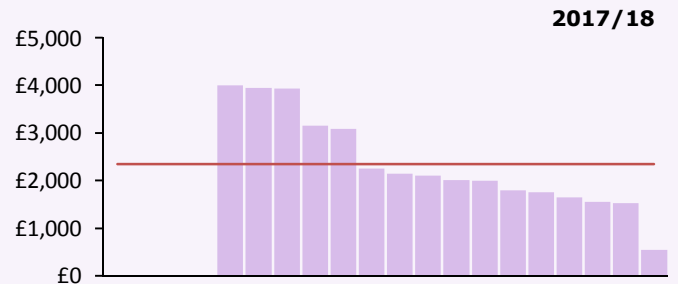
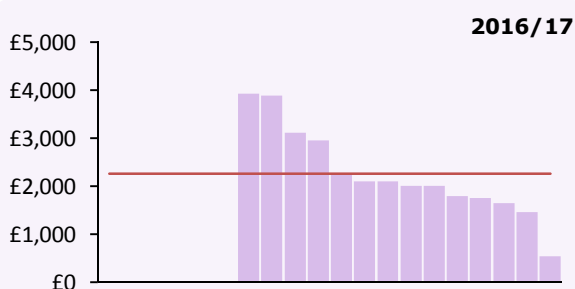
2017/18

na

£2,250.64

na

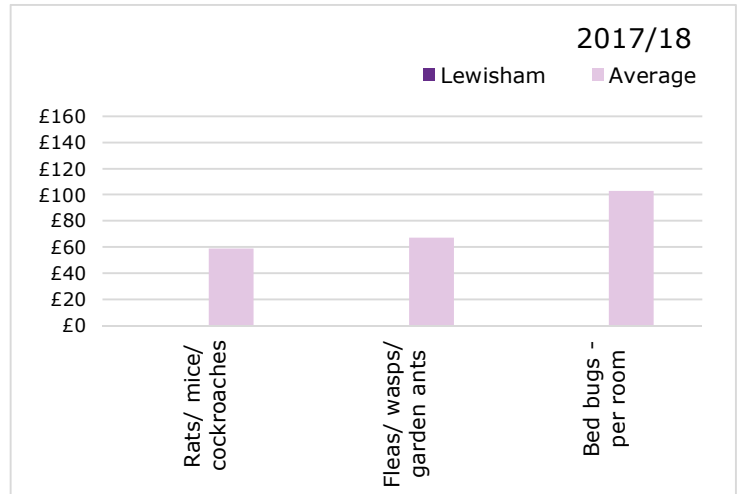
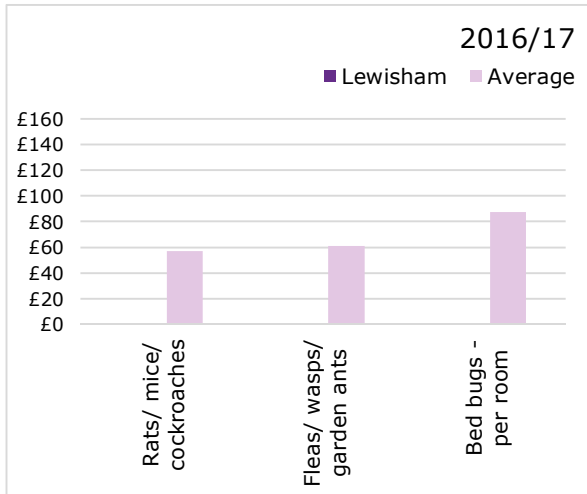
£2,338.53




SECTION 6 - ENVIRONMENTAL HEALTH

Pest Control

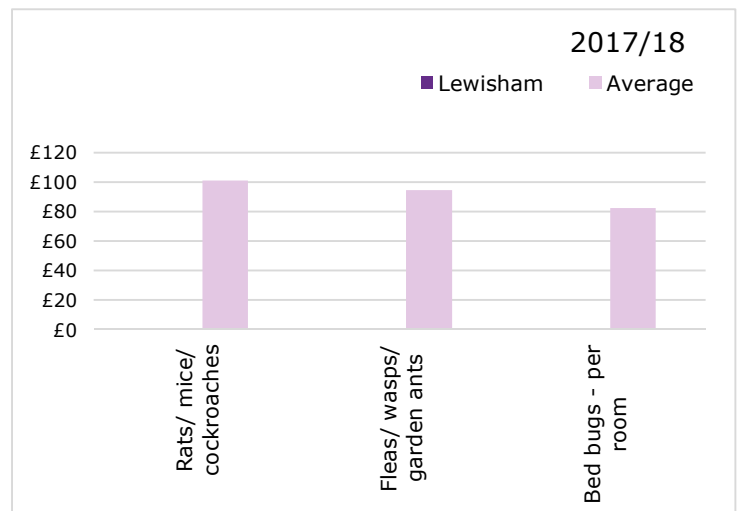
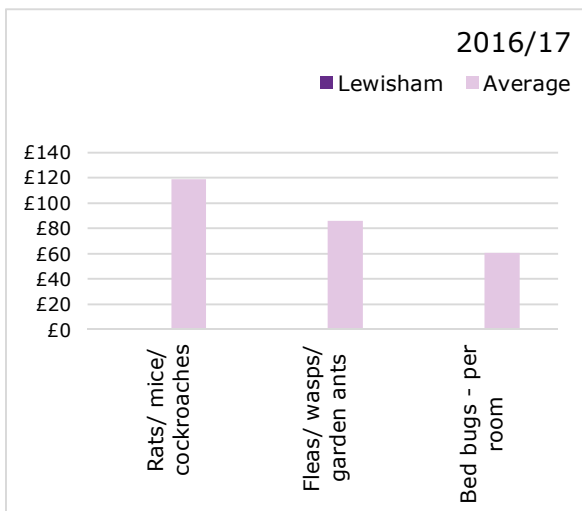
Domestic	Lewisham 2016/17	Average 2016/17	Lewisham 2017/18	Average 2017/18
Rats/mice/cockroaches	na	£56.92	na	£58.67
Fleas/wasps/garden ants	na	£60.78	na	£67.28
Bed bugs - per room	na	£87.64	na	£103.01



Concession rate if eligible for state pensions, Housing or Disability benefit



Commercial	Lewisham 2016/17	Average 2016/17	Lewisham 2017/18	Average 2017/18
Rats/mice/cockroaches	na	£118.60	na	£100.80
Fleas/wasps/garden ants	na	£85.85	na	£94.64
Bed bugs - per room	na	£60.86	na	£82.50

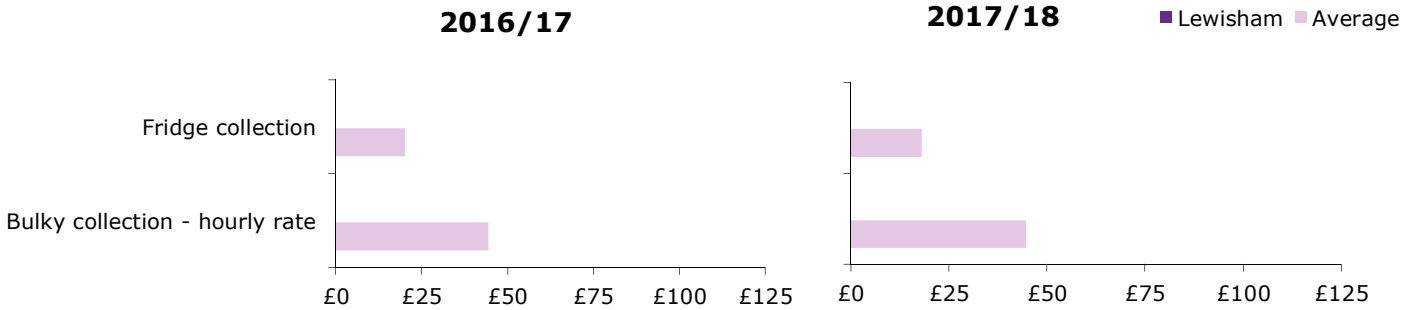


Refuse & Cleansing

Trade Waste Charges (per annum)	Lewisham 2016/17	Average 2016/17	Lewisham 2017/18	Average 2017/18
Trade sacks	na	£93.81	na	£100.31
Trade 120 bin	na	£72.60	na	£100.20
Trade 240 bin	na	£235.29	na	£248.25
Trade 360 bin	na	£248.38	na	£287.70
Trade 660 bin	na	£502.07	na	£526.44
Trade 1,100 bin	na	£705.15	na	£735.66
Trade 360 recycle bin	na	£117.81	na	£165.88
Trade 660 recycle bin	na	£290.87	na	£307.80
Trade recycle sacks	na	£178.48	na	£187.75

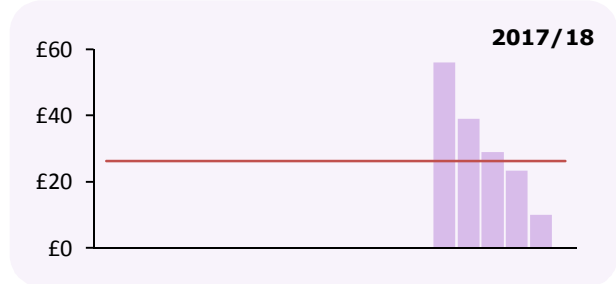
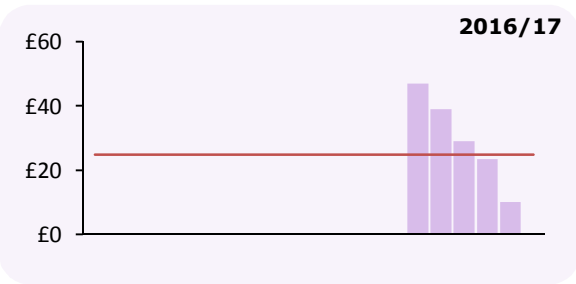


Miscellaneous Refuse Work	Lewisham 2016/17	Average 2016/17	Lewisham 2017/18	Average 2017/18
Fridge collection	na	£20.24	na	£18.07
Bulky collection - hourly rate	na	£44.38	na	£44.62

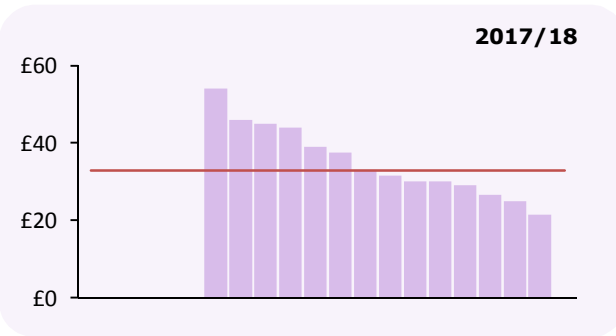
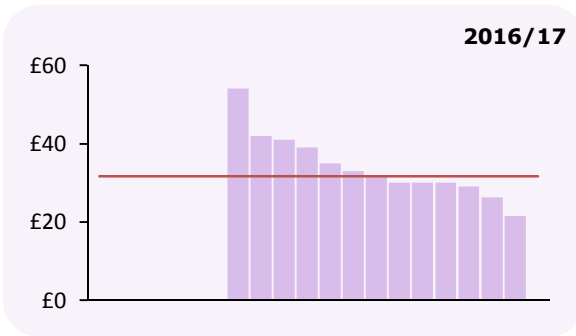


Domestic

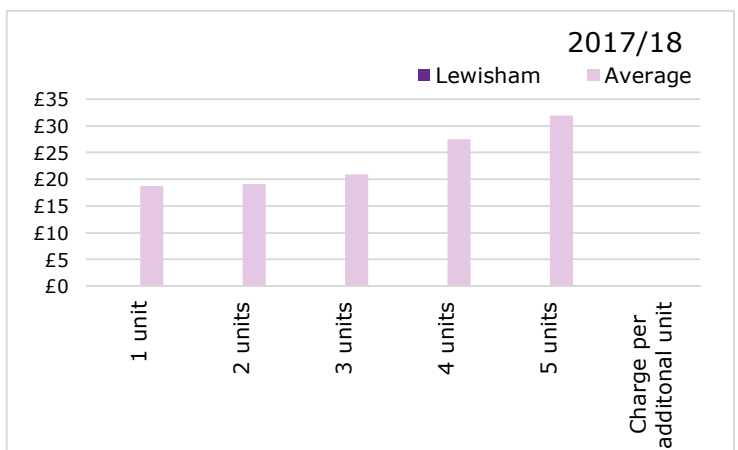
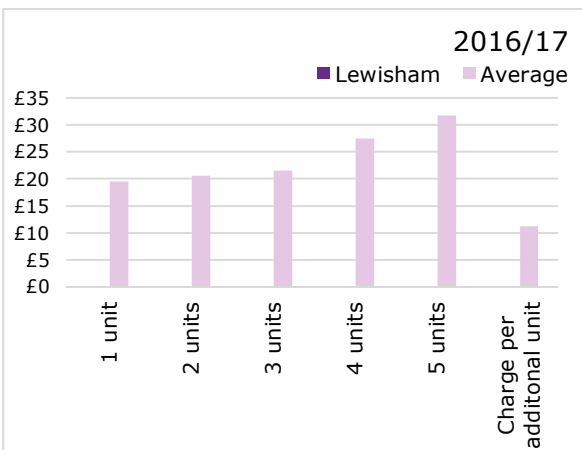
Domestic bin charges for commencing service	Lewisham	Average
2016/17	na	£24.72
2017/18	na	£26.22



Green waste bin	Lewisham	Average
2016/17	na	£31.59
2017/18	na	£32.81



Bulky Collection

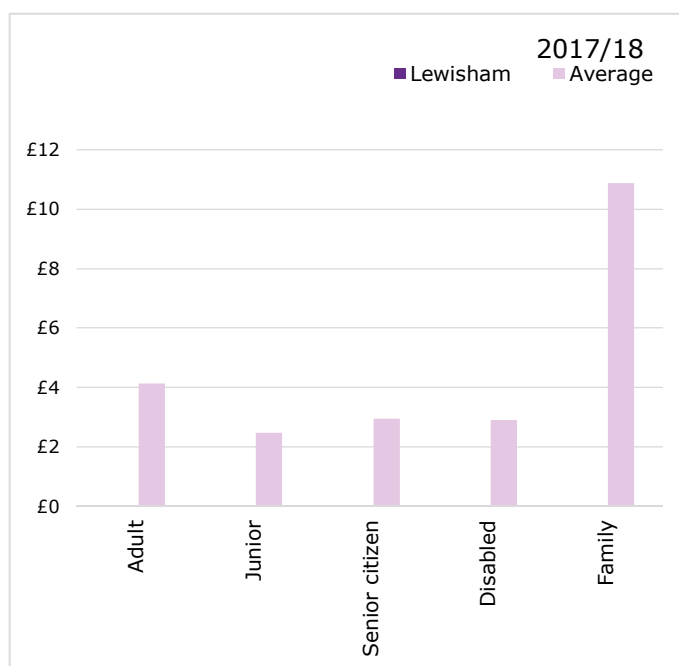
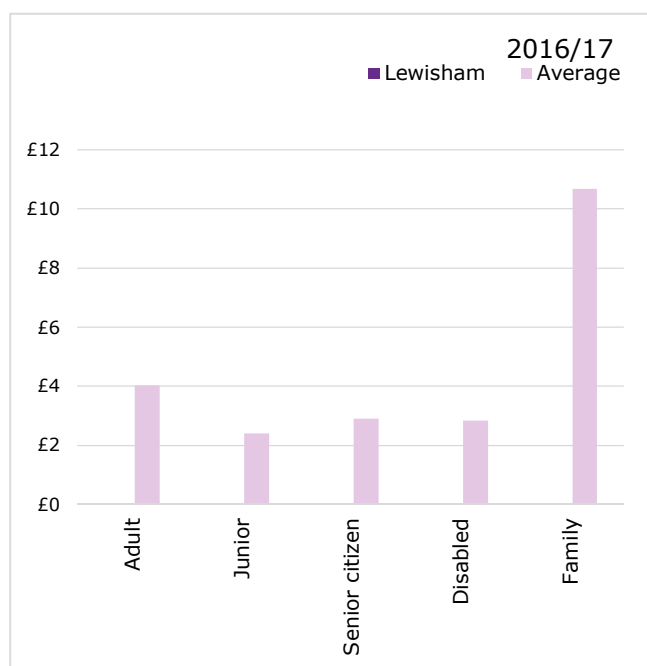


SECTION 7 - LEISURE, CULTURE & YOUNG PEOPLE PORTFOLIO

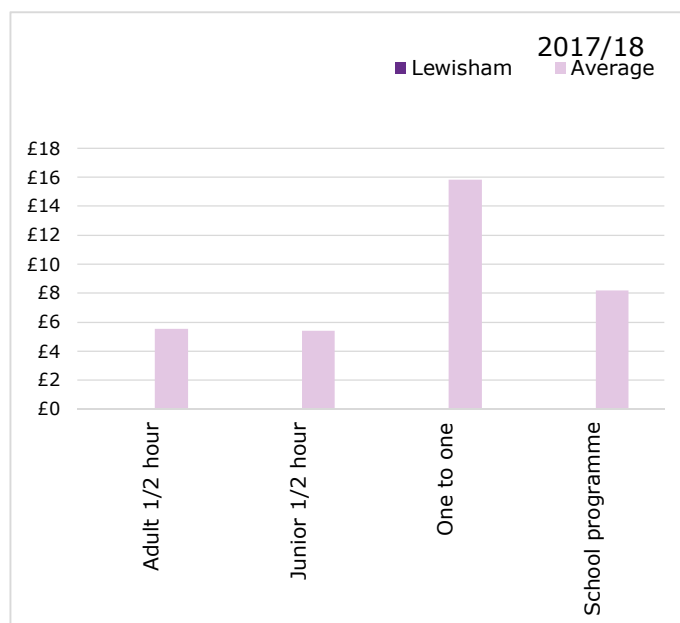
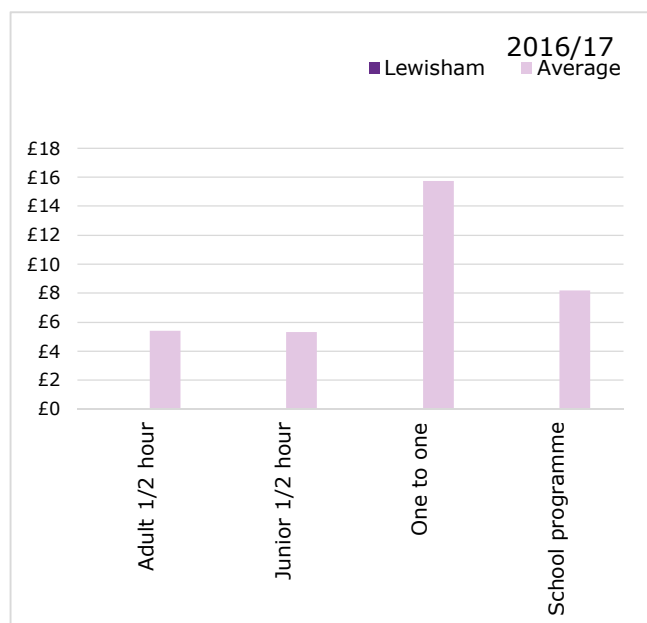
Health & Wellbeing

Swimming	Lewisham 2016/17	Average 2016/17	Lewisham 2017/18	Average 2017/18
Adult	na	£4.03	na	£4.13
Junior	na	£2.40	na	£2.48
Senior citizen	na	£2.90	na	£2.95
Disabled	na	£2.83	na	£2.90
Family	na	£10.67	na	£10.88
Swimming Instruction				
Adult 1/2 hour	na	£5.43	na	£5.52
Junior 1/2 hour	na	£5.30	na	£5.42
One to one	na	£15.75	na	£15.83
School programme	na	£8.20	na	£8.20

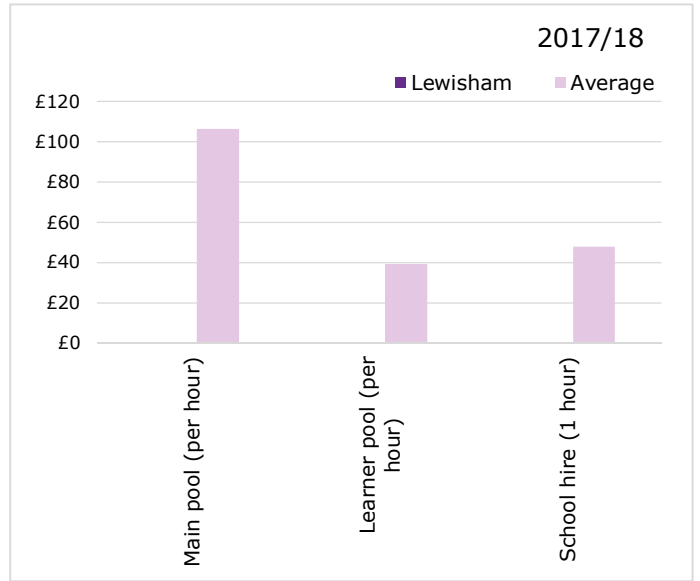
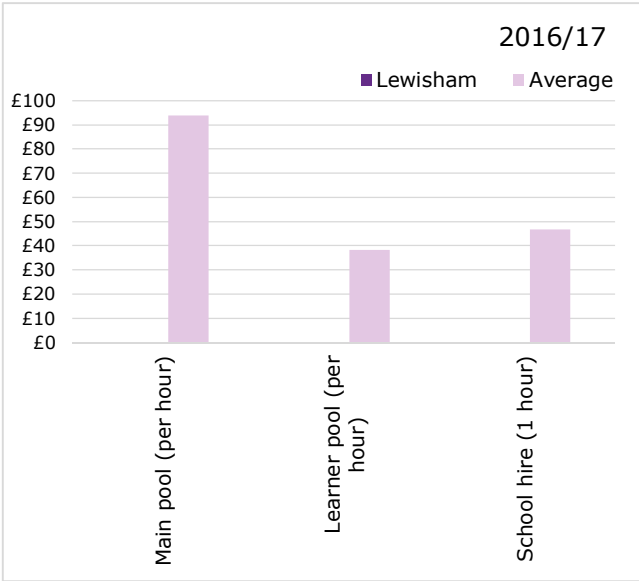
Swimming



Swimming Instruction

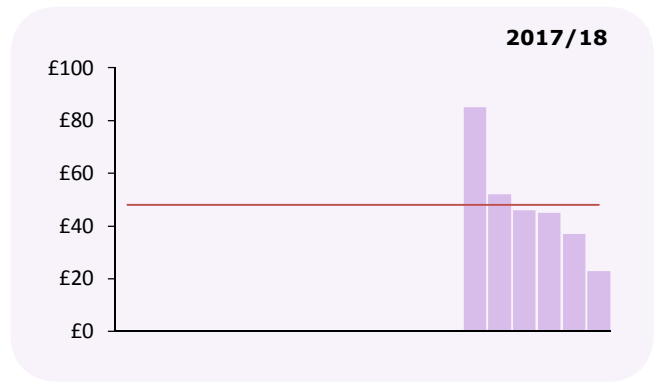
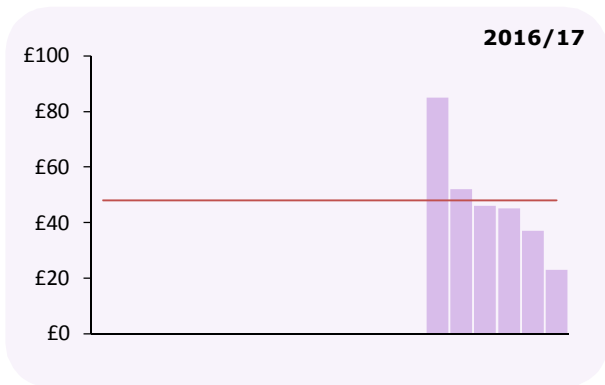


Pool Hire

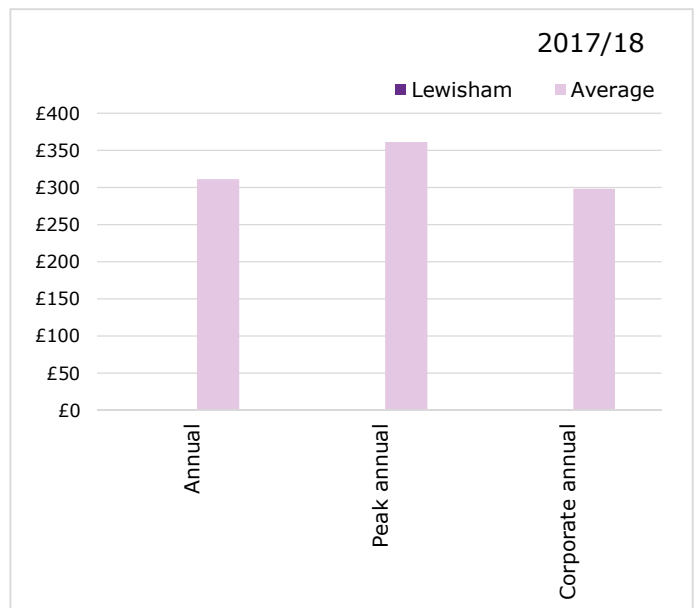
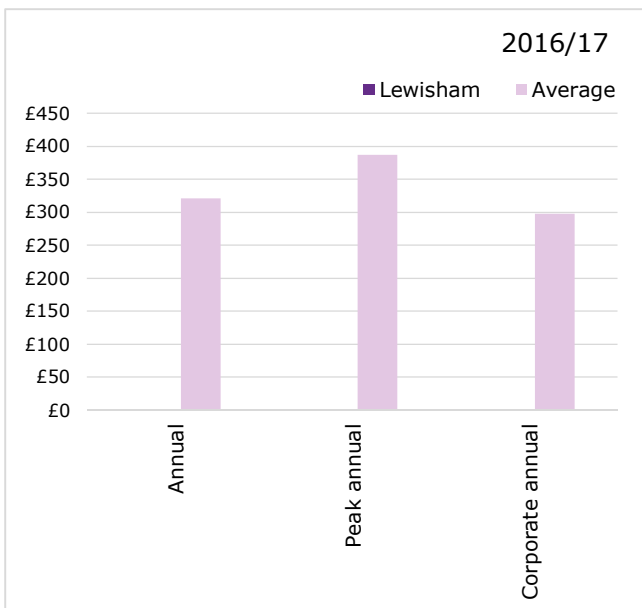


Room Hire - Sports Hall

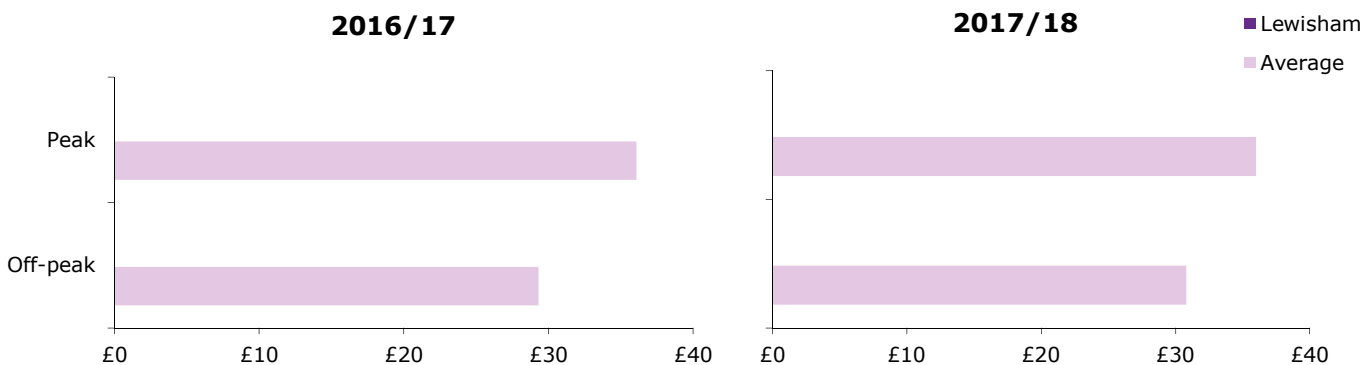
Casual	Lewisham	Average
2016/17	na	£48.00
2017/18	na	£48.79



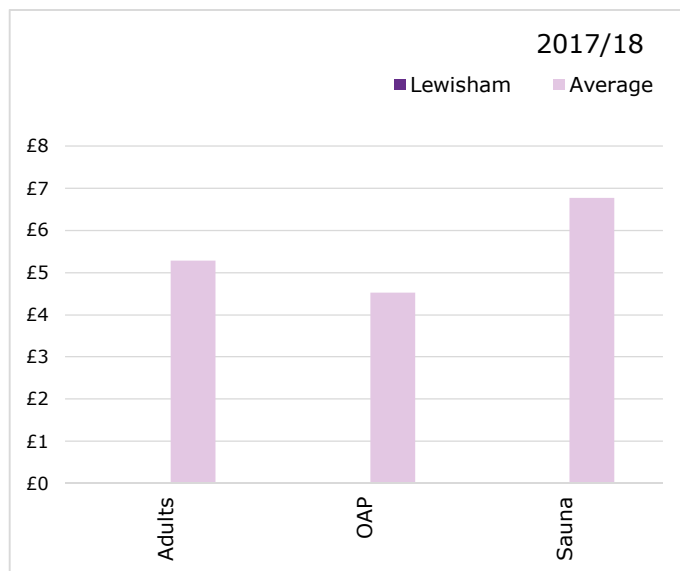
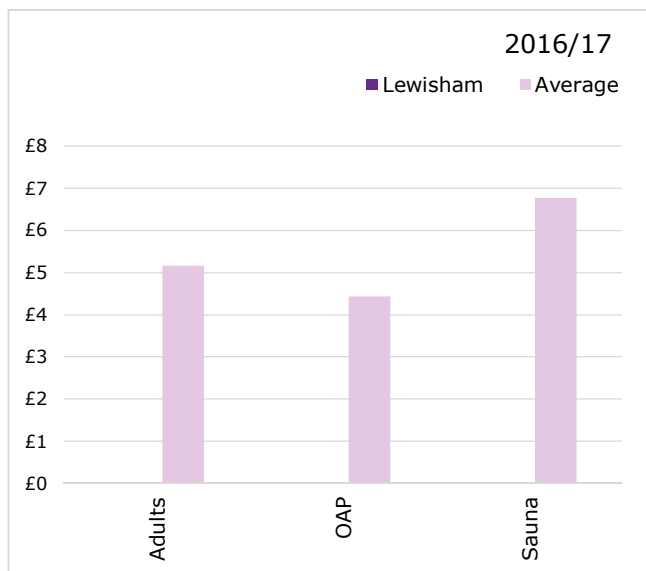
Memberships



Direct Debit Monthly Memberships	Lewisham 2016/17	Average 2016/17	Lewisham 2017/18	Average 2017/18
Peak	na	£36.07	na	£35.98
Off-peak	na	£29.30	na	£30.80



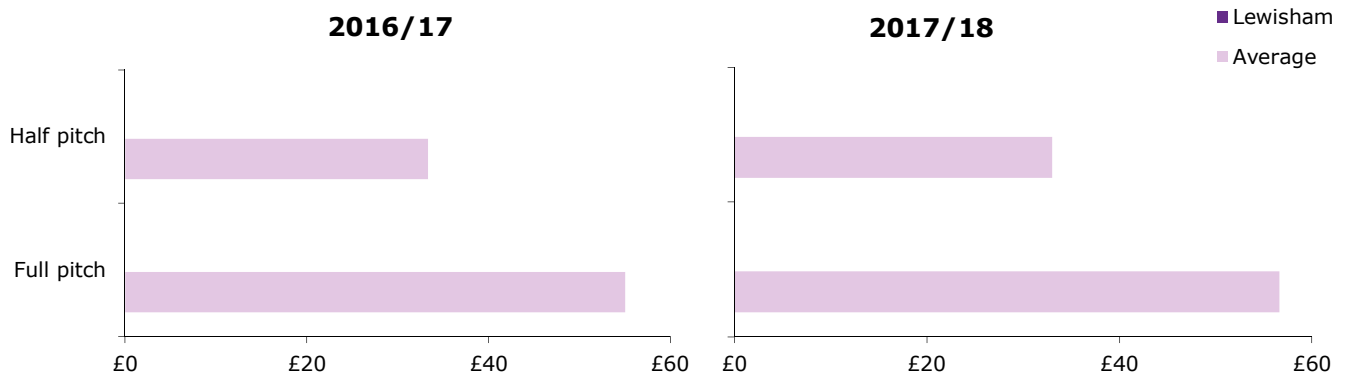
Fitness Classes



Pitch Hire	Lewisham 2016/17	Average 2016/17	Lewisham 2017/18	Average 2017/18
Full pitch	na	£48.67	na	£50.64
Half Pitch	na	£32.00	na	£32.00

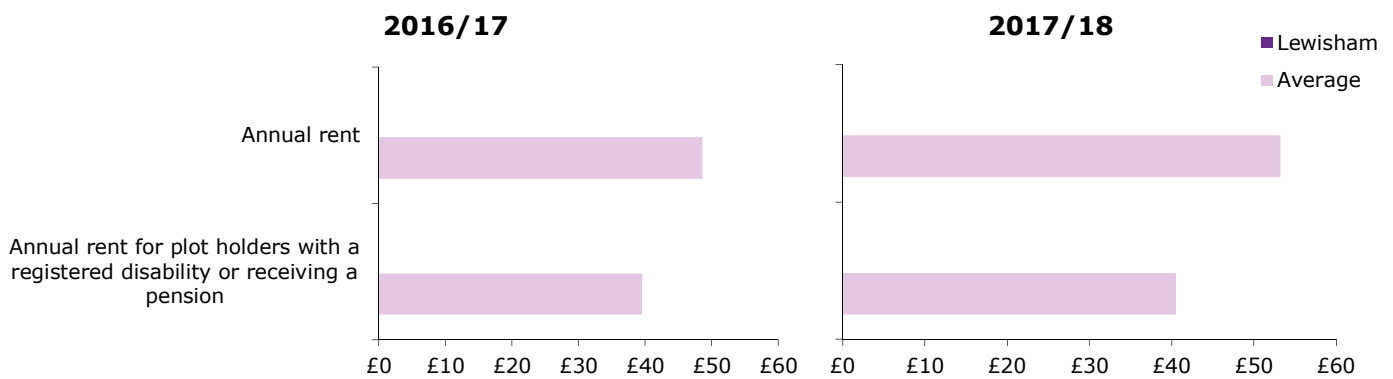


Weekend	Lewisham 2016/17	Average 2016/17	Lewisham 2017/18	Average 2017/18
Half Pitch	na	£33.33	na	£33.00
Full Pitch	na	£55.04	na	£56.64



Other Leisure Charges

Allotments	Lewisham 2016/17	Average 2016/17	Lewisham 2017/18	Average 2017/18
Annual Rent	na	£48.59	na	£53.18
Annual rent for plot holders with a registered disability or receiving a pension	na	£39.50	na	£40.50

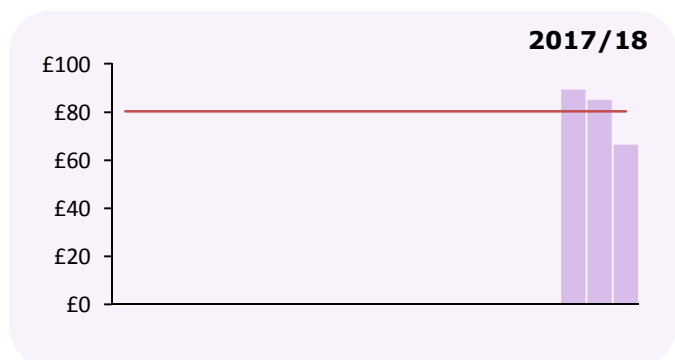
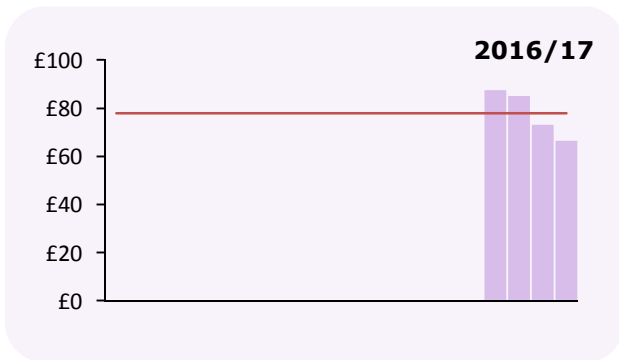


SECTION 8 - NEIGHBOURHOODS, HOUSING & CUSTOMER SERVICES PORTFOLIO


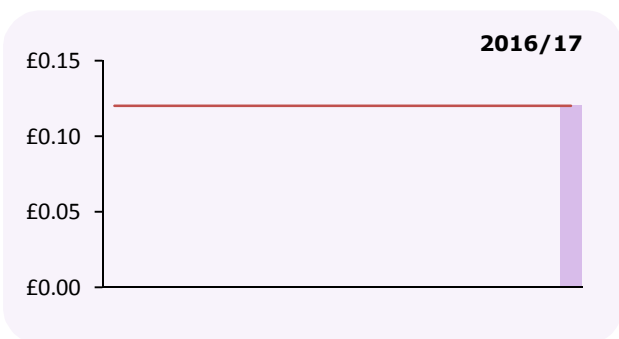
Itinerants and Trading Standards

Itinerants Site	Lewisham 2016/17	Average 2016/17	Lewisham 2017/18	Average 2017/18
Weekly site licence fees	na	£77.99	na	£80.24
Electric smart metres	na	£0.12	na	£0.12

Weekly site licence fees

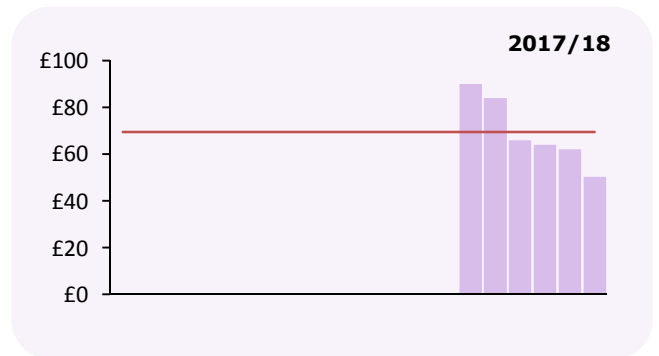
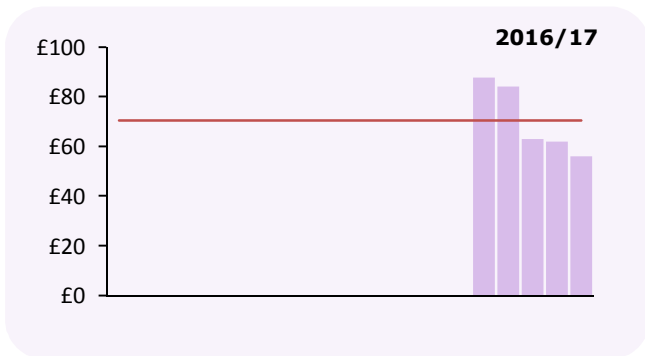


Electric smart metres

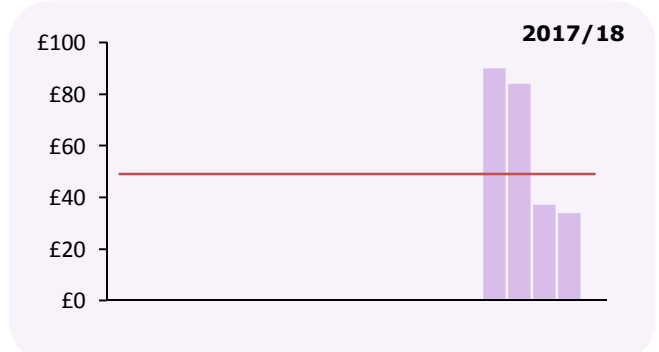



Trading Standards	Lewisham 2016/17	Average 2016/17	Lewisham 2017/18	Average 2017/18
Inspector of weights and measures	na	£70.52	na	£69.36
Additional support if required	na	£40.25	na	£49.00
Requests for non-statutory advice	na	£42.90	na	£59.75



Inspector of weights and measures



Additional support if required



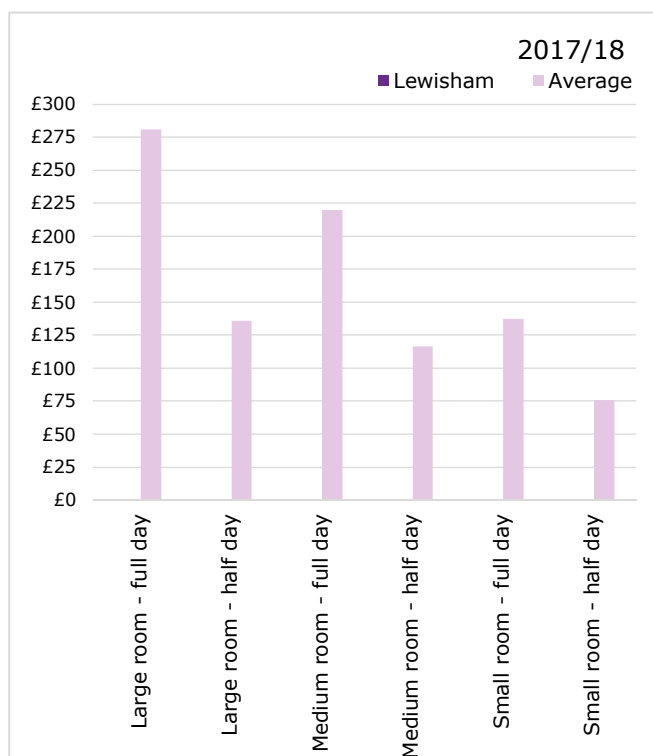
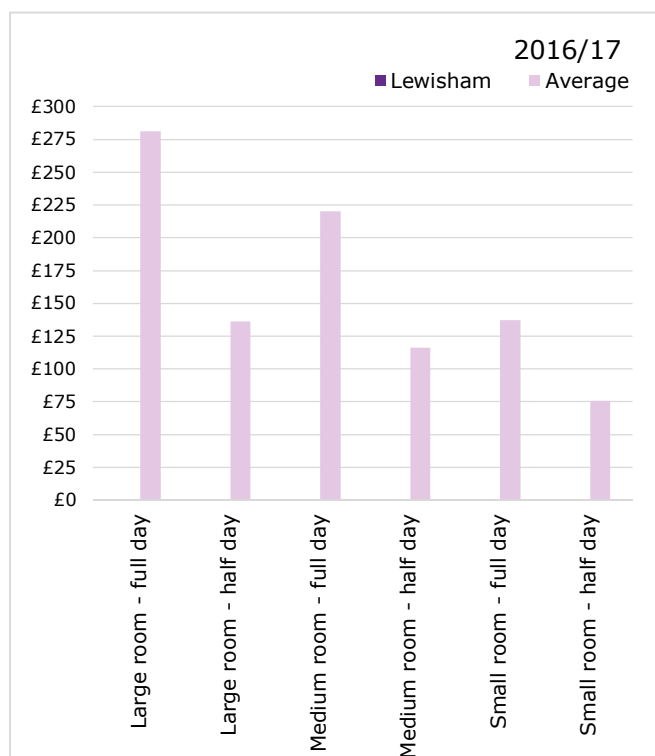
Requests for non-statutory advice



SECTION 9 - REGENERATION PORTFOLIO

Business Centre

Conference Room Charges	Lewisham 2016/17	Average 2016/17	Lewisham 2017/18	Average 2017/18
Large room - full day	na	£281.00	na	£281.00
Large room - half day	na	£136.00	na	£136.00
Medium room - full day	na	£220.00	na	£220.00
Medium room - half day	na	£116.25	na	£116.25
Small room - full day	na	£137.17	na	£137.17
Small room - half day	na	£75.60	na	£75.60

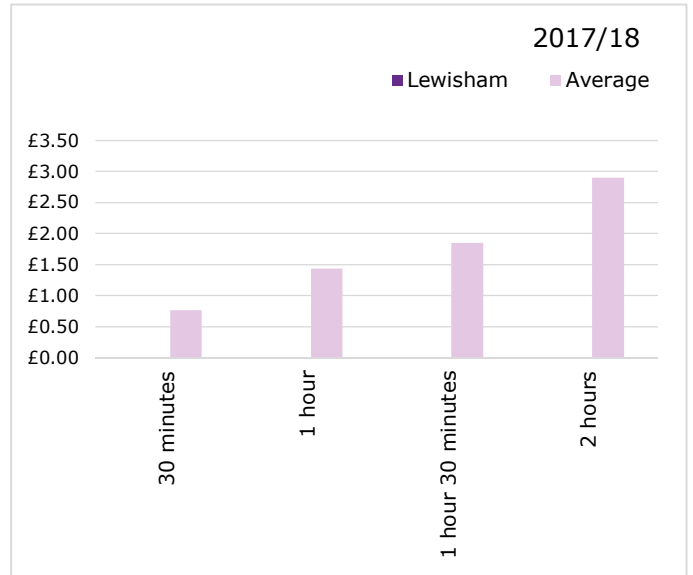
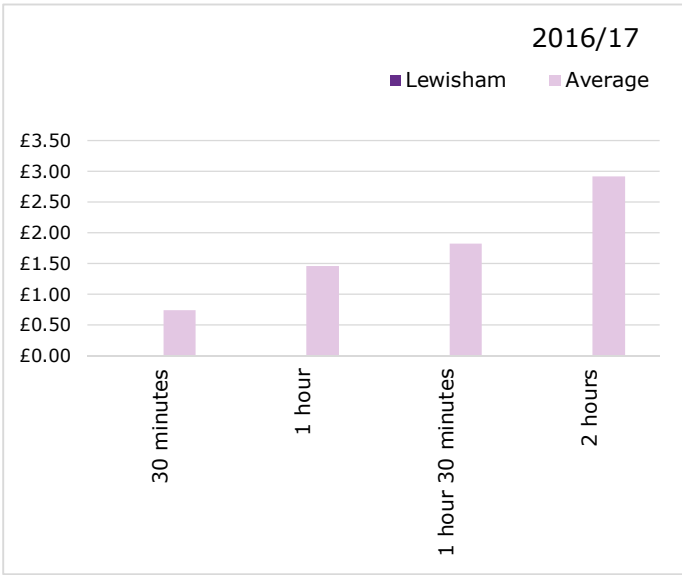


Parking

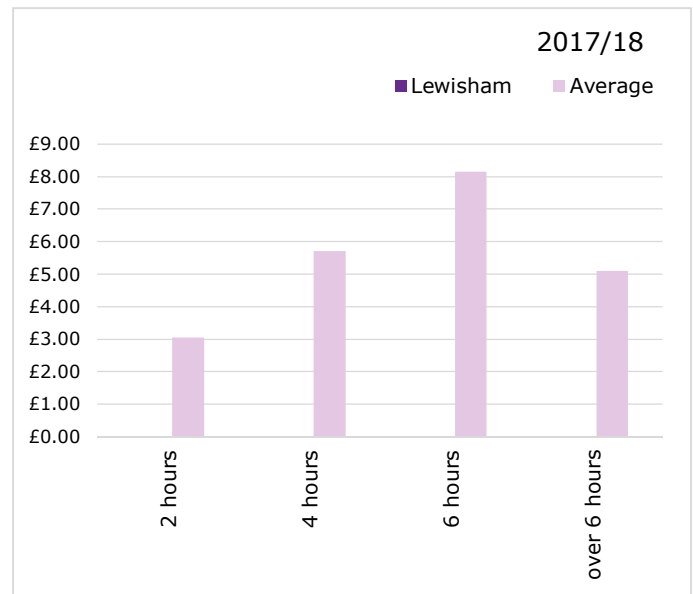
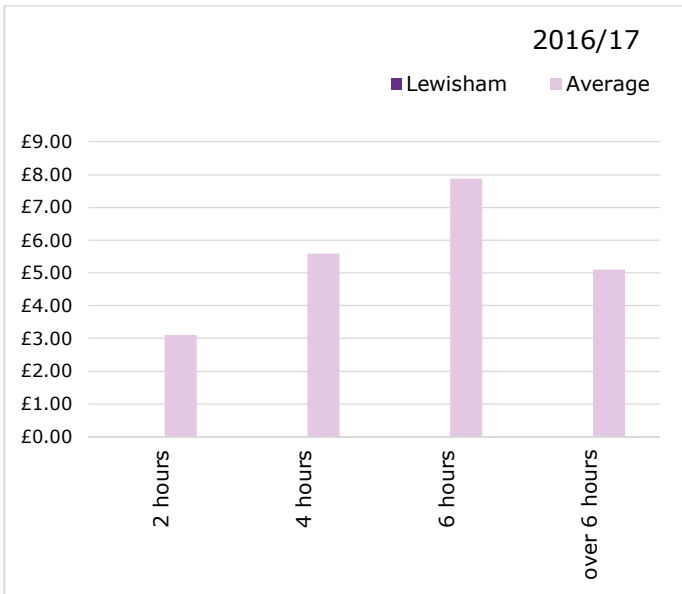
Contract Permits	Lewisham 2016/17	Average 2016/17	Lewisham 2017/18	Average 2017/18
Annual	na	£517.25	na	£539.05
Quarterly	na	£201.86	na	£201.86



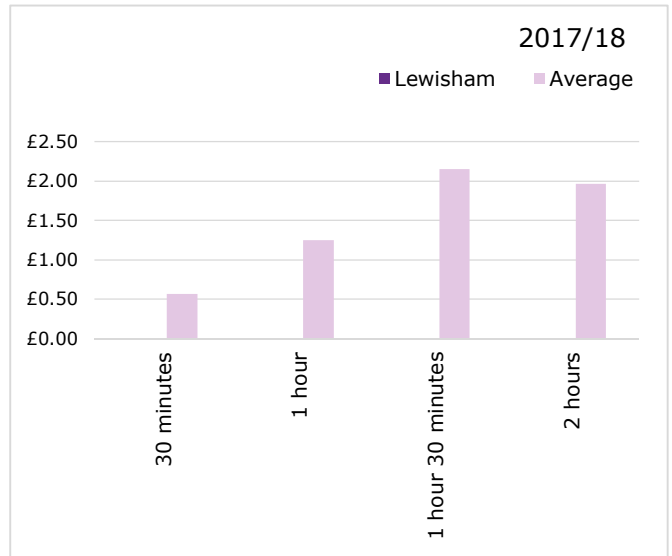
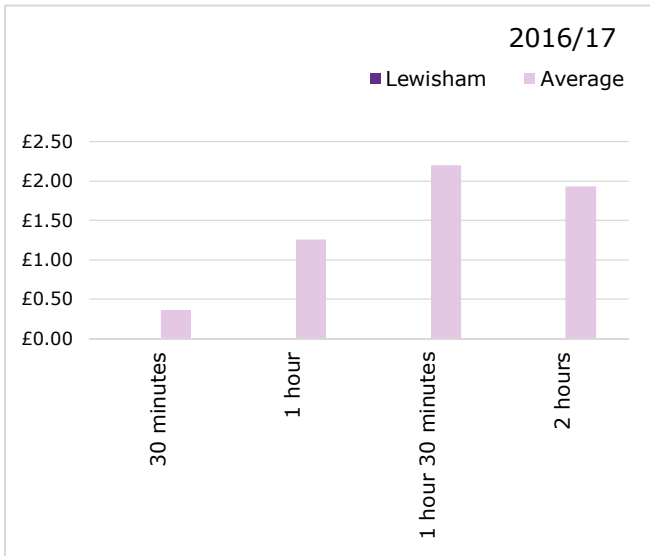
On-Street - Short-Stay Parking



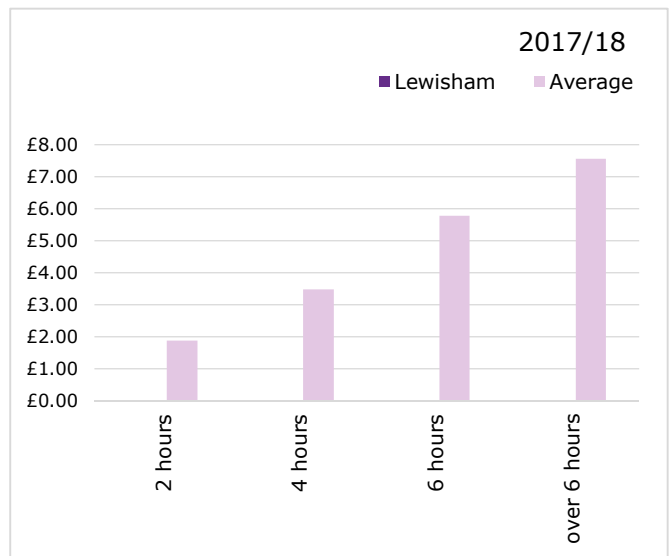
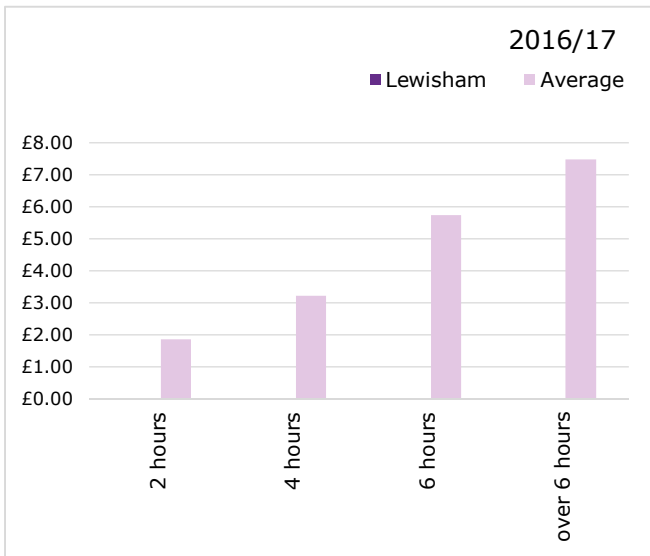
On-Street - Long-Stay Parking



Off-Street - Short-Stay Parking

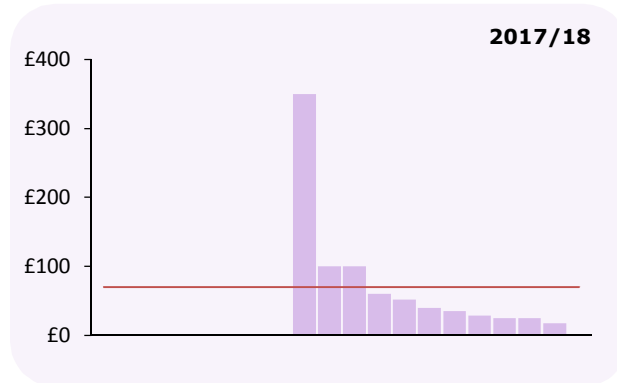
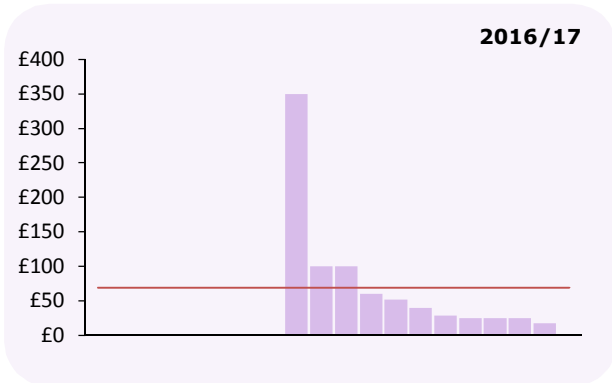


Off-Street - Long-Stay Parking

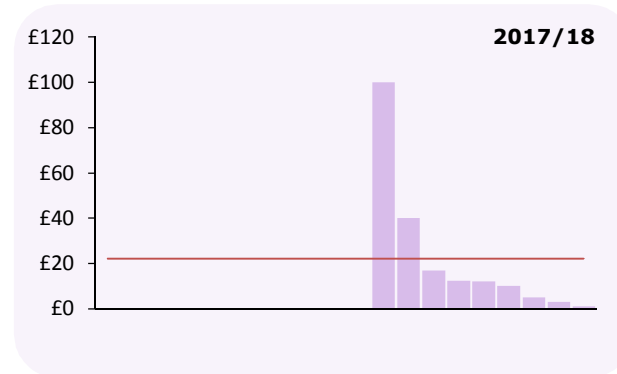
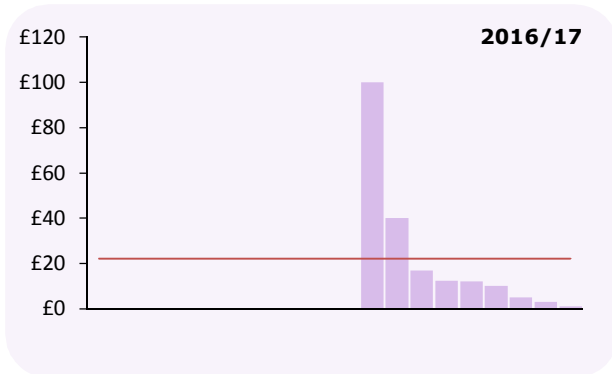


Residential Permits	Lewisham 2016/17	Average 2016/17	Lewisham 2017/18	Average 2017/18
Resident	na	£68.55	na	£69.38
Visitors	na	£22.28	na	£22.28
Business	na	£177.43	na	£177.43

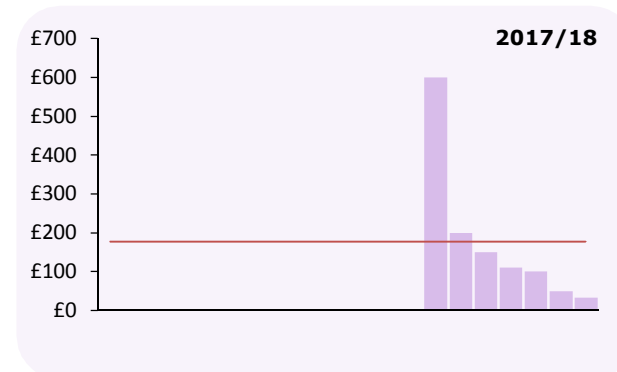
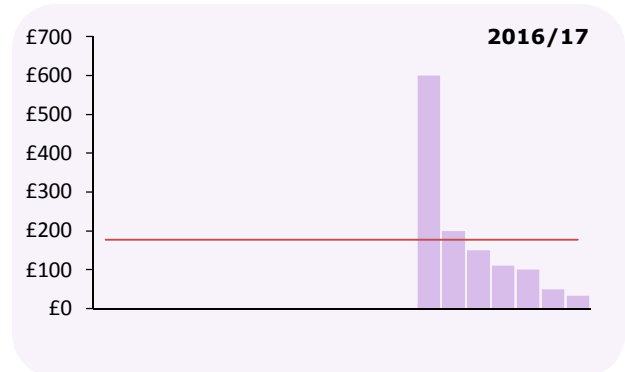
Resident Permit



Visitors Permit



Business Permit



Development Control

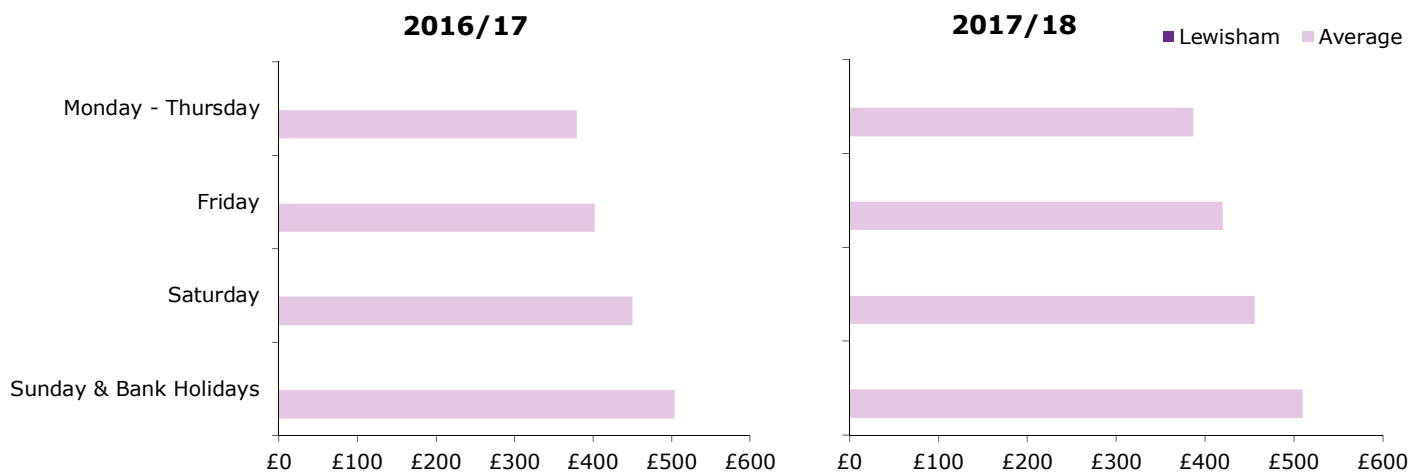
Other Charges	Lewisham 2016/17	Average 2016/17	Lewisham 2017/18	Average 2017/18
Variation or removal of condition	na	£194.30	na	£189.00
Discharge of planning condition	na	£78.25	na	£86.44
Lawful development certificate - existing use	na	£291.00	na	£296.71
Lawful development certificate - proposed use	na	£169.88	na	£202.50
Lawful development certificate - not just compliance with condition	na	£170.63	na	£177.67
Non-material amendments	na	£177.00	na	£134.86
Renewal of major applications	na	£269.00	na	£269.00
Pre-application meetings for major developments	na	£876.55	na	£914.18
Follow-up pre-application meetings for major developments	na	£173.00	na	£183.63
Pre-application meetings for significant major developments	na	£1,167.25	na	£1,406.75
Follow-up pre-application meetings for significant major developments	na	£239.75	na	£302.88
Small-scale development pre-application advice with site visit or meeting	na	£251.00	na	£267.78
Small-scale development pre-application with no site visit	na	£97.38	na	£107.50



SECTION 10 - RESOURCES PORTFOLIO

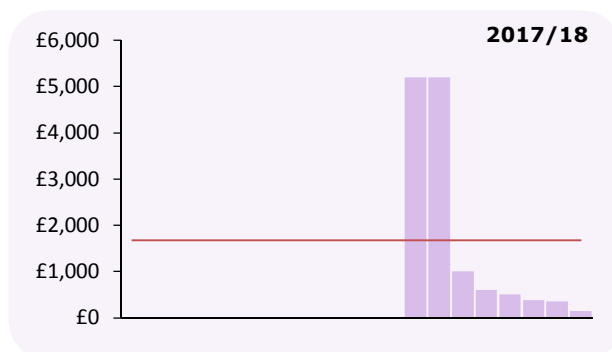
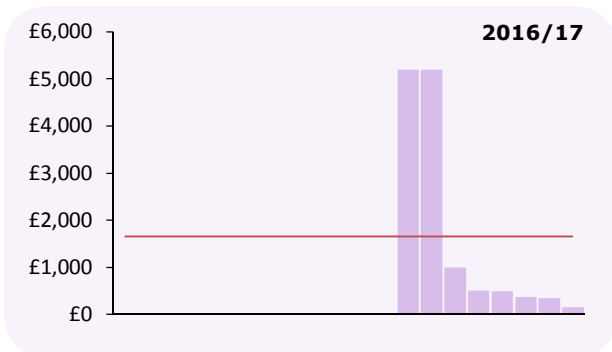
Registration Services & Other

Marriages (Approved Premises)	Lewisham 2016/17	Average 2016/17	Lewisham 2017/18	Average 2017/18
Monday - Thursday	na	£379.45	na	£386.67
Friday	na	£402.27	na	£419.75
Saturday	na	£449.64	na	£455.83
Sunday & Bank Holidays	na	£504.20	na	£509.91

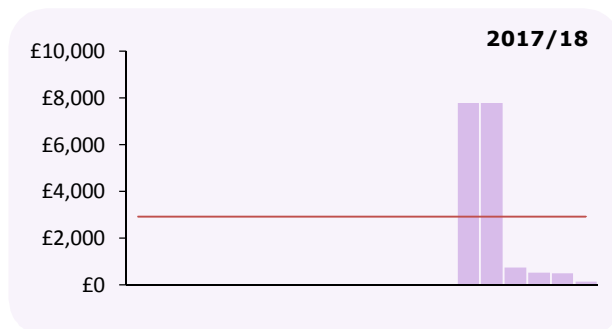
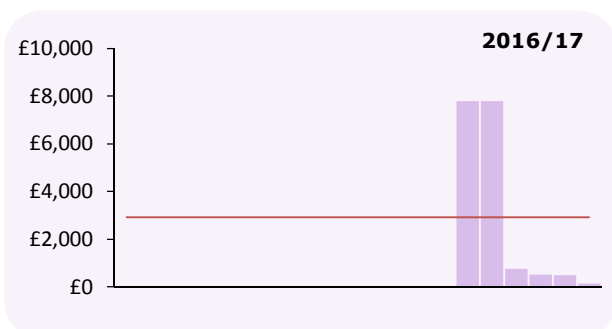


Legal Services - Section 106 Agreements

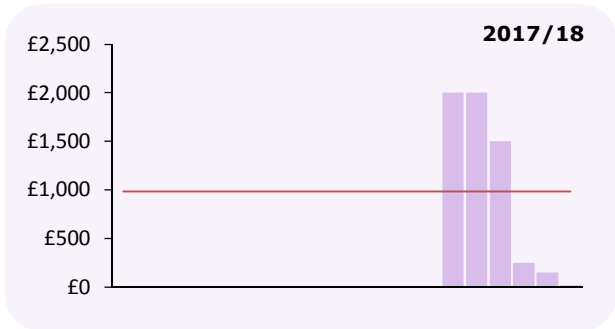
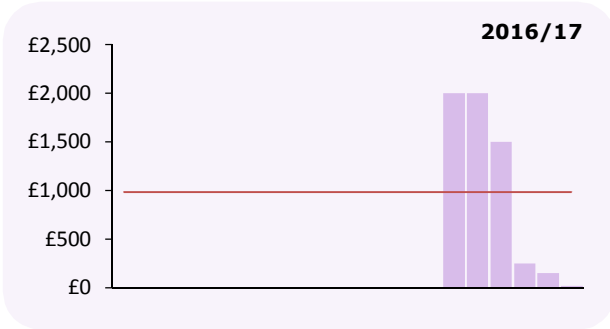
Standard	Lewisham	Average
2016/17	na	£1,660.20
2017/18	na	£1,672.66



Complex	Lewisham	Average
2016/17	na	£2,917.92
2017/18	na	£2,919.20



Assign/vary/sublet licenses	Lewisham	Average
2016/17	na	£985.97
2017/18	na	£986.02



CIPFA is the leading professional accountancy body for public services, whether provided by the public or private sectors. It provides education and training in accountancy and financial management, and sets and monitors professional standards.

CIPFA also provides professional services to public sector organisations and managers. These include: statistical and technical information services, research services, consultancy, advisory networks and forums.

CIPFA holds more data on local government performance than any other organisation in the world and our Corporate Services Benchmarking Clubs are the market leader in local government benchmarking, with high levels of participation and customer satisfaction. Our detailed reports, databases, and interactive tools provide you with solid evidence to support decisions on budget and improvement.

We also do...

In addition to Fees & Charges, our Corporate Services Benchmarking Clubs include Accountancy, Debtors, Creditors, Payroll, Pensions and Treasury Management.

We also provide other Income Generation related services through CIPFAstats and TISonline.

To learn more about other benchmarking clubs in areas such as Adult Solcial Care and Children's Services or to see our Value for Money indicator stream, please see our website:

www.cipfa.org/services/benchmarking

Contact us

To find out more about our other Corporate Services Benchmarking Clubs please visit our website:
www.cipfa.org/corporateservices

For more information about how CIPFA Benchmarking can help your organisation or to sign up today contact:
E: customerliaison@cipfa.org T: 020 7543 5600



CIPFA The Chartered Institute of
Public Finance & Accountancy

Registered office:
CIPFA Business Limited, 77 Mansell Street, London E1 8AN
T: 020 7543 5600 F: 020 7543 5700
www.cipfa.org

CIPFA Business Limited, the trading arm of CIPFA that provides a range of services to public sector clients. Registered in England and Wales no. 2376684

