



Children & Young People's Select Committee

Exclusions and Managed Transfers, Annual Report, 2023/24

Date: 21 November 2024

Key decision: No. Information item.

Ward(s) affected: N/A

Contributors: Ruth Griffiths, Head of Access, Inclusion and Participation

Julie Gorton, Exclusion and Reintegration Coordinator

Outline and recommendations

Outline

As part of its work programme the Committee has requested a report on Lewisham's exclusion performance indicators and outcomes. Officers produce this report annually as part of accountability and performance monitoring.

Recommendations

The Select Committee is asked to note the significant improvement in the work programme to support and safeguard our most vulnerable children and young people by:

- Reducing the number of fixed term and permanent exclusions from Lewisham secondary schools.
- Increasing in the number of children and young people who are reintegrated back into Lewisham schools.

1. Summary

- 1.1 This report sets out the context, legal framework and position in relation to exclusions in Lewisham. It also provides an analysis of Lewisham performance indicators and the actions that the local authority and Lewisham education providers are taking to effect progress.

2. Recommendations

- 2.1 The Select Committee is asked to note the significant improvement in the work programme to support and safeguard our most vulnerable children and young people by:
- Reducing the number of fixed term and permanent exclusions from Lewisham secondary schools.
 - Increasing in the number of children and young people who are reintegrated back into Lewisham schools.

3. Policy context

- 3.1 Lewisham's 2022-26 Corporate Strategy will continue the fantastic work of the last four years, supporting our schools to improve and increasing the opportunities for young people in Lewisham.

4. Background to exclusions and managed transfers

4.1 What are Exclusions?

There are two types of exclusion – fixed period (suspended) and permanent (expelled). Lewisham schools are responsible for providing high-quality education provision for all children on their roll. Where it is necessary to exclude a child or young person for a fixed period, schools should set and benchmark work for the first five school days.

A suspension (fixed period exclusion) is where a child or young person is temporarily removed from school. If the suspension is longer than five school days, the school is responsible for arranging full-time education from the sixth school day onwards. The child can be removed for no more than 45 school days in one academic year.

Schools also have the authority to direct pupils to off-site provisions for reasons of behaviour, or to provide alternative education to meet specific needs. The placement must be kept under evaluation and involve parents/carers and the pupils in the assessment of his/her educational needs.

4.2 What are managed transfers?

In the best interests of the pupil and in order to avoid a permanent exclusion on a child's record Lewisham local authority and Lewisham schools offer, at the point of exclusion, an alternative intervention option. At this stage the headteacher refers the pupil to the Lewisham Fair Access Panel for a **managed transfer** to the Lewisham Pupil Referral Unit or other suitable Alternative Provision.

This referral is in line with requirements of the Government statutory guidance on permanent exclusions and a permanent exclusion letter is still issued to the pupil and the family. Most London boroughs deploy similar processes as part of an early intervention model.

4.3 A **managed transfer** means that:

- The pupil and family's option of the managed transfer is considered by the Lewisham Fair Access Panel for its legality and to understand the needs of the pupil.
- The family has the option of an alternative intervention that is in the best interests of their child and encourages a fresh start on reintegration to a mainstream school.
- The pupil does not have a permanent exclusion on their school record and the managed transfer will prevent the exclusion progressing through to the school's governing body.
- The pupil is transferred to the Pupil Referral Unit (PRU) or other appropriate Alternative Provision and will no longer be on the school roll.
- The pupil is admitted to the PRU or Alternative Provision for a range of assessments and is able to access the curriculum and other support appropriate to need.
- The pupil is monitored by the Pupil Referral Unit or Alternative Provision to consider 'school readiness' and where appropriate, an Education, Health and Care Plan assessment.
- Reintegration into a mainstream or special school is considered if and when appropriate.

4.4 From September 2023 statutory guidance

The latest version of government guidance on suspensions and exclusion can be found [here](#)¹.

4.5 Exclusions and how Lewisham compares

Pupil-level exclusion data for primary and secondary schools is collected once each term via the Department for Education (DfE) School Census data collection return and published in a Statistical First Release (SFR).

The national exclusion data outlined below is published in the DfE Statistical First Release (SFR) on 18th July 2024 and gives the exclusion data for the academic year 2022/23².

4.6 Primary exclusions (per 1,000) 2022/23

The permanent exclusion rate for Lewisham primary schools remained at **zero per cent** which was better than England at **0.03 per cent** and London **0.005 per cent** and on par with Inner London at **zero per cent**.

The suspension rate for Lewisham primary schools was **0.93 per cent** which is better than England at **1.81 per cent**, on par with London at **0.93 per cent** and but worse than Inner London at **0.88 per cent**. All statistical neighbour boroughs saw an increase in suspensions.

Primary	Number of permanent exclusions	Permanent exclusion rate %	Number of suspensions	suspension rate %
ENGLAND	1,201	0.03	84,264	1.81
INNER LONDON	9	0	2,035	0.88
OUTER LONDON	45	0.01	4,621	0.98
LONDON	54	0.005	6,656	0.93
Lewisham	0	0	212	0.93
STATISTICAL NEIGHBOURS				
Hackney	0	0	147	0.80
Haringey	1	0	163	0.78
Islington	2	0.01	239	1.75
Lambeth	0	0	230	1.17
Southwark	0	0	285	1.30
Brent	1	0	240	0.92
Croydon	4	0.01	505	1.57
Enfield	0	0	384	1.27
Greenwich	0	0	341	1.34
Waltham Forest	3	0.01	244	0.99

4.7 Primary exclusions by ethnicity (per 1,000) 2022/23

The data shows **disproportionality** in Lewisham Primary schools for 'Irish', 'Black Caribbean' and 'White & Black Caribbean' background with suspensions (**see Appendix 1**).

¹ [School suspensions and permanent exclusions - GOV.UK \(www.gov.uk\)](https://www.gov.uk/government/statistics/school-suspensions-and-permanent-exclusions)

² [Statistics: exclusions - GOV.UK \(www.gov.uk\)](https://www.gov.uk/government/statistics/statistics-exclusions)

4.8 Secondary exclusions (per 1,000) 2022/23

The permanent exclusion rate for Lewisham secondary schools declined slightly from **0.11 to 0.12 per cent**, better than England at **0.22 per cent**, on par with London at **0.12 per cent** but worse than inner London at **0.10 per cent**.

The suspension rate for Lewisham secondary schools declined to **12.95 per cent** which was better than England at **18.90 per cent** but worse than London at **10.075 per cent** and Inner London at **10.62 per cent**. Most statistical neighbour boroughs saw an increase in permanent exclusions and suspensions.

	Number of permanent exclusions	Permanent exclusion rate %	Number of suspensions	Suspension rate %
ENGLAND	8,054	0.22	685,930	18.90
LONDON	728	0.12	56,034	10.075
INNER LONDON	192	0.10	20,333	10.62
OUTER LONDON	536	0.14	35,701	9.23
Lewisham	17	0.12	1,848	12.95
STATISTICAL NEIGHBOURS				
Hackney	33	0.22	2,596	17.62
Haringey	1	0.01	1,782	10.97
Islington	10	0.11	1,572	16.83
Lambeth	7	0.04	1,722	10.94
Southwark	19	0.10	2,064	10.50
Brent	26	0.12	2,038	9.66
Croydon	20	0.08	3,073	12.63
Enfield	8	0.03	2,716	10.91
Greenwich	9	0.05	2,270	12.30
Waltham Forest	35	0.21	1,745	10.41

4.9 Secondary exclusions by ethnicity (per 1,000) 2022/23

The data shows **disproportionality** in Lewisham Secondary schools for, 'Black Caribbean' and 'White & Black Caribbean' and 'Gypsy Roma' with suspensions; also for 'Black Caribbean' and 'White & Black Caribbean' and 'White British' with permanent exclusions (see Appendix 2).

4.10 Locally collected data on permanent exclusions (PEX) and managed transfers (MT) 2023/24

Lewisham council is promptly notified by schools regarding permanent exclusions. Lewisham Council quality assure the circumstances surrounding managed transfers of pupils in Lewisham schools and where possible Lewisham residents in out of borough schools. This data is provisional and may change with withdrawals or conversions to managed transfers realising for June and July permanent exclusions and which will alter the DfE First Statistical Release figures in July 2024.

As a result we can collect data for the academic year of 2023/24. In 2023/24 there were **zero** permanent exclusions from Lewisham primary schools. In 2023/24 there were **20** permanent exclusions and **31** managed transfers from Lewisham secondary schools. These numbers are similar to 2022/23 figures. The breakdown of monthly figures during 2023/24 show October and June as the highest months.

	Sept 2023	Oct 2023	Nov 2023	Dec 2023	Jan 2024	Feb 2024	Mar 2024	April 2024	May 2024	Jun 2024	Jul 2024
Permanent exclusion (PEX)	2	3	3	1	4	3	0	0	1	1	2
Managed Transfer (MT)	2	4	3	4	0	0	4	2	1	7	4

The table below shows the four-year trend in permanent exclusions and managed transfers per secondary school in Lewisham.

School name	PEX 2023 /24	MT 2023 /24	PEX 2022 /23	MT 2022 /23	PEX 2021 /22	MT 2021 /22	PEX 2020 /21	MT 2020 /21
Addey & Stanhope School	0 / 593 = 0%	3 / 593 = 0.50%	0	1	0	2	0	3
Bonus Pastor Catholic College	0 / 920 = 0%	0 / 920 = 0%	0	1	1	0	0	0
Conisborough College	0 / 826 = 0%	4 / 826 = 0.48%	0	0	3	1	0	0
Deptford Green School	2 / 896 = 0.22%	3 / 896 = 0.33%	3	3	1	0	3	0
Forest Hill School	0 / 877 = 0%	1 / 877 = 0.11%	0	1	1	0	0	7
Haberdashers' Hatcham College (Academy)	1 / 1103 = 0.09%	2 / 1103 = 0.18%	0	3	1	1	0	2
Haberdashers' Knights Academy	2 / 1032 = 0.19%	7 / 1032 = 0.63%	6	1	6	5	1	1
Prendergast Ladywell School	3 / 884 = 0.33%	0 / 884 = 0%	1	1	4	1	1	0
Prendergast School	2 / 619 = 0.32%	0 / 619 = 0%	1	0	2	0	1	0
Prendergast Vale School	1 / 580 = 0.17%	0 / 580 = 0%	0	1	0	0	1	1
Sedgehill Academy	4 / 710 = 0.56%	7 / 710 = 0.98%	6	1	3	5	1	0
St Matthew Academy	4 / 789 = 0.51%	3 / 789 = 0.38%	3	5	0	2	2	2
Sydenham School	1 / 1179 = 0.08%	0 / 1179 = 0%	1	0	1	5	1	5
Trinity Lewisham CE School	0 / 634 = 0%	1 / 634 = 0.16%	0	6	0	6	0	1

		0.16%						
TOTAL	20	31	21	24	23	28	11	22

* With percentage of exclusions against school roll (Year 7-11 census spring 2024)

In addition there were **12** permanent exclusions of Lewisham residents from out of borough schools in 2023/24. However, these exclusions will not be attributed to the Lewisham data by the DfE in the Statistical First Release.

4.11 Out of borough schools permanently excluding and managed transferring Lewisham residents (2023/24):

Southwark	
Two Permanent Exclusions	Bacons College.
Bromley	
Six Permanent Exclusions	Bishop Justus, Bullers Wood Girls, Kemnal Technology College, Eden Park (2), Ravensbourne School.
Greenwich	
Two Permanent Exclusions	The John Roan, Halley Academy.
Bexley	
One Permanent Exclusion	Hurtsmere School.
Sutton	
One Permanent Exclusion	Wallington Girls Grammar.

4.12 Permanent exclusion and managed transfer reasons - Lewisham schools only

Reason	23/24 PEX	23/24 MT	22/23 PEX	22/23 MT	21/22 PEX	21/22 MT	20/21 PEX	20/21 MT
Drugs / alcohol	3	2	1	4	3	7	0	6
Offensive weapons / knives	3	5	3	3	4	3	2	2
Persistent disruptive behaviour	7	14	8	6	11	13	4	6
Verbal / Physical assault on another pupil	5	1	5	6	2	5	2	6
Verbal / physical assault on an adult	2	7	1	4	3	1	1	1
Sexual misconduct	0	1	1	0	0	0	2	0
Racist abuse	0	1	0	0	0	0	0	1
Damage	0	0	0	1	0	0	0	0
Theft	0	0	2	0	0	0	0	0
Other	0	0	0	0	0	0	0	0
Total	20	31	21	24	23	28	11	22

During **2023/24** the main reasons for permanent exclusion and managed transfer are **persistent disruptive behaviour** and **verbal / physical assault on an adult**.

Persistent disruptive behaviour: Permanent exclusions - **7** and managed transfers - **14** in 2022/23 and represents an increase. The data for those pupils permanently excluded and managed transferred are in Year 7 (four), Year 8 (nine), Year 9 (four) and Year 10 (three), varied in ethnicity and this year - **10** were female, 11 male.

Verbal / physical assault on an adult: Permanent exclusions – **two** and managed transfers – **seven** in 2023/24 and this represents an increase. The data for those pupils permanently excluded and managed transferred are in Year 7 (one), Year 9 (one),

Year 10 (six) and Year 11 (one) varied in ethnicity and this year – two were female and seven male.

Special Educational Needs (SEN): No pupil with an EHCP was permanently excluded from a Lewisham school. However, **four** pupils permanently excluded in 2023/24 from Lewisham schools were receiving in school SEN support (K):

One persistent disruptive behaviour	Year 9	Male	Black British/Black Caribbean
One physical assault on a pupil	Year 8	Female	Black African
One offensive weapons / knives	Year 10	Male	Refused
One drugs / alcohol	Year 11	Male	Black British/Black Caribbean

Of the managed transfer pupils in 2023/24, **17** were receiving in school SEN support:

Eight persistent disruptive behaviour	Year 11	Female	White British
	Year 8	Male	Black other
	Year 8	Male	Mixed White/Black African
	Year 8	Male	White British
	Year 8	Male	Black other
	Year 8	Male	White British
	Year 8	Male	Mixed White/Black
	Year 9	Male	Caribbean
Three verbal / physical assault on a pupil	Year 7	Male	White British
	Year 7	Male	Black African
	Year 10	Male	Mixed White/Black African
Two physical assault on an adult	Year 10	Male	Mixed White/Black African
	Year 7	Male	White British
Three offensive weapons/knives	Year 11	Male	Refused
	Year 7	Male	Mixed White/Black
	Year 7	Male	Caribbean Black African
One drugs / alcohol	Year 9	Female	Any other
One racist abuse	Year 9	Male	Black Caribbean

Free school meals (FSM): During 2023/24 - permanent exclusion - **4 / 10** or **40 per cent** and managed transfer **17 / 30** or **57 per cent** of those pupils were in receipt of FSM, the remainder were not entitled nor registered for FSM.

4.13 **Permanent exclusions and managed transfers by year group - Lewisham schools only.** Permanent exclusions and managed transfers for 2023/24 were across all year groups but with a spike in Year 8 and 10. This cohort was permanently excluded or managed transferred for a variety of reasons.

Year group	PEX 2023/24	MT 2023/24	PEX 2022/23	MT 2022/23	PEX 2021/22	MT 2021/22	PEX 2020/21	MT 2020/21
Year 7	4	5	2	2	3	1	0	1
Year 8	2	10	5	6	1	6	0	3
Year 9	3	5	6	8	4	5	4	7
Year 10	8	7	7	8	9	16	5	7
Year 11	3	4	1	0	6	0	2	4
Total	20	31	21	24	23	28	11	22

- 4.14 **Permanent exclusions and managed transfers by gender – Lewisham schools only.** More boys were managed transferred, equal numbers for permanent exclusions and for a variety of reasons, in 2023/24.

Gender	PEX 2023/24	MT 2023/24	PEX 2022/23	MT 2022/23	PEX 2021/22	MT 2021/22
Male	10	23	11	13	11	11
Female	10	8	10	11	12	17
Total	20	31	21	24	23	28

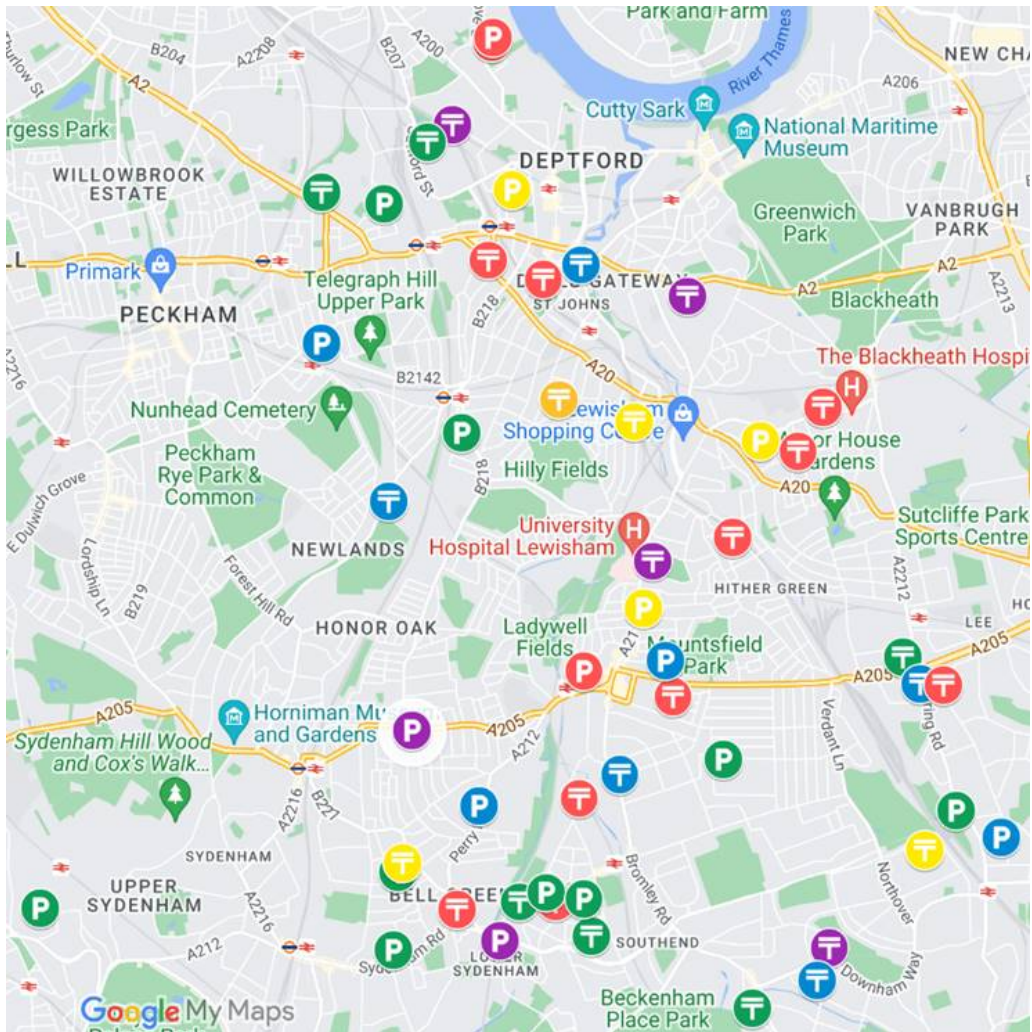
- 4.15 **Permanent exclusions and managed transfers by ethnicity – Lewisham schools only (includes percentage of ethnic breakdown per secondary cohort).** Disproportionality in permanent exclusions affect Black British / Black Caribbean pupils at **0.56 per cent** and show an increase from **0.42 per cent** in 2022/23 – but less PEXs and MTs overall. Managed transfers show disproportionality affecting Mixed White/Black Caribbean at **1.13 per cent** and White British pupils at **0.39 per cent** and both represent an increase from 2022/23.



Ethnicity	2023/24 PEX	2023/24 MT	2022/23 PEX	2022/23 MT	2021/22 PEX	2021/22 MT	2020/21 PEX	2020/21 MT
Any other Black background	0 / 392 = 0%	2 / 392 = 0.51%	1	2	1	1	0	0
Any other Mixed background	1 / 807 = 0.12%	0 / 807 = 0%	0	2	2	1	0	0
Any other white background	1 / 722 = 0.13%	0 / 722 = 0%	2	1	1	1	0	3
Any other background	2 / 443 = 0.45%	2 / 443 = 0.45%	1	1	0	0	0	0
Black African	4 / 2344 = 0.17%	4 / 2344 = 0.17%	0	0	4	3	4	3
Black British/Black Caribbean	8 / 1404 0.56%	3 / 1404 = 0.21%	6	9	5	12	5	9
Mixed White/Black African	0 / 309 = 0%	2 / 309 = 0.64%	0	1	0	1	0	1
Mixed White/Black Caribbean	1 / 615 = 0.16%	7 / 615 = 1.13%	4	1	4	2	0	1
Not Known	1 / 148 = 0.67%	1 / 148 = 0.67%	2	1	0	0	0	0
Refused	1 / 249 = 0.40%	1 / 249 = 0.40%	0	2	0	1	0	0
White British	1 / 2273 = 0.04%	9 / 2273 = 0.39%	5	0	1	3	2	4
Total	20	31	21	24	23	28	11	22

*percentage ethnicity against secondary school ethnic group population (Yr 7-11 census Spring 2024)

- 4.16 **Permanent exclusions and managed transfers Lewisham map – Lewisham**

schools only



	 Permanent exclusions	 Managed transfers
Year 7	Blue	
Year 8	Red	
Year 9	Yellow	
Year 10	Green	
Year 11	Purple	

5. Time to place

- 5.1 On average it takes four school days to place permanently excluded pupils into alternative provision, this is calculated from the exclusion date to the start date at the provision. This is much quicker than in previous years and is in line with the DfE guidance on placing pupils in education by the sixth day. Pupils start sooner at Abbey Manor College if the parents are fully engaged and supportive in the process. Pupils have their interview and risk assessment carried out on the same day and will start the following school day. Abbey Manor provides uniform for pupils, this speeds up their start date as there is no additional uniform costs to parents.

- 5.2 Whilst there is an increase in parental engagement with the local authority and Abbey Manor College, sometimes parents will delay their child's admission to Abbey Manor College in the hope they will be successful at the Governors Disciplinary Panel and have their child reinstated into school. These panels must be arranged within 15 school days of the date of the exclusion. Schools will aim to hold these panels as quickly as possible after the exclusion, ensuring less disruption to pupils' education.
- 5.3 It is worth noting that where parents accept a Managed Transfer their children start quicker at Abbey Manor or alternative provision due to an increase in parental engagement. This is beneficial in ensuring children are safeguarded with less disruption to their education, it also results in those children being considered for reintegration quicker than those whose admission is delayed by their parents.

6. Where permanently excluded pupils are placed (2023/24)

- 6.1 **16 / 20 or 75 per cent** of permanently excluded pupils were referred to Abbey Manor College. **One** pupil 'referred to other AP' and **three** pupils were referred back to their home borough.
- 6.2 **31 or 100 per cent** of pupils managed transferred from Lewisham schools were referred to Abbey Manor College.
- 6.3 The other pupils were referred to other Alternative Provision and the reasons include:
- The pupil has vulnerabilities identified as risk to child sexual exploitation, serious youth violence, or gang influence.
 - Pupils who live out of borough are referred to their home local authority for education.
- 6.4 **Reintegration for pupils back into Lewisham schools at Key Stage 3 and 4 (2023/24)**
- In 2019/20 there were 14 in KS3 and six in KS4. There were also four reintegrations from other Lewisham Alternative Provisions.
 - In 2020/21 there were four at KS3 and 18 at KS4.
 - In 2021/22 there were at seven KS3 and three at KS4.
 - In 2022/23 there were six KS3.
 - In 2023/24 there were one KS3 and four KS4.

Since 2020 there has been a decline in the number of pupils reintegrated from Abbey Manor College and other alternative provisions. This is an area of work within the Inclusion Strategy Action Plan.

6.5 Conclusion and next steps to reducing exclusions

In 2023/24 exclusion figures remained in a comparable position to the previous year. Schools have continued to support their pupils facing challenges and barriers to learning and Lewisham Secondary schools withdrew a further **23** permanent exclusions and implemented alternative resolutions. The continues external factors that pupils face day to day and present in school have been amplified by the effects of the Covid pandemic. Persistent disruptive behaviour (possibly linked to special education need) anxiety, mental health and wellbeing and serious youth violence have continued to impact heavily on exclusions this academic year. This has been reported as similar experiences for neighbouring boroughs.

Although pupils were being reintegrated back into Lewisham schools, Abbey Manor College and other alternative provisions have reported that pupils are needing more intensive support before being to be ready to return to mainstream schooling.

The efforts of Lewisham schools to avoid last resort approaches, the work of the Fair

Access Panel and the Inclusion Partnership remained strong and are captured and incorporated in the Inclusion Strategy 2022-25. The Strategy includes actions:

- Continue with the programme to reduce the number of suspensions and permanent exclusions from Lewisham schools. Priorities the year ahead include:
 - Use StudyBugs to analyse attendance and suspension data then support and challenge schools³.
 - Review the support for children at risk of exclusion and challenge the schools' behaviour policies so that practice is more inclusive. Audit, findings and 'Relational policy checklist'.
 - Apply London Inclusion Charter⁴ principles to Fair Access Protocol.
 - Encourage schools to sign up for the UNICEF Rights Respecting Schools Award⁵.
 - Opportunities for Primary and Secondary schools to share approaches / good practice.
 - School hubs.
 - Ensure parent/carer forums and pupil voice.
 - Offer a training programme – trauma informed practice / SEND.
 - Implement more Family Support and Team around the School approach.
- Ensure pupils are actively engaged in the learning and participating in all areas of the curriculum.
- Continue to support children who are identified as vulnerable at primary to secondary school transition.
- Implement a programme to early identify children and young people who are at risk of exclusion and ensure that the Early Help Strategy supports them, ensuring the right support is provided at the right time.
- Review the work programme to successfully increase the number of children and young people who are re-integrated back into Lewisham schools.
- Continue the programme to improve levels of attendance of vulnerable children and young people attending Lewisham schools and Alternative Provision or educated out of borough.
- Ensure that all provision accessed for Lewisham children and young people is Department for Education Registered or quality assured on an annual basis.
- Continue to develop and implement provision that fills the gaps identified.

7. Financial implications

- 7.1 This is an information only report, as such there are no financial implications arising from this report.

8. Legal implications

- 8.1 The latest guidance: *Suspension and Permanent Exclusion from maintained schools, academies and pupil referral units in England, including pupil movement, Guidance for maintained schools, academies, and pupil referral units in England, September 2022* (and until September 2023).⁶

9. Equalities implications

- 9.1 Under the Equality Act 2010, public authorities are required to have due regard to

³ <https://studybugs.com>

⁴ [London's Inclusion Charter | London City Hall](#)

⁵ [RRSA in London - Rights Respecting Schools Award \(unicef.org.uk\)](https://www.unicef.org.uk/RRSA)

⁶ [School suspensions and permanent exclusions - GOV.UK \(www.gov.uk\)](https://www.gov.uk/government/uploads/system/uploads/attachment_data/file/103122/school_suspensions_and_permanent_exclusions.pdf)

equality impacts when making decisions in the exercise of their functions (Public Sector Equality Duty, PSED). In particular, public authorities are required to have due regard to the need to:

- a) eliminate discrimination, harassment, victimisation and any other conduct that is prohibited by or under this Act;
- b) advance equality of opportunity between persons who share a relevant protected characteristic and persons who do not share it;
- c) foster good relations between persons who share a relevant protected characteristic and persons who do not share it.

The Equality Act 2010 identifies the following as protected characteristics for the purpose of the PSED:

- age
- disability
- gender reassignment
- pregnancy and maternity
- race (including ethnicity)
- religion or belief
- sex
- sexual orientation

9.2 Lewisham Education strategy 2022-2027 reflects the Council’s commitment to reducing achievement gaps and negative disproportionality in educational outcomes for specific groups of children and young people. This involves recording and reporting on data around protected characteristics by groups, as presented in this report. This data informs both how we deliver our business as usual functions and the development of strategies and programmes to tackle these inequalities.

10. Glossary

Term	Definition
Alternative provision	Settings that provide education for children who are unable to go to a mainstream school.
DfE	Department for Education
Suspension	Fixed period exclusion where a child or young person is temporarily removed from school
Permanent Exclusion (PEX)	Where a child or young person is permanently (expelled) removed from school
Pupil referral unit	Provision for children excluded from mainstream school or in need of specialist provision because unable to attend school
SEND	Special Educational Needs and Disabilities

11. Report author and contact

11.1 Ruth Griffiths, Head of Access, Inclusion and Participation
ruth.griffiths@lewisham.gov.uk

Julie Gorton, Exclusion and Reintegration Coordinator
Julie.gorton@lewisham.gov.uk

12. Appendices

Appendix 1: Lewisham primary exclusions by ethnicity (per 1,000) 2022/23

	PEX Number	PEX Rate (%)	Suspension Number	Suspension Rate (%)
Any other Asian	0	0	4	0.54
Any other Mixed	0	0	16	0.93
Any other black	0	0	15	1.49
Any other white	0	0	10	0.37
Bangladeshi	0	0	2	1.22
Black African	0	0	26	0.74
Black Caribbean	0	0	32	1.58
Chinese	0	0	3	0.97
Gypsy Roma	0	0	0	0.00
Indian	0	0	1	0.37
Irish	0	0	3	2.33
Pakistani	0	0	1	0.54
Traveller of Irish heritage	0	0	0	0.00
White British	0	0	43	0.73
White and Asian	0	0	3	0.50
White & Black African	0	0	9	1.50
White & Black Caribbean	0	0	29	2.43

Appendix 2: Lewisham secondary exclusions by ethnicity (per 1,000) 2022/23

	PEX Number	PEX Rate (%)	Suspension Number	Suspension Rate (%)
Any other Asian	0	0.00	9	1.90
Any other Mixed	0	0.00	133	13.70
Any other black	0	0.00	102	19.43
Any other white	1	0.07	126	8.34
Bangladeshi	0	0.00	4	4.30
Black African	3	0.11	357	12.97
Black Caribbean	4	0.22	412	22.64
Chinese	0	0.00	4	2.48
Gypsy Roma	0	0.00	3	33.33
Indian	0	0.00	3	2.48
Irish	0	0.00	10	13.89
Pakistani	0	0.00	5	4.55
Traveller of Irish heritage	0	0.00	0	0.00
White British	4	0.13	277	9.19
White and Asian	0	0.00	5	2.07
White & Black African	0	0.00	60	15.15
White & Black Caribbean	4	0.53	191	25.20