



Gambling Policy 2023-2026: Summary report

This report was created on Tuesday 29 August 2023 at 09:14 and includes 31 responses.

The activity ran from 25/07/2023 to 28/08/2023.

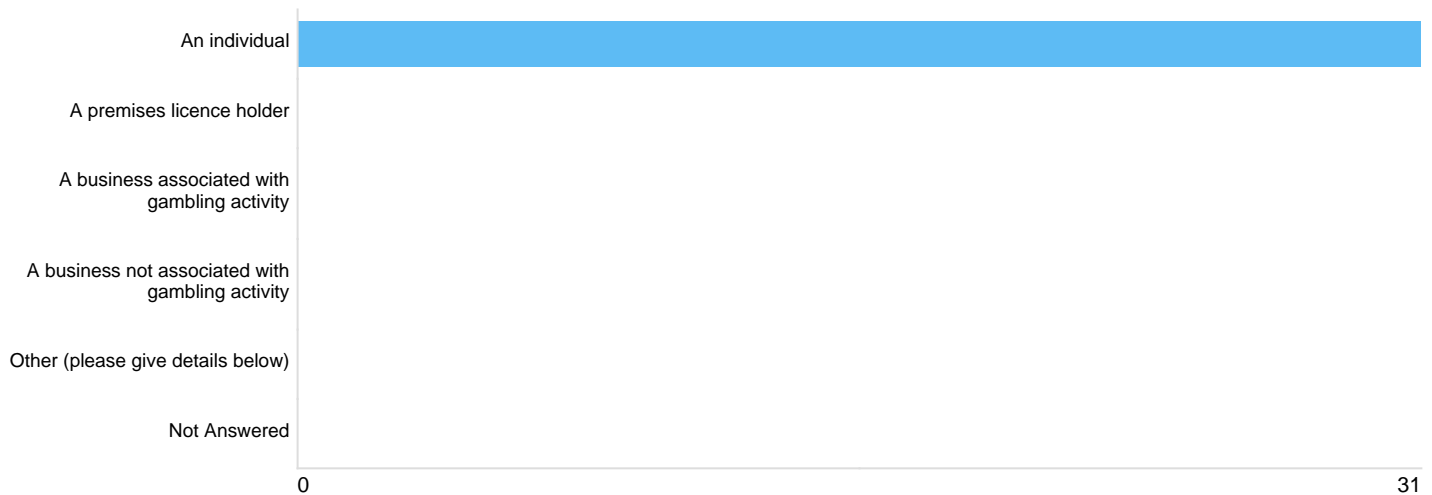
Contents

Question 1: Are you responding primarily as:	2
Are you responding primarily as:	2
Other	2
Question 2: Which part of Lewisham are you responding from?	3
Which part of Lewisham are you responding from?	3
If outside of borough, please say where	4
Question 3: Do you agree that Part A outlines the scope of the of Policy and the principles we will apply?	4
Scope of the of Policy and the principles	4
If No, what additions or changes do you think we should consider?	4
Question 4: Does Part B outline the considerations that we will apply when determining applications, as well as the relevant licensing objectives?	5
Considerations that we will apply when determining applications, as well as the relevant licensing objectives	5
If No, what additions or changes do you think we should consider?	5
Question 5: Are the considerations outlined in the Part C, clear and sufficient to promote the licensing objectives for the distinct types of gambling premises?	5
Distinct types of gambling premises	5
If No, what further considerations would you suggest?	5
Question 6: Are the considerations outlined in the Part D, clear and sufficient to promote the licensing objectives?	5
promote the licensing objectives	5
If No, what further considerations would you suggest?	6
Question 7: Are the considerations outlined in the Part E, clear and sufficient to promote the licensing objectives?	6
Are the considerations outlined in the Part E, clear and sufficient to promote the licensing objectives?	6
If No, what further considerations would you suggest?	6
Question 8: Are the requirements outlined in the Part F, clear and sufficient to promote the licensing objectives?	6
promote the licensing objectives	6
If No, what would else should we consider?	6
Question 9: Are you supportive of the way in which we calculate fees and delegate decisions?	7
If No, what additions or changes do you think we should consider?	7
If No, what would else should we consider?	7
Question 10: Do you feel the draft policy does enough to promote this objective?	7
Do you feel the draft policy does enough to promote this objective	7
If No, what changes do you think we should consider?	7
Question 11: Do you feel the draft policy does enough to promote this objective?	7
Do you feel the draft policy does enough to promote this objective	7
If No, what changes do you think we should consider?	8
Question 12: Do you feel the draft policy does enough to promote this objective?	8
If No, what changes do you think we should consider?	8
If No, what changes do you think we should consider?	8
Question 13: Are there any areas in your community in which you experience problems that are specifically related to gambling?	8
experience problems that are specifically related to gambling	8
Question 14: Please identify the area, and describe the gambling related problems you experience in that area	8
Please identify the area, and describe the gambling related problems you experience in that area	8
Question 15: If you have any other comments on Lewisham's draft policy, please tell us below	8
If you have any other comments on Lewisham's draft policy, please tell us below	8
Question 16: Do you consent for your personal data to be used for the purposes described above?	9
Do you consent for your personal data to be used for the purposes described above?	9
Question 17: What is your age?	9
Respondent age	9
Question 18: What is your sex?	10
Please select one of the following from the dropdown list:	10
Sex identity - 'Other'	10

Question 19: What is your ethnicity?	11
What is your ethnicity?	11
If you have selected 'Other' then please describe your ethnicity in the box below:	12
Question 20: Disability	12
How would you describe your disability? Please select primary disability	12
If you selected 'Other' or have multiple disabilities then please describe your other disability in the box below.	13
Question 21: How would you define your sexual orientation?	13
How would you define your sexual orientation?	13
If you have selected 'Other' then please describe your sexual orientation in the box below:	13
Question 22: Is your gender identity different from the gender you were assigned at birth?	13
Is your gender identity different from the gender you were assigned at birth?	13
Question 23: What is your religion or belief?	14
What is your religious belief?	14
If you have selected 'Other' then please describe your religion or belief in the box below:	14
Question 24: What type of household do you live in?	15
What type of household do you live in?	15
Question 25: What is your current employment status?	16
What is your current employment status?	16
If you have selected 'Other' then please describe your employment status in the box below:	16
Question 26: Would you describe yourself as a refugee, asylum seeker or migrant?	17
Would you describe yourself as a refugee, asylum seeker or migrant?	17
Question 27: Are you a member of the Armed Forces/Veteran?	17
Are you a member of the Armed forces/Veteran?	17

Question 1: Are you responding primarily as:

Are you responding primarily as:



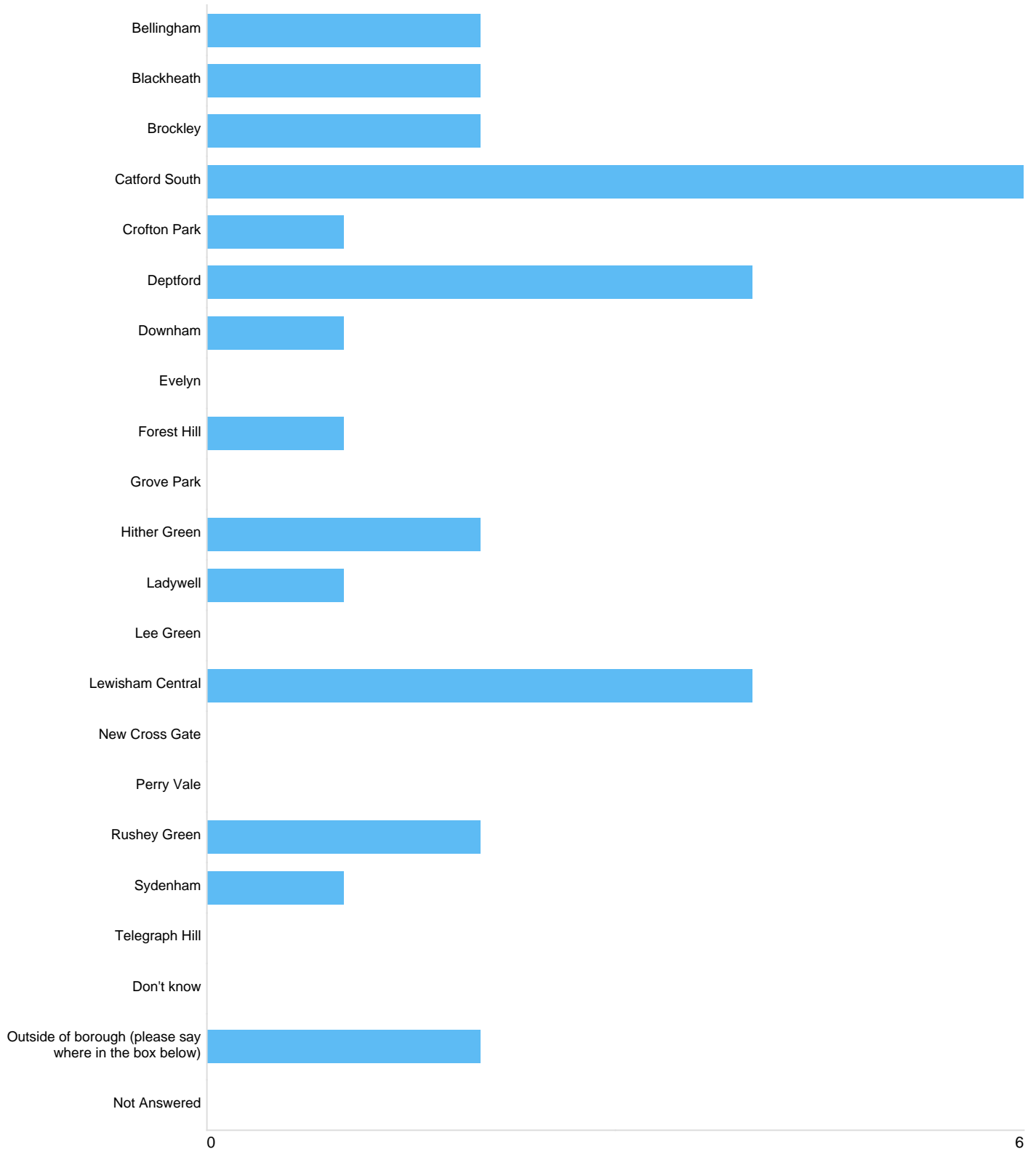
Option	Total	Percent
An individual	31	100.00%
A premises licence holder	0	0.00%
A business associated with gambling activity	0	0.00%
A business not associated with gambling activity	0	0.00%
Other (please give details below)	0	0.00%
Not Answered	0	0.00%

Other

There were **0** responses to this part of the question.

Question 2: Which part of Lewisham are you responding from?

Which part of Lewisham are you responding from?



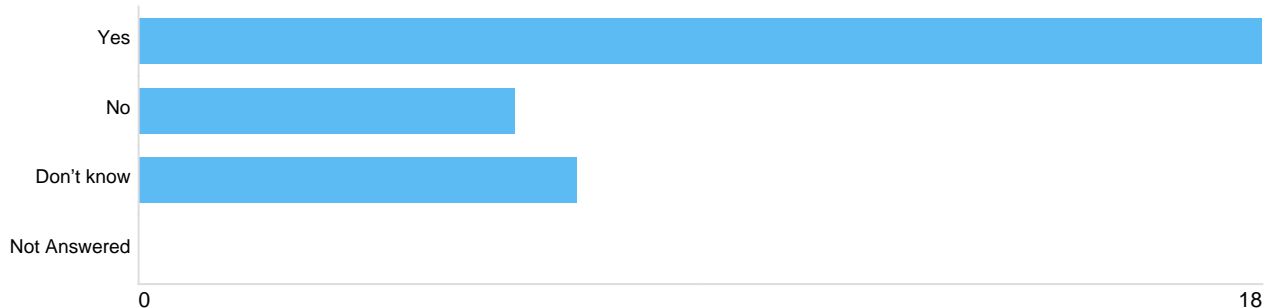
Option	Total	Percent
Bellingham	2	6.45%
Blackheath	2	6.45%
Brockley	2	6.45%
Catford South	6	19.35%
Crofton Park	1	3.23%
Deptford	4	12.90%
Downham	1	3.23%
Evelyn	0	0.00%
Forest Hill	1	3.23%
Grove Park	0	0.00%
Hither Green	2	6.45%
Ladywell	1	3.23%
Lee Green	0	0.00%
Lewisham Central	4	12.90%
New Cross Gate	0	0.00%
Perry Vale	0	0.00%
Rushey Green	2	6.45%
Sydenham	1	3.23%
Telegraph Hill	0	0.00%
Don't know	0	0.00%
Outside of borough (please say where in the box below)	2	6.45%
Not Answered	0	0.00%

If outside of borough, please say where

There was 1 response to this part of the question.

Question 3: Do you agree that Part A outlines the scope of the of Policy and the principles we will apply?

Scope of the of Policy and the principles



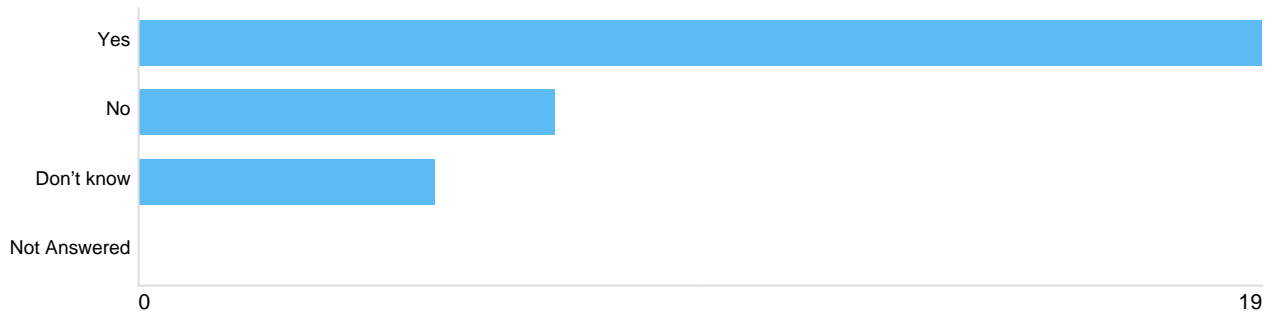
Option	Total	Percent
Yes	18	58.06%
No	6	19.35%
Don't know	7	22.58%
Not Answered	0	0.00%

If No, what additions or changes do you think we should consider?

There were 12 responses to this part of the question.

Question 4: Does Part B outline the considerations that we will apply when determining applications, as well as the relevant licensing objectives?

Considerations that we will apply when determining applications, as well as the relevant licensing objectives



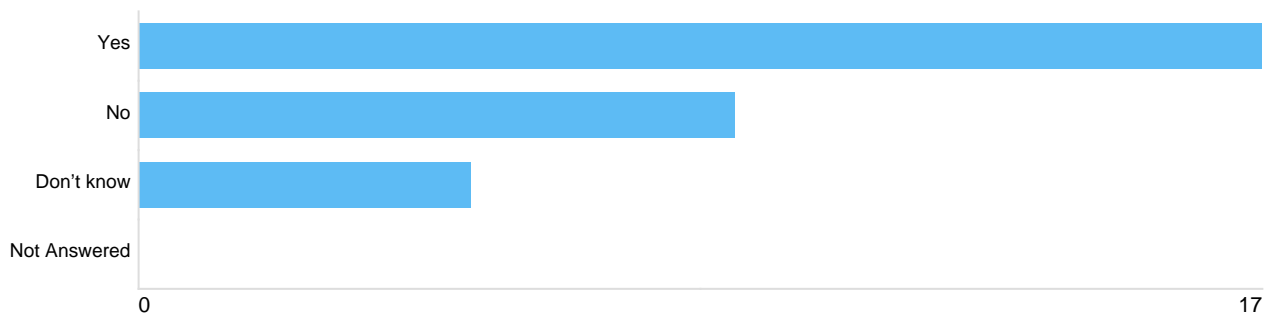
Option	Total	Percent
Yes	19	61.29%
No	7	22.58%
Don't know	5	16.13%
Not Answered	0	0.00%

If No, what additions or changes do you think we should consider?

There were 13 responses to this part of the question.

Question 5: Are the considerations outlined in the Part C, clear and sufficient to promote the licensing objectives for the distinct types of gambling premises?

Distinct types of gambling premises



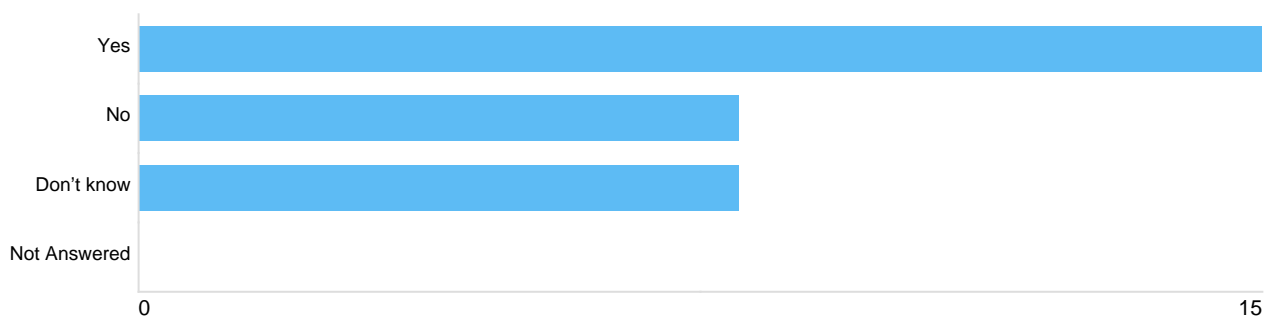
Option	Total	Percent
Yes	17	54.84%
No	9	29.03%
Don't know	5	16.13%
Not Answered	0	0.00%

If No, what further considerations would you suggest?

There were 12 responses to this part of the question.

Question 6: Are the considerations outlined in the Part D, clear and sufficient to promote the licensing objectives?

promote the licensing objectives



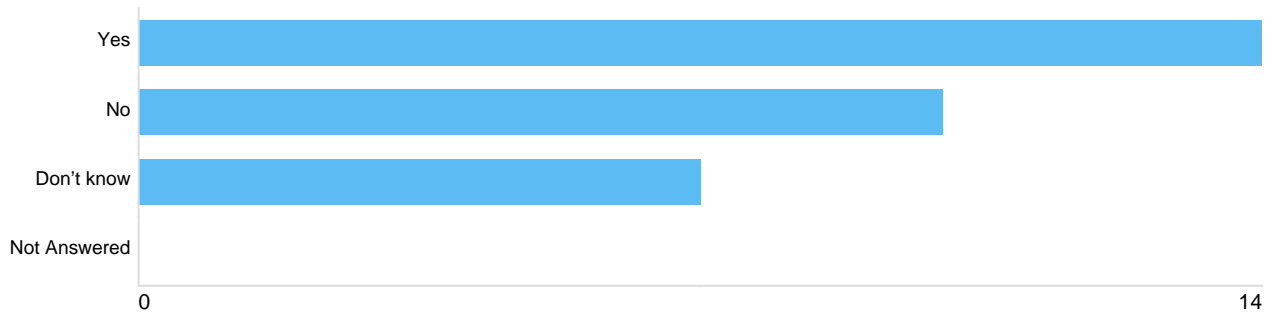
Option	Total	Percent
Yes	15	48.39%
No	8	25.81%
Don't know	8	25.81%
Not Answered	0	0.00%

If No, what further considerations would you suggest?

There were **9** responses to this part of the question.

Question 7: Are the considerations outlined in the Part E, clear and sufficient to promote the licensing objectives?

Are the considerations outlined in the Part E, clear and sufficient to promote the licensing objectives?




Option	Total	Percent
Yes	14	45.16%
No	10	32.26%
Don't know	7	22.58%
Not Answered	0	0.00%

If No, what further considerations would you suggest?

There were **10** responses to this part of the question.

Question 8: Are the requirements outlined in the Part F, clear and sufficient to promote the licensing objectives?

promote the licensing objectives



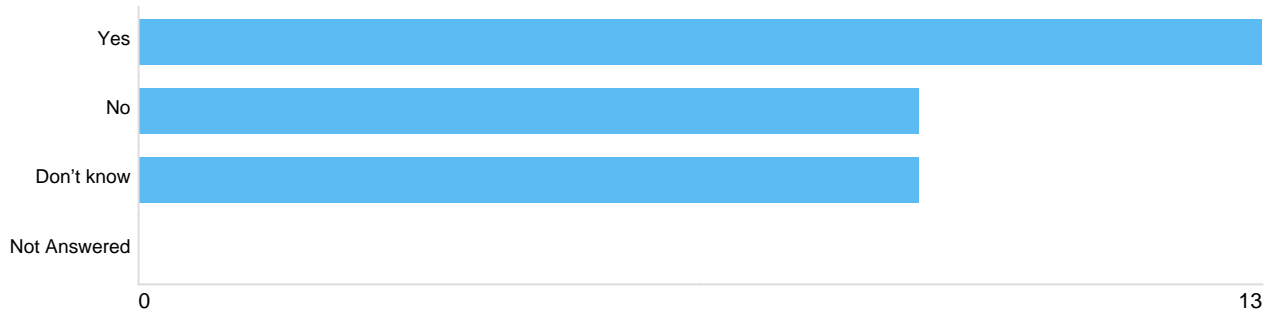
Option	Total	Percent
Yes	21	67.74%
No	4	12.90%
Don't know	6	19.35%
Not Answered	0	0.00%

If No, what would else should we consider?

There were **5** responses to this part of the question.

Question 9: Are you supportive of the way in which we calculate fees and delegate decisions?

If No, what additions or changes do you think we should consider?



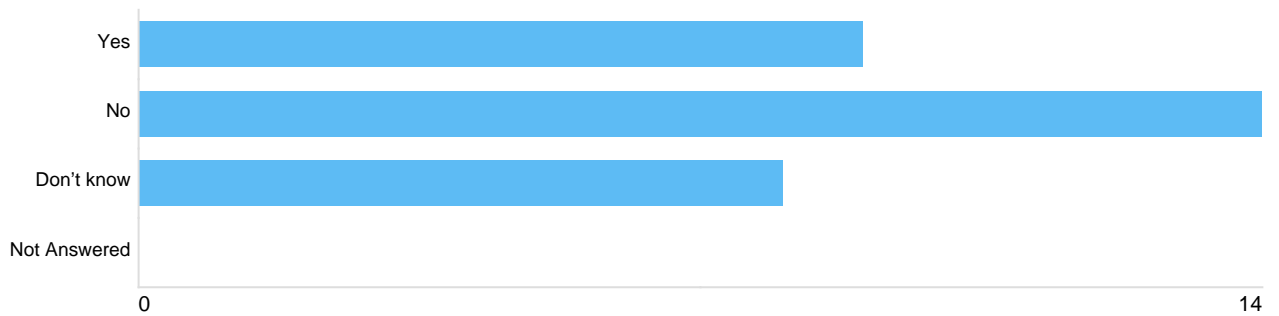
Option	Total	Percent
Yes	13	41.94%
No	9	29.03%
Don't know	9	29.03%
Not Answered	0	0.00%

If No, what would else should we consider?

There were 11 responses to this part of the question.

Question 10: Do you feel the draft policy does enough to promote this objective?

Do you feel the draft policy does enough to promote this objective



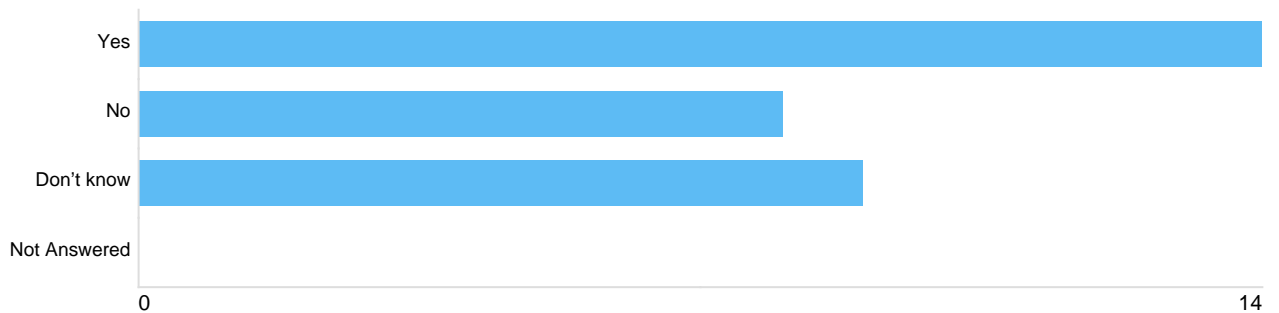
Option	Total	Percent
Yes	9	29.03%
No	14	45.16%
Don't know	8	25.81%
Not Answered	0	0.00%

If No, what changes do you think we should consider?

There were 13 responses to this part of the question.

Question 11: Do you feel the draft policy does enough to promote this objective?

Do you feel the draft policy does enough to promote this objective



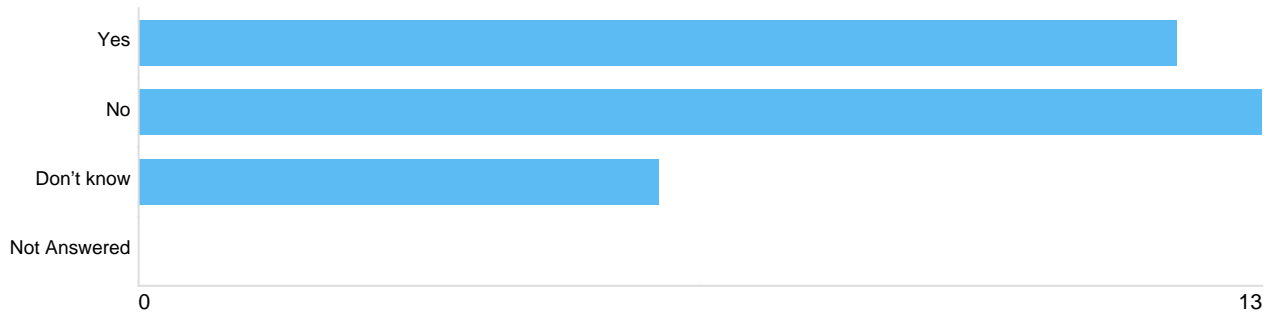
Option	Total	Percent
Yes	14	45.16%
No	8	25.81%
Don't know	9	29.03%
Not Answered	0	0.00%

If No, what changes do you think we should consider?

There were 7 responses to this part of the question.

Question 12: Do you feel the draft policy does enough to promote this objective?

If No, what changes do you think we should consider?



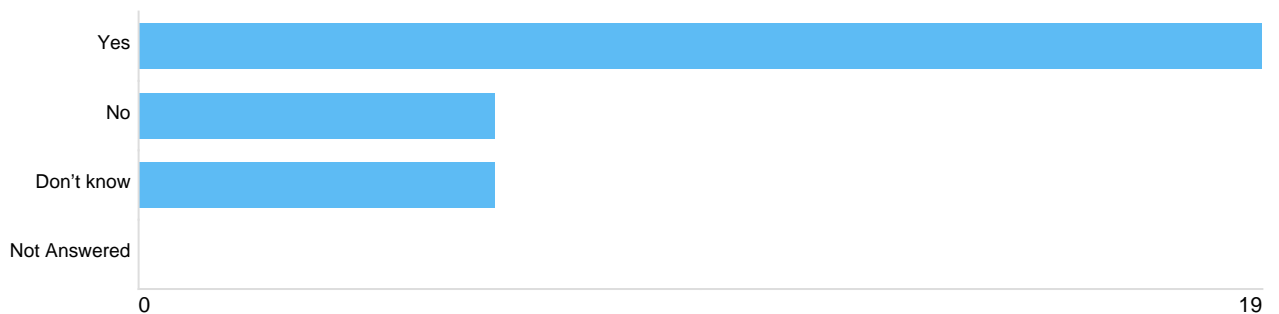
Option	Total	Percent
Yes	12	38.71%
No	13	41.94%
Don't know	6	19.35%
Not Answered	0	0.00%

If No, what changes do you think we should consider?

There were 13 responses to this part of the question.

Question 13: Are there any areas in your community in which you experience problems that are specifically related to gambling?

experience problems that are specifically related to gambling



Option	Total	Percent
Yes	19	61.29%
No	6	19.35%
Don't know	6	19.35%
Not Answered	0	0.00%

Question 14: Please identify the area, and describe the gambling related problems you experience in that area

Please identify the area, and describe the gambling related problems you experience in that area

There were 17 responses to this part of the question.

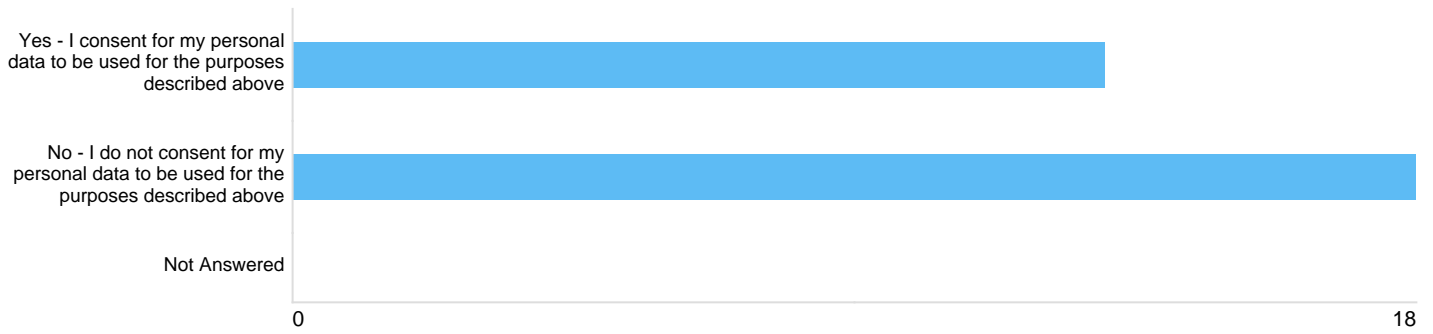
Question 15: If you have any other comments on Lewisham's draft policy, please tell us below

If you have any other comments on Lewisham's draft policy, please tell us below

There were 17 responses to this part of the question.

Question 16: Do you consent for your personal data to be used for the purposes described above?

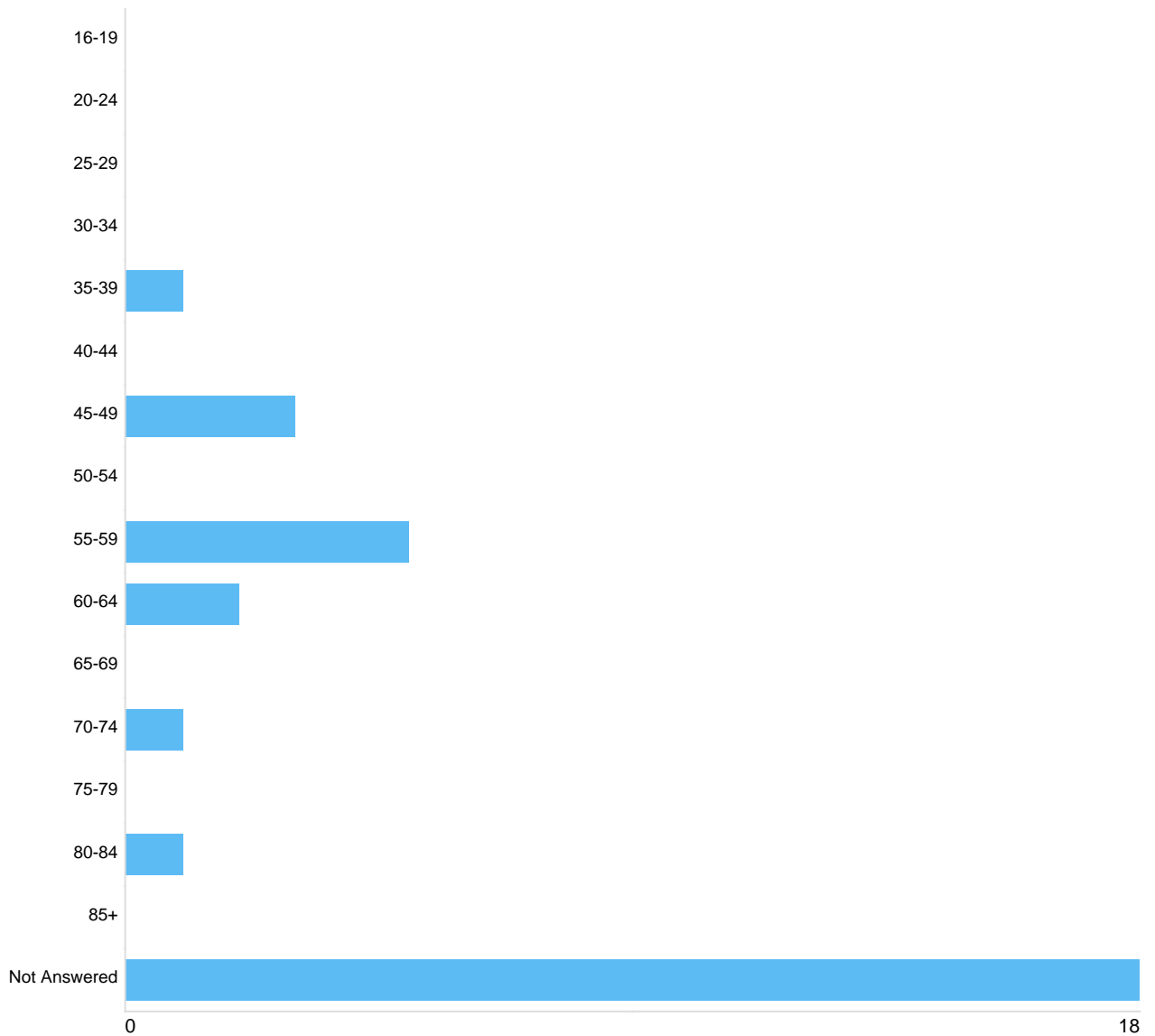
Do you consent for your personal data to be used for the purposes described above?



Option	Total	Percent
Yes - I consent for my personal data to be used for the purposes described above	13	41.94%
No - I do not consent for my personal data to be used for the purposes described above	18	58.06%
Not Answered	0	0.00%

Question 17: What is your age?

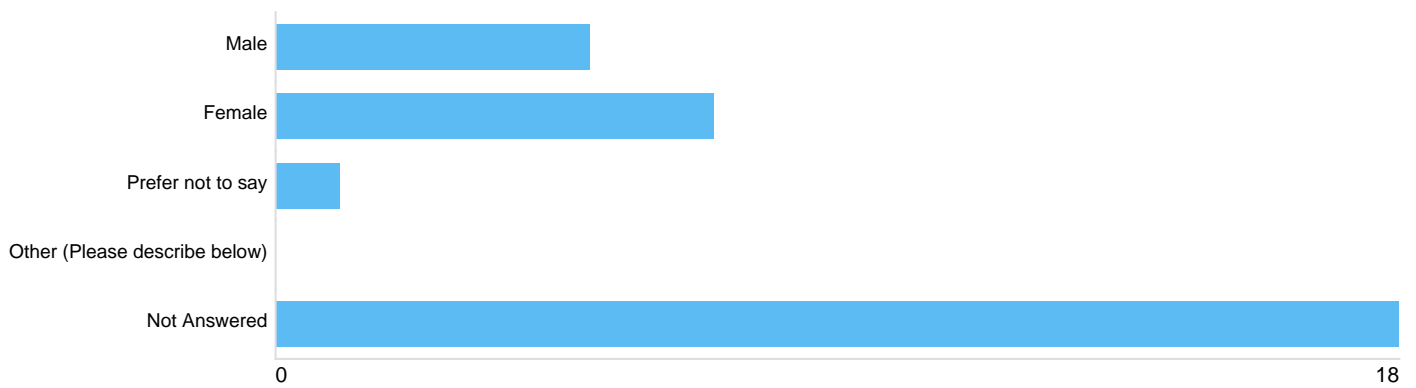
Respondent age



Option	Total	Percent
16-19	0	0.00%
20-24	0	0.00%
25-29	0	0.00%
30-34	0	0.00%
35-39	1	3.23%
40-44	0	0.00%
45-49	3	9.68%
50-54	0	0.00%
55-59	5	16.13%
60-64	2	6.45%
65-69	0	0.00%
70-74	1	3.23%
75-79	0	0.00%
80-84	1	3.23%
85+	0	0.00%
Not Answered	18	58.06%

Question 18: What is your sex?

Please select one of the following from the dropdown list:



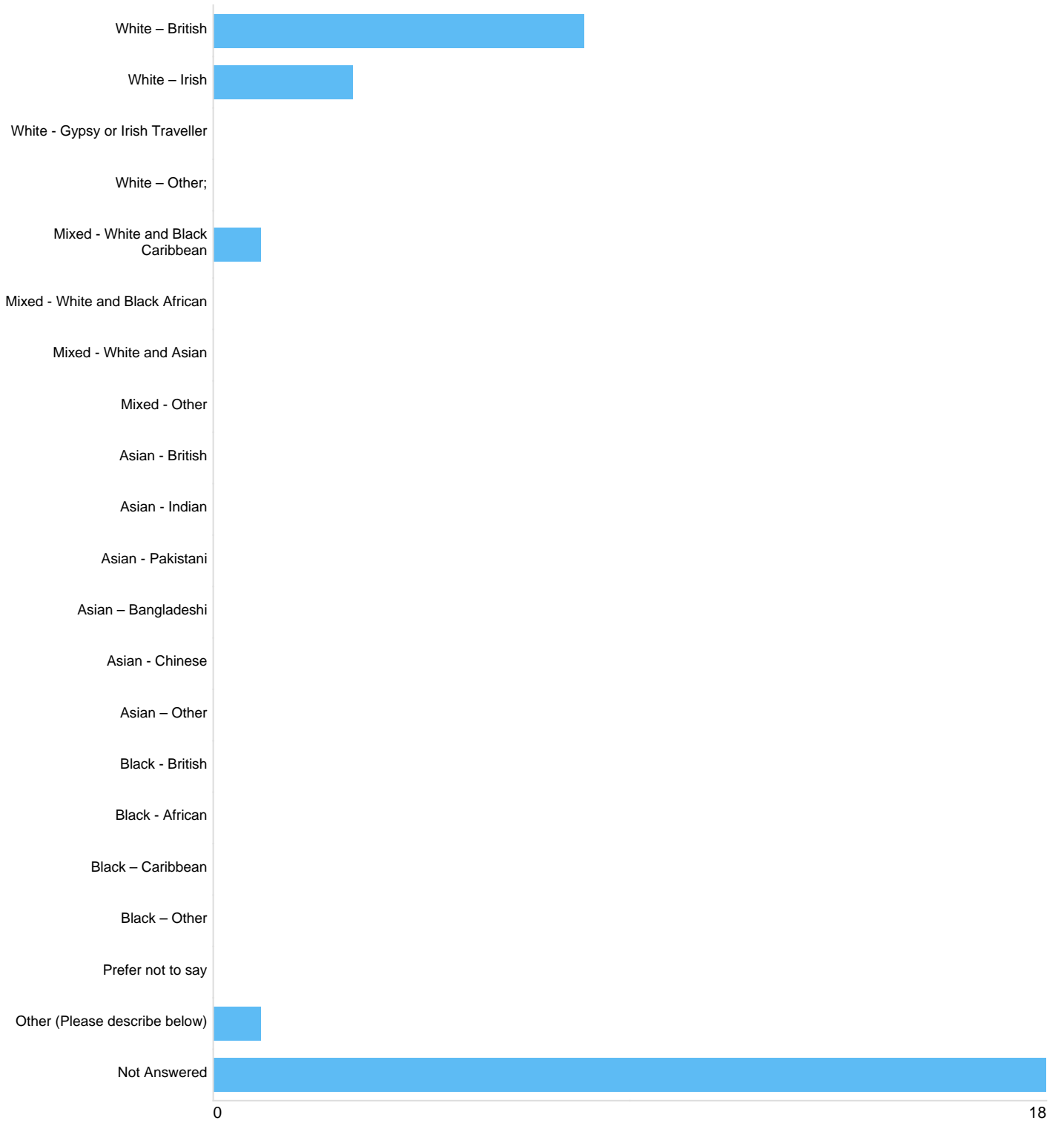
Option	Total	Percent
Male	5	16.13%
Female	7	22.58%
Prefer not to say	1	3.23%
Other (Please describe below)	0	0.00%
Not Answered	18	58.06%

Sex identity - 'Other'

There were **0** responses to this part of the question.

Question 19: What is your ethnicity?

What is your ethnicity?




Option	Total	Percent
White – British	8	25.81%
White – Irish	3	9.68%
White - Gypsy or Irish Traveller	0	0.00%
White – Other;	0	0.00%
Mixed - White and Black Caribbean	1	3.23%
Mixed - White and Black African	0	0.00%
Mixed - White and Asian	0	0.00%
Mixed - Other	0	0.00%
Asian - British	0	0.00%
Asian - Indian	0	0.00%
Asian - Pakistani	0	0.00%
Asian – Bangladeshi	0	0.00%
Asian - Chinese	0	0.00%
Asian – Other	0	0.00%
Black - British	0	0.00%
Black - African	0	0.00%
Black – Caribbean	0	0.00%
Black – Other	0	0.00%
Prefer not to say	0	0.00%
Other (Please describe below)	1	3.23%
Not Answered	18	58.06%

If you have selected 'Other' then please describe your ethnicity in the box below:

There was 1 response to this part of the question.

Question 20: Disability

How would you describe your disability? Please select primary disability



Option	Total	Percent
Physical or mobility related	0	0.00%
Visual or hearing related	1	3.23%
Mental health condition	0	0.00%
Cognitive or learning disability	1	3.23%
Longstanding illness or health condition	1	3.23%
Prefer not to say	0	0.00%
Other (Please describe below)	0	0.00%
Not Answered	28	90.32%

If you selected 'Other' or have multiple disabilities then please describe your other disability in the box below.

There were 0 responses to this part of the question.

Question 21: How would you define your sexual orientation?

How would you define your sexual orientation?



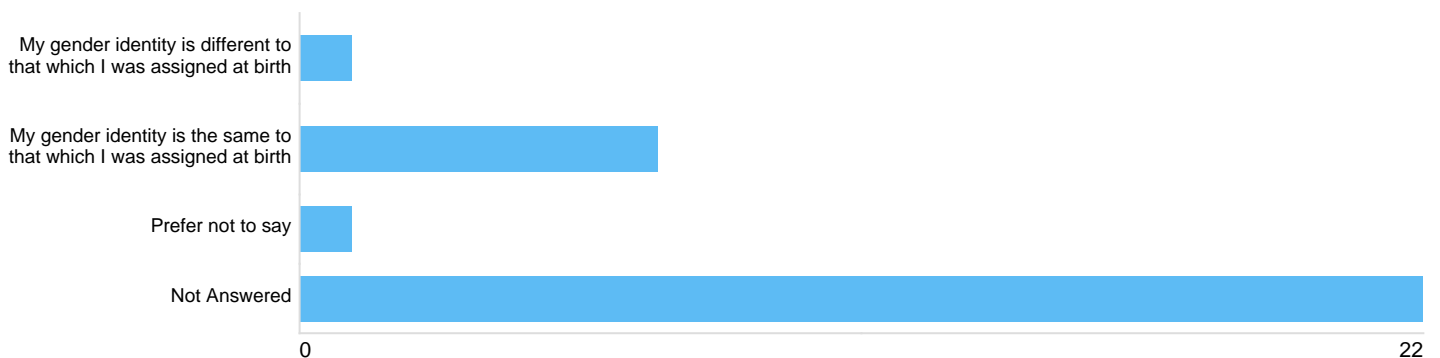
Option	Total	Percent
Straight or heterosexual	7	22.58%
Gay or lesbian	3	9.68%
Bisexual	0	0.00%
Prefer not to say	2	6.45%
Other (Please describe below)	0	0.00%
Not Answered	19	61.29%

If you have selected 'Other' then please describe your sexual orientation in the box below:

There were 0 responses to this part of the question.

Question 22: Is your gender identity different from the gender you were assigned at birth?

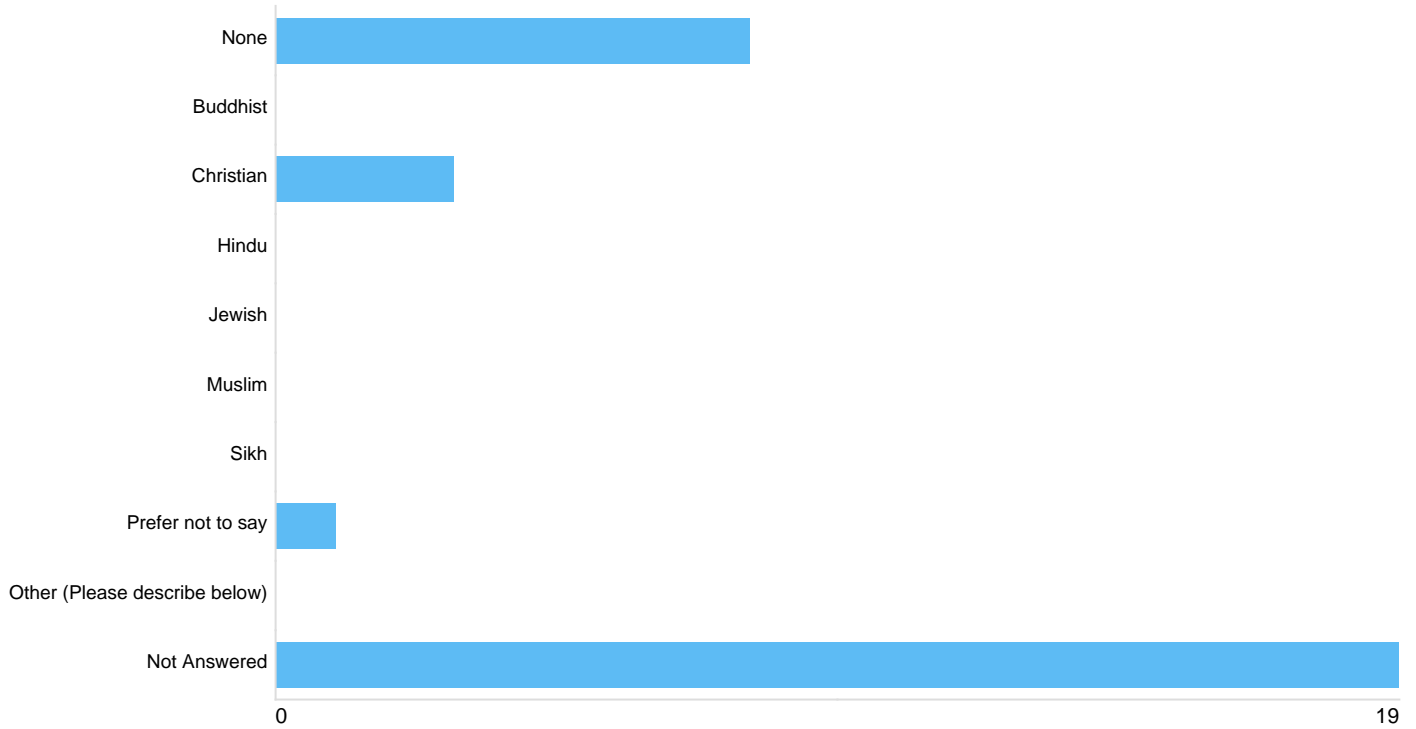
Is your gender identity different from the gender you were assigned at birth?



Option	Total	Percent
My gender identity is different to that which I was assigned at birth	1	3.23%
My gender identity is the same to that which I was assigned at birth	7	22.58%
Prefer not to say	1	3.23%
Not Answered	22	70.97%

Question 23: What is your religion or belief?

What is your religious belief?



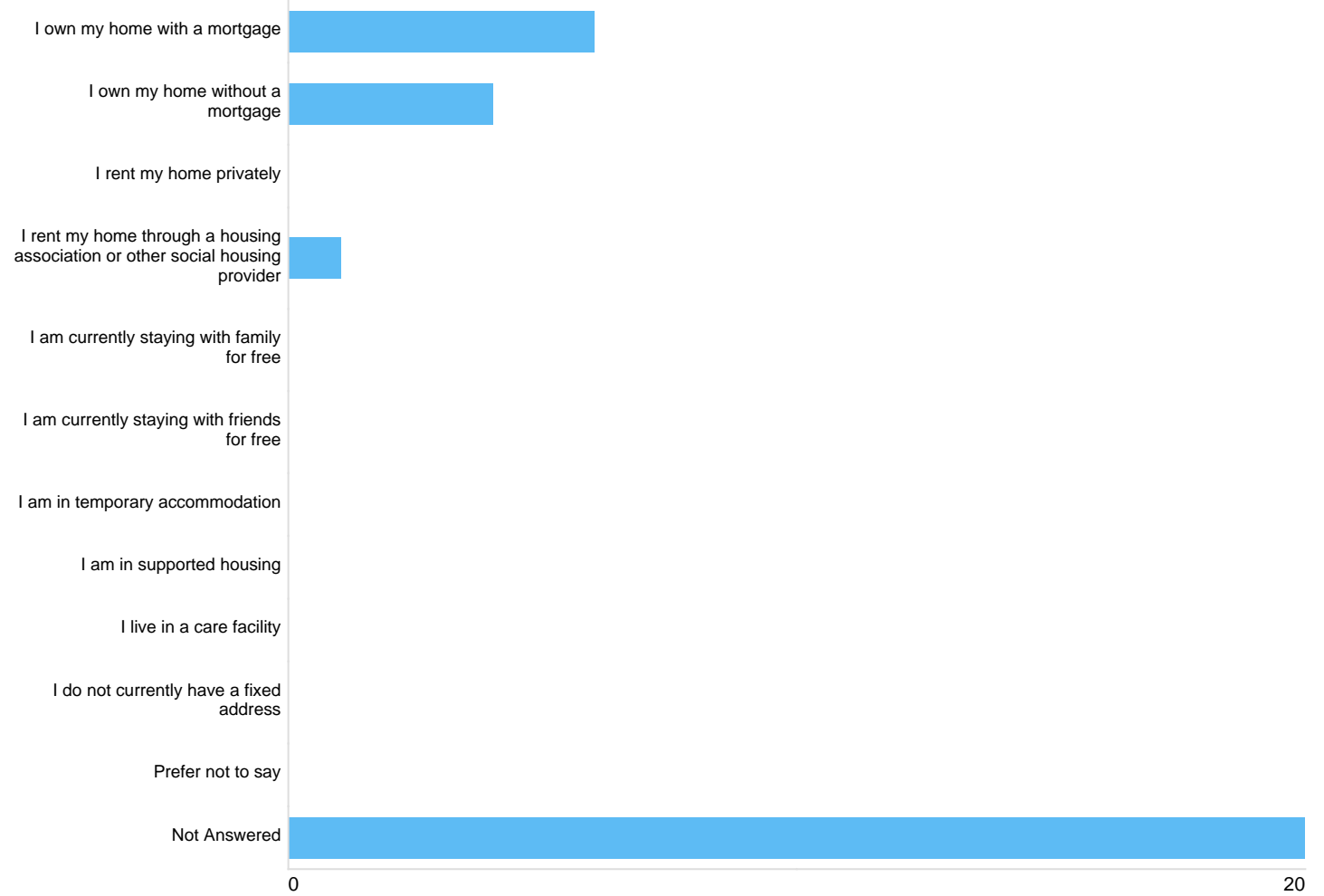
Option	Total	Percent
None	8	25.81%
Buddhist	0	0.00%
Christian	3	9.68%
Hindu	0	0.00%
Jewish	0	0.00%
Muslim	0	0.00%
Sikh	0	0.00%
Prefer not to say	1	3.23%
Other (Please describe below)	0	0.00%
Not Answered	19	61.29%

If you have selected 'Other' then please describe your religion or belief in the box below:

There were **0** responses to this part of the question.

Question 24: What type of household do you live in?

What type of household do you live in?



Option	Total	Percent
I own my home with a mortgage	6	19.35%
I own my home without a mortgage	4	12.90%
I rent my home privately	0	0.00%
I rent my home through a housing association or other social housing provider	1	3.23%
I am currently staying with family for free	0	0.00%
I am currently staying with friends for free	0	0.00%
I am in temporary accommodation	0	0.00%
I am in supported housing	0	0.00%
I live in a care facility	0	0.00%
I do not currently have a fixed address	0	0.00%
Prefer not to say	0	0.00%
Not Answered	20	64.52%

Question 25: What is your current employment status?

What is your current employment status?



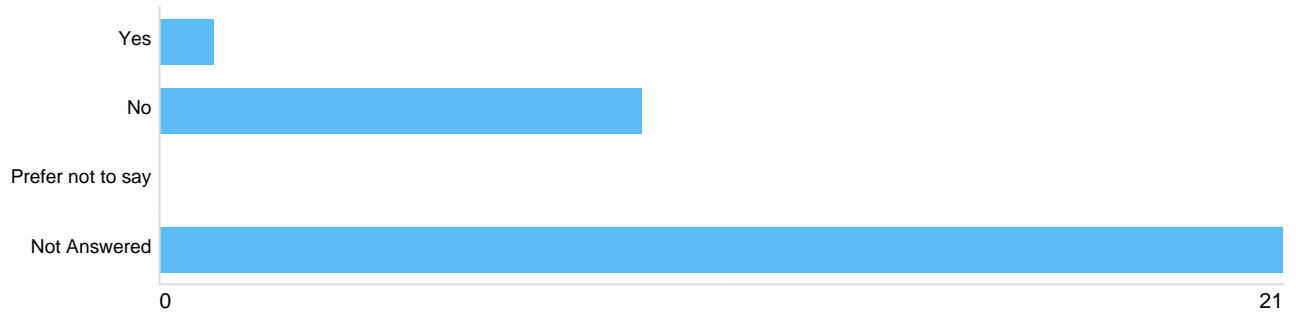
Option	Total	Percent
Working	8	25.81%
Self-employed	0	0.00%
Looking after family/home	0	0.00%
Unemployed	1	3.23%
Retired	1	3.23%
Full time education	0	0.00%
Prefer not to say	0	0.00%
Other (Please describe below)	0	0.00%
Not Answered	21	67.74%

If you have selected 'Other' then please describe your employment status in the box below:

There were **0** responses to this part of the question.

Question 26: Would you describe yourself as a refugee, asylum seeker or migrant?

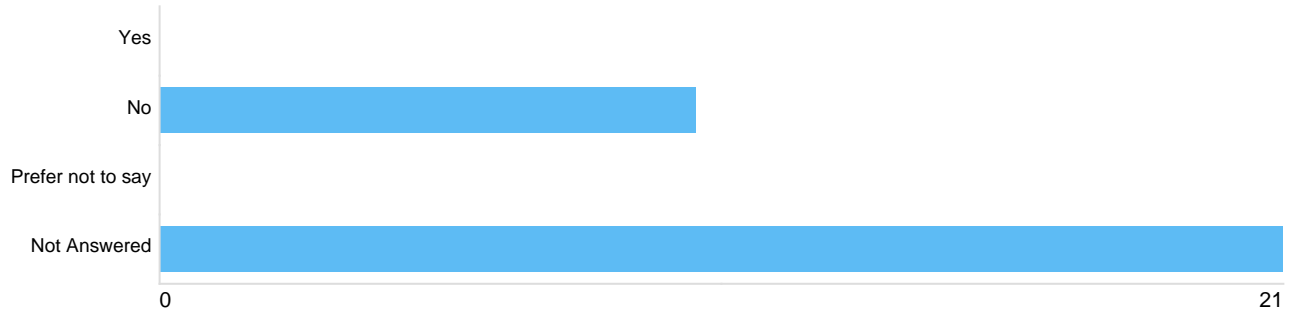
Would you describe yourself as a refugee, asylum seeker or migrant?



Option	Total	Percent
Yes	1	3.23%
No	9	29.03%
Prefer not to say	0	0.00%
Not Answered	21	67.74%

Question 27: Are you a member of the Armed Forces/Veteran?

Are you a member of the Armed forces/Veteran?



Option	Total	Percent
Yes	0	0.00%
No	10	32.26%
Prefer not to say	0	0.00%
Not Answered	21	67.74%