

Public Document Pack

Safer Stronger Communities Select Committee – 19 September 2018 - Items Tabled at Meeting

Part 1

Item		Pages
4.	Local Police and Fire Service Update	3 - 8
6.	Introduction to Public Protection and Safety	9 - 10

Members of the public are welcome to attend committee meetings. However, occasionally, committees may have to consider some business in private. Copies of agendas, minutes and reports are available on request in Braille, in large print, on audio tape, on computer disk or in other languages.

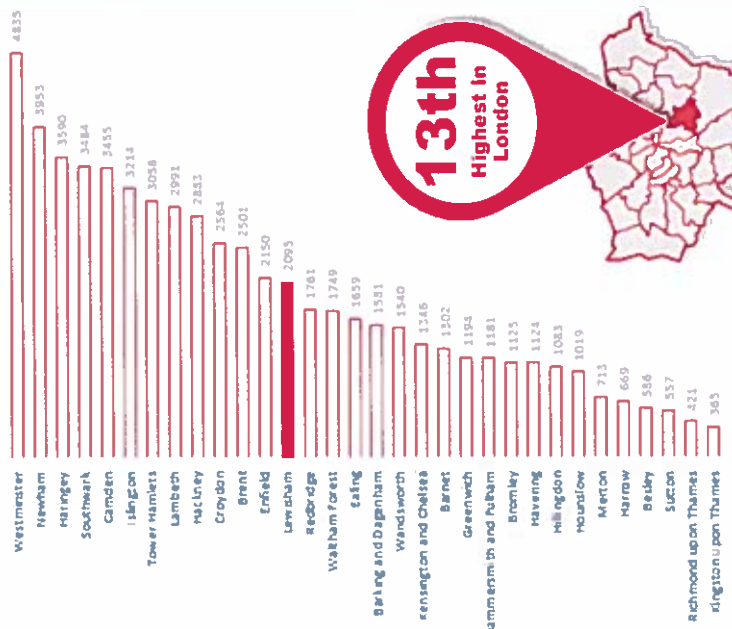
This page is intentionally left blank

Lewisham Violent Crime Summary

June 2016—June 2018



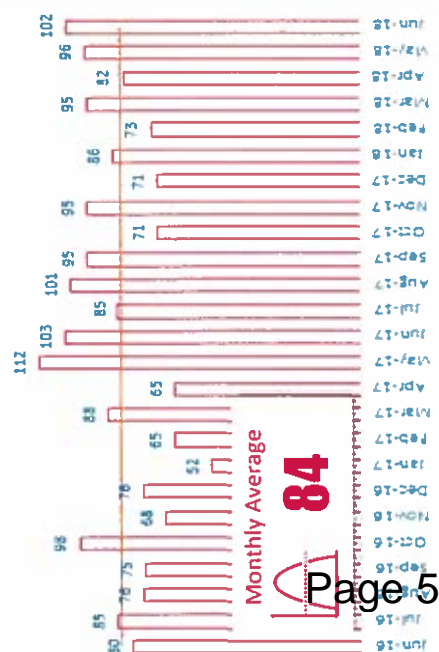
Robbery



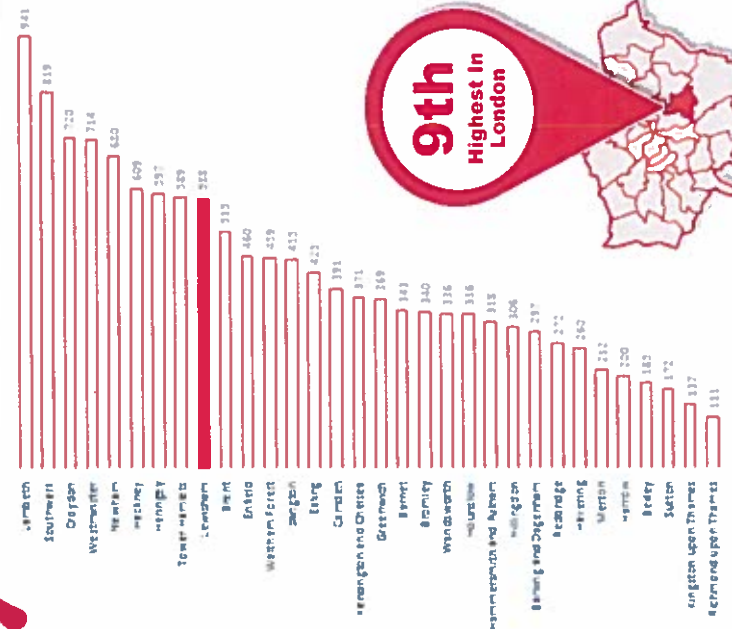
13th Highest in London



Robbery offences in Lewisham
Monthly breakdown Jun 16—Jun 18



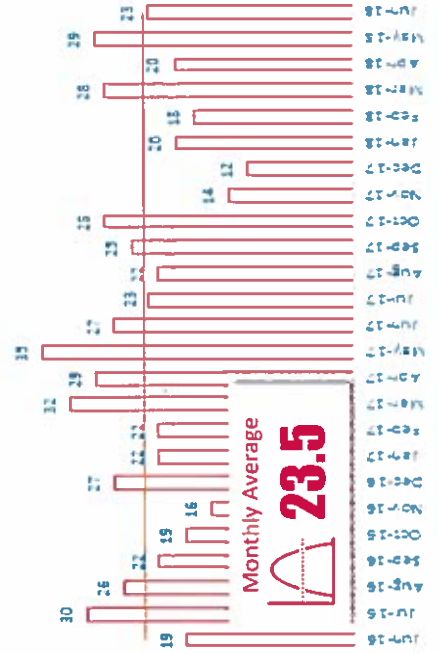
Offensive Weapon



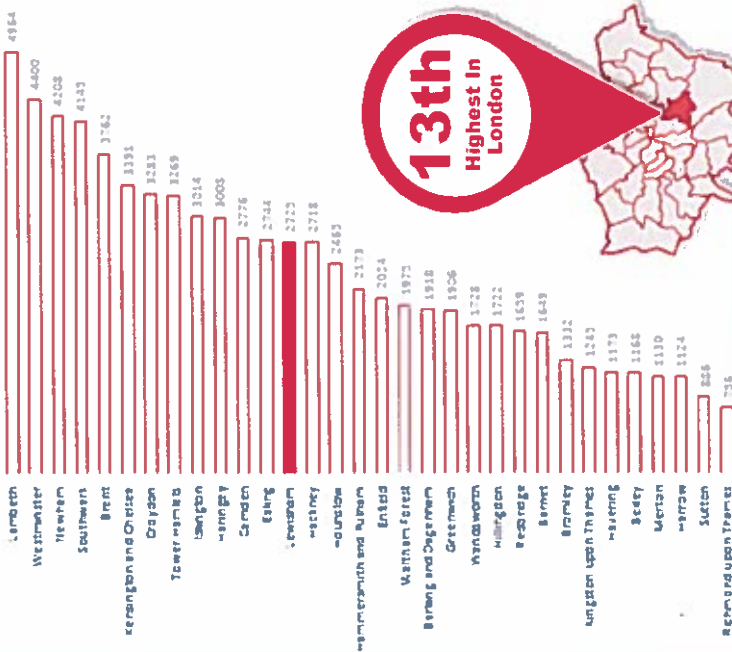
9th Highest in London



Offensive Weapon in Lewisham
Monthly breakdown Jun 16—Jun 18



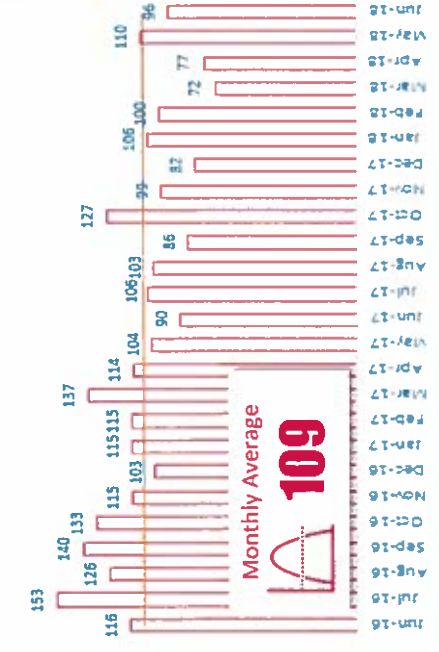
Drugs



13th Highest in London



Drug Offences in Lewisham
Monthly breakdown Jun 16—Jun 18






Knife Crime

Southwark	1781
Newham	1617
Haringey	1470
Lambeth	1467
Tower Hamlets	1423
Brent	1374
Croydon	1263
Westminster	1298
Havering	1219
Levensham	1149
Islington	1125
Enfield	1115
Camden	1020
Caling	937
Waltham Forest	916
Redbridge	661
Barking and Dagenham	603
Greenwich	774
Wandsworth	766
Barnet	746
Hillingdon	675
Neurshw	657
Bromly	631
Havering	603
Hammerneth and Fulham	540
Engrington and Chelsea	535
Harrow	433
Bexley	403
Merton	365
Sutton	356
Richmond upon Thames	226
Elngton upon Thames	206



9th
Highest In
London

Knife Crime in Lewisham
Monthly breakdown Jun 16—Jun 18



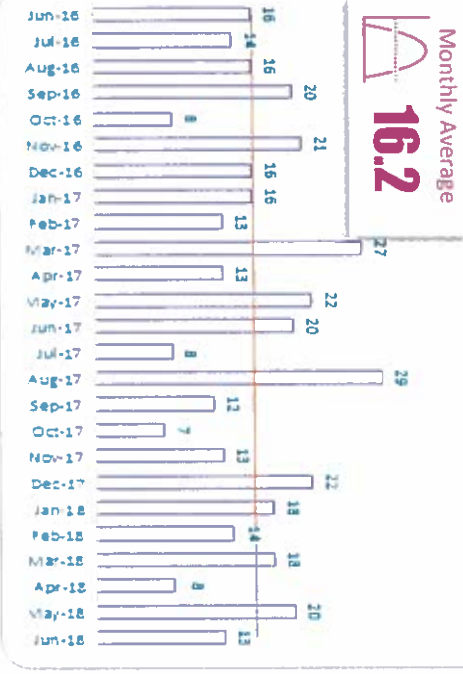
Knife Crime with Injury

Southwark	612
Lambeth	561
Newham	485
Brent	487
Tower Hamlets	474
Haringey	432
Croydon	419
Havering	407
Lewisham	404
Enfield	376
Islington	363
Westminster	350
Caling	344
Camden	343
Greenwich	332
Waltham Forest	327
Redbridge	285
Neurshw	265
Hillingdon	264
Wandsworth	245
Barking and Dagenham	241
Barnet	229
Harrow	212
Bromly	205
Hammerneth and Fulham	192
Havering	190
Engrington and Chelsea	180
Bexley	135
Merton	115
Sutton	115
Richmond upon Thames	103
Elngton upon Thames	84
Richmond upon Thames	74



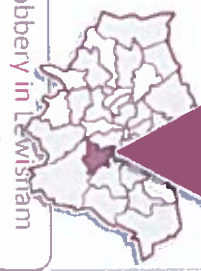
9th
Highest In
London

Knife Crime with Injury in Lewisham
Monthly breakdown Jun 16—Jun 18




Knife Crime Injury /Pers Robb

Tower Hamlets	81
Southwark	72
Newham	71
Haringey	63
Croydon	55
Lambeth	54
Camden	53
Brent	52
Havering	51
Lewisham	51
Westminster	51
Enfield	49
Ealing	43
Waltham Forest	42
Redbridge	39
Islington	37
Hounslow	36
Greenwich	35
Barking and Dagenham	34
Barnet	34
Hillingdon	33
Bromly	31
Harrow	32
Hammerneth and Fulham	26
Wandsworth	24
Engrington and Chelsea	23
Havering	18
Wexon	13
Merton	12
Sutton	12
Bexley	9
Richmond upon Thames	7
Elngton upon Thames	5

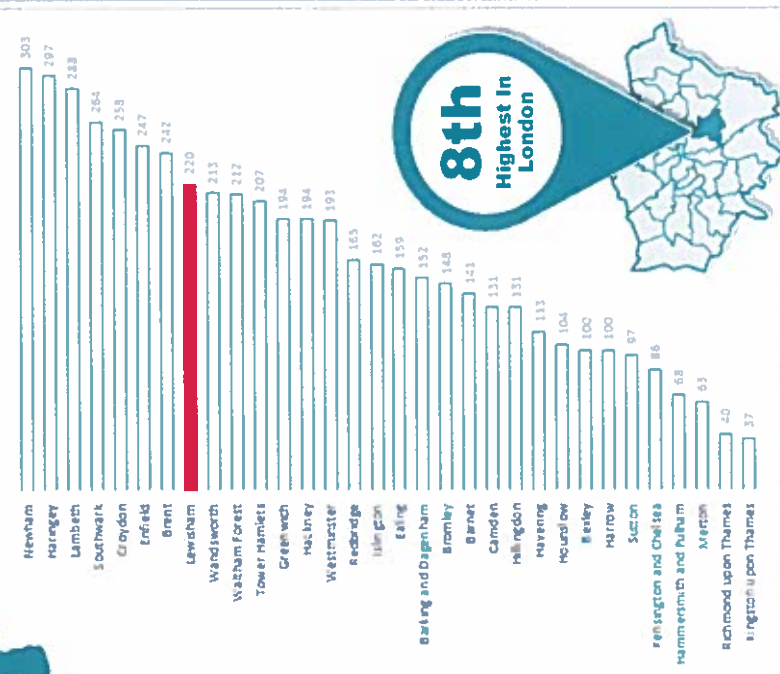


10th
Highest In
London

Knife Crime Injury /Personal Robbery in Lewisham
Monthly breakdown Jun 16—Jun 18



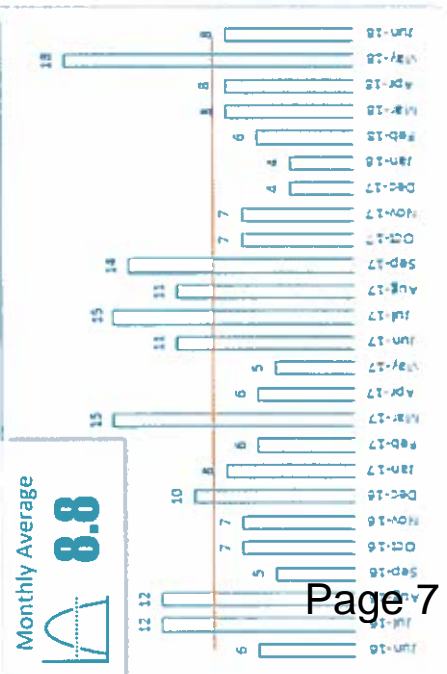
Gun Crime



8th
Highest in London

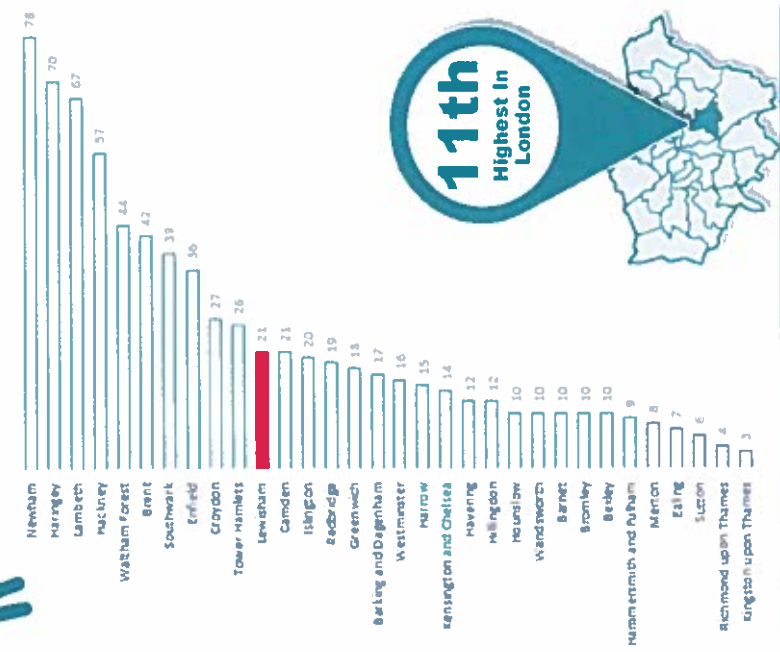


Gun Crime in Lewisham
Monthly breakdown Jun 16—Jun 18



Monthly Average
8.8


Barrelled Discharged



11th
Highest in London

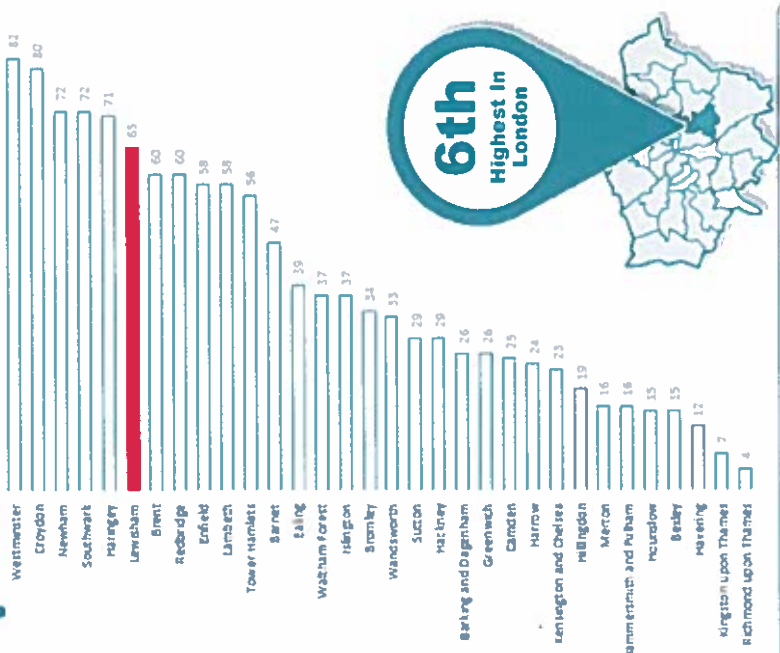


Barrelled Discharged in Lewisham
Monthly breakdown Jun 16—Jun 18



Monthly Average
0.84

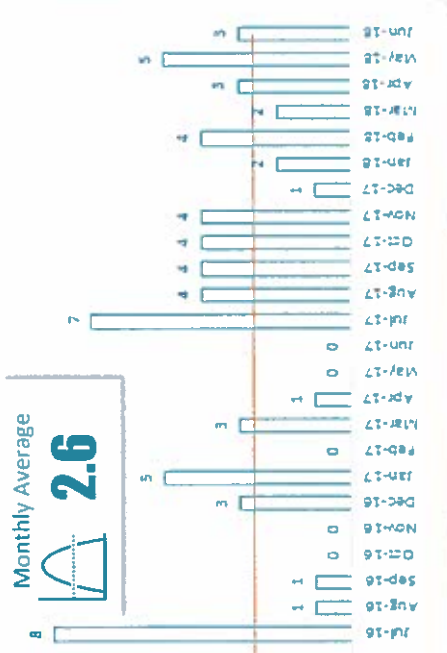
Gun Crime Personal Robbery



6th
Highest in London



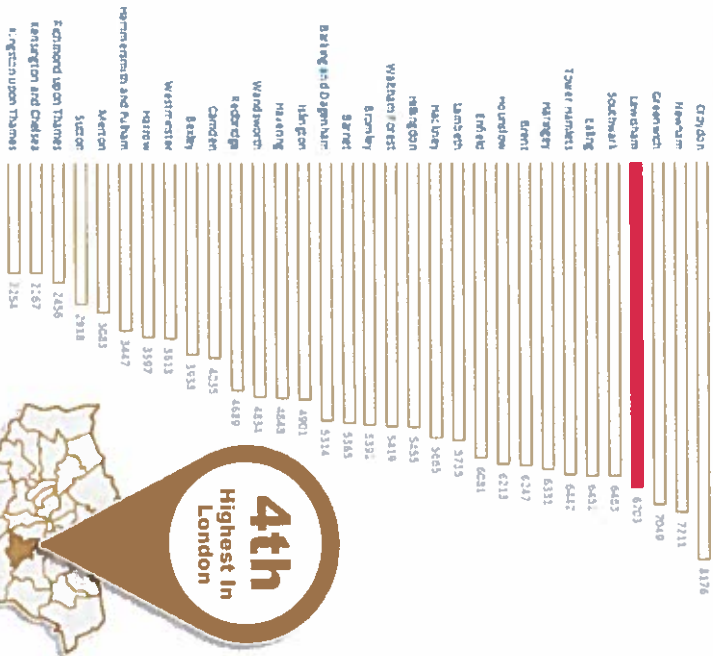
Gun Crime Personal Robbery in Lewisham
Monthly breakdown Jun 16—Jun 18




Monthly Average
2.6




Domestic Abuse



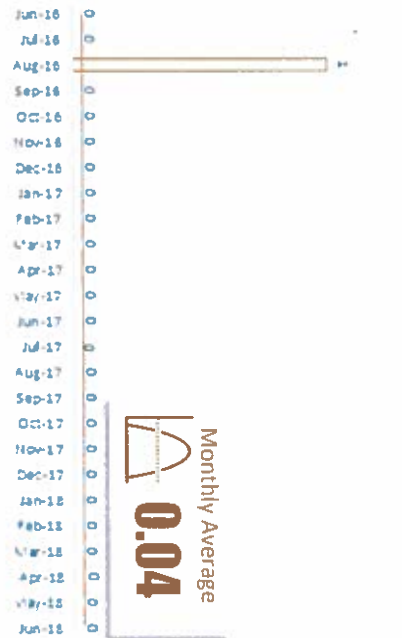
Domestic Abuse in Lewisham
Monthly breakdown Jun 16—Jun 18



Domestic Abuse Homicide



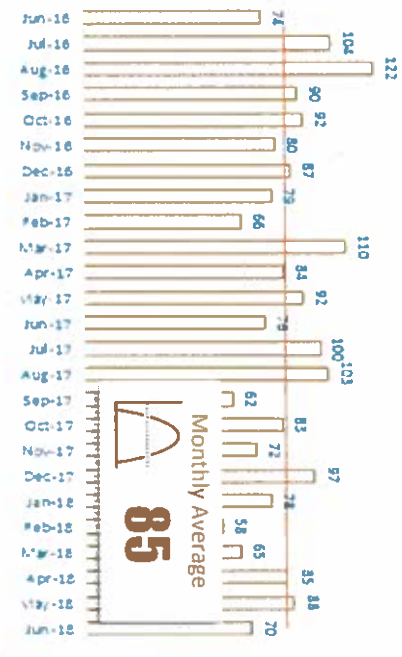
Domestic Abuse Homicide in Lewisham
Monthly breakdown Jun 16—Jun 18



Domestic Abuse VVI



Domestic Abuse VVI in Lewisham
Monthly breakdown Jun 16—Jun 18



This page is intentionally left blank