

4 Boroughs Community Performance Report – October 2020

[View in Power BI](#) ↗

Last data refresh:
03/11/2020 12:19:24 GMT Standard
Time
Downloaded at:
03/11/2020 12:50:10 GMT Standard
Time

Count of CYP Access Patients by second contact month

Data last updated
02/11/2020 23:50:39

CYP Access Totals by Financial Year Month Number

| Responsible CCG | 1 | 2 | 3 | 4 | 5 | 6 | 7 | Total |
|-------------------|------|-----|-----|-----|-----|-----|-----|-------|
| NHS BEXLEY CCG | 14 | 7 | 4 | 4 | | 6 | 7 | 42 |
| NHS BROMLEY CCG | 36 | 24 | 23 | 11 | 7 | 12 | 9 | 122 |
| NHS CROYDON CCG | 357 | 239 | 254 | 235 | 140 | 166 | 160 | 1551 |
| NHS GREENWICH CCG | 12 | 14 | 8 | 7 | 4 | 5 | 10 | 60 |
| NHS LAMBETH CCG | 389 | 222 | 189 | 194 | 116 | 170 | 161 | 1441 |
| NHS LEWISHAM CCG | 356 | 228 | 181 | 180 | 127 | 164 | 176 | 1412 |
| NHS SOUTHWARK CCG | 346 | 202 | 184 | 174 | 122 | 144 | 157 | 1329 |
| Total | 1510 | 936 | 843 | 805 | 516 | 667 | 680 | 5957 |

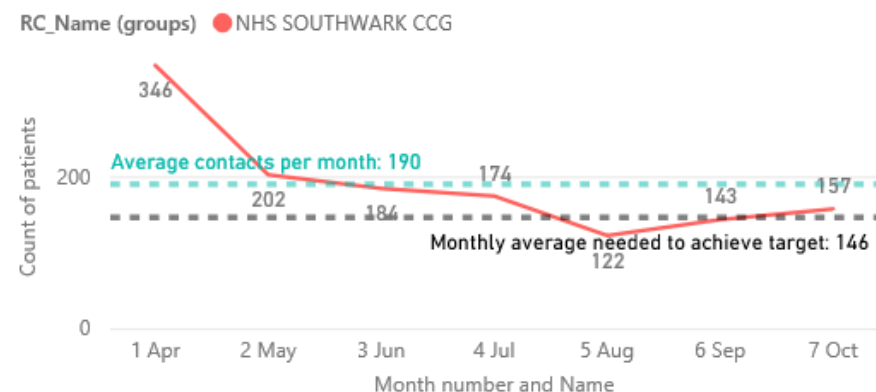
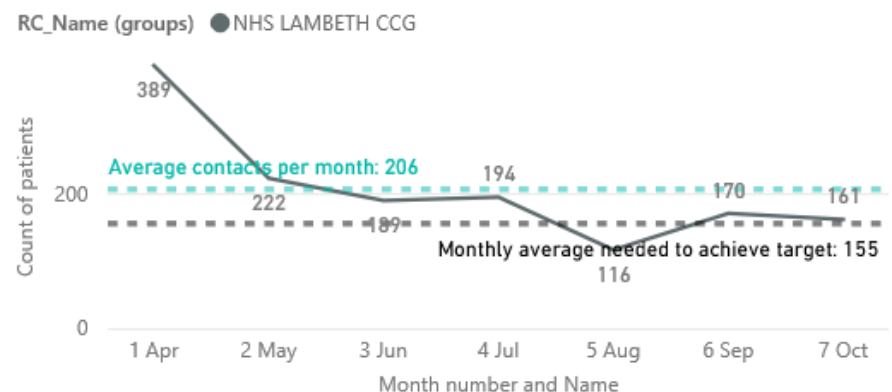
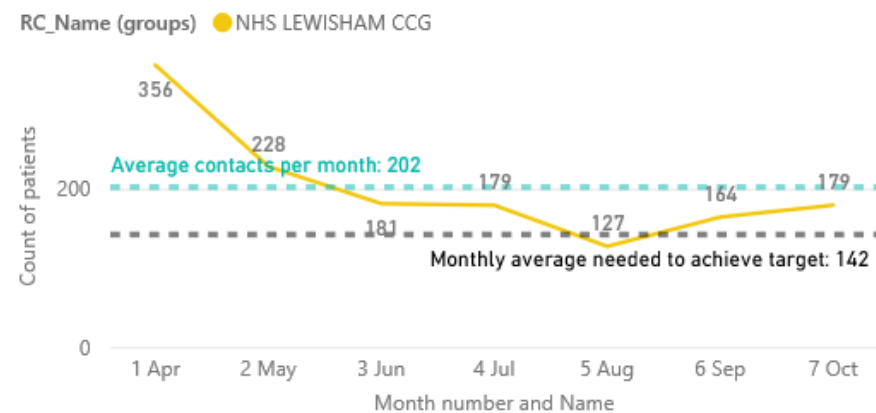
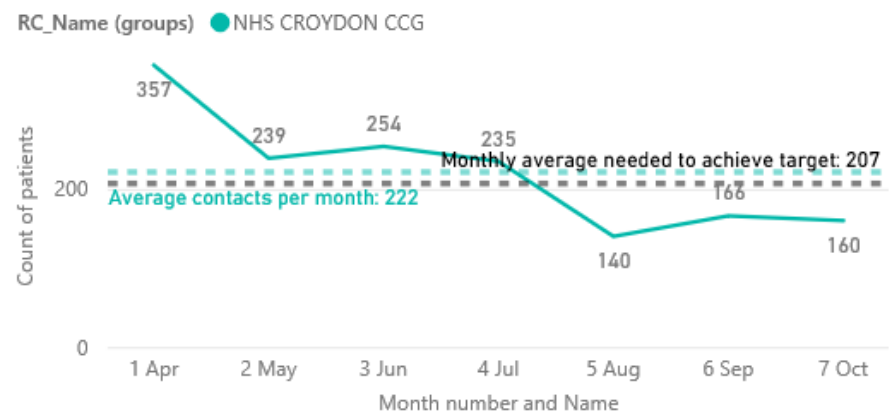
| CCG | Target 2020/21 | Average per month |
|-----------|----------------|-------------------|
| Bexley | 91 | 8 |
| Bromley | 212 | 18 |
| Croydon | 2480 | 207 |
| Greenwich | 111 | 10 |
| Lambeth | 1858 | 155 |
| Lewisham | 1702 | 142 |
| Southwark | 1844 | 154 |

| | | | | | | | |
|-----------|------------------|-----------|------------------|------------|-------------------|-------------|--------------------|
| Croydon % | Croydon variance | Lambeth % | Lambeth variance | Lewisham % | Lewisham variance | Southwark % | Southwark variance |
| 62.5% | -929 | 77.6% | -417 | 83.0% | -290 | 72.1% | -515 |

The % is the current progress towards meeting the target.

The variance totals above are the number of CYP who need to have 2 contacts before the end of the year if the target is to be met

Count of CYP Access Patients by second contact month showing current average achieved and target average needed per month to achieve the target.



Data last Refreshed

09/11/2020 01:52:36

These graphs show the number of CYP counted by month of second contact. It is refreshed daily. the Average contacts per month is the average number of contacts counted to date. The monthly average to achieve target is the total target divided by 12. Services showing a current average rate of access below this target average will be unable to meet the target.

Referrals Received - reported by the registered GP/CCG of Patient

ReferralDate

01/04/2019

31/10/2020

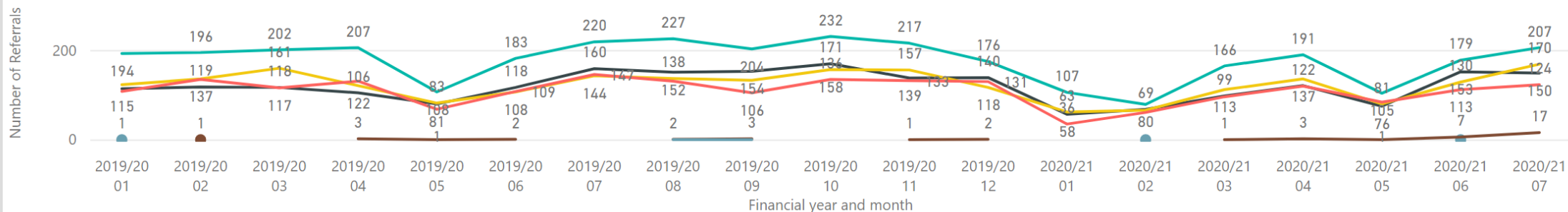
Data Extract date

02/11/2020 23:50:39

Referrals received per month of referral received date

Referrals Received by Month - New referrals only

CURRENT GP PRACTICE CCG ● NHS CROYDON CCG ● NHS LAMBETH CCG ● NHS LEWISHAM CCG ● NHS SOUTH EAST LONDON CCG ● NHS SOUTH WEST LONDON CCG ● NHS SOUTHWARK CCG



Referrals Received by Month - New referrals only

| FYYear | 2019/20 | | | | | | | | | | | | 2020/21 | | | | | | | | Total | |
|---------------------------|------------|------------|------------|------------|------------|------------|------------|------------|------------|------------|------------|------------|-------------|------------|------------|------------|------------|------------|------------|------------|-------------|--------------|
| CURRENTGPPRACTICECCGNAME | 01 | 02 | 03 | 04 | 05 | 06 | 07 | 08 | 09 | 10 | 11 | 12 | Total | 01 | 02 | 03 | 04 | 05 | 06 | 07 | Total | Total |
| NHS CROYDON CCG | 194 | 196 | 202 | 207 | 108 | 183 | 220 | 227 | 204 | 232 | 217 | 176 | 2366 | 107 | 80 | 166 | 191 | 105 | 179 | 207 | 1035 | 3401 |
| NHS LAMBETH CCG | 115 | 119 | 118 | 106 | 81 | 118 | 160 | 152 | 154 | 171 | 139 | 140 | 1573 | 58 | 69 | 99 | 122 | 76 | 153 | 150 | 727 | 2300 |
| NHS LEWISHAM CCG | 124 | 137 | 161 | 122 | 83 | 108 | 144 | 138 | 134 | 158 | 157 | 118 | 1584 | 63 | 67 | 113 | 137 | 81 | 130 | 170 | 761 | 2345 |
| NHS SOUTH EAST LONDON CCG | | | 1 | | 3 | 1 | 2 | | 2 | 3 | | 1 | 15 | | | 1 | 3 | 1 | 7 | 17 | 29 | 44 |
| NHS SOUTH WEST LONDON CCG | 1 | | | | | | | 1 | 1 | | | | 3 | 1 | | | | 1 | | | 2 | 5 |
| NHS SOUTHWARK CCG | 109 | 136 | 117 | 132 | 69 | 109 | 147 | 132 | 106 | 136 | 133 | 131 | 1457 | 36 | 62 | 97 | 121 | 85 | 113 | 124 | 638 | 2095 |
| Total | 543 | 589 | 598 | 570 | 342 | 520 | 671 | 652 | 602 | 697 | 647 | 567 | 6998 | 264 | 279 | 476 | 574 | 348 | 583 | 668 | 3192 | 10190 |

This report shows all new referrals received by CCG. The CCG is the one for the patients current GP. These are all referrals received by SLAM and include referrals which were rejected when reviewed by the service.

Referrals Received - reported by the CAMHS Service delivering input

ReferralDate

01/04/2019

31/10/2020

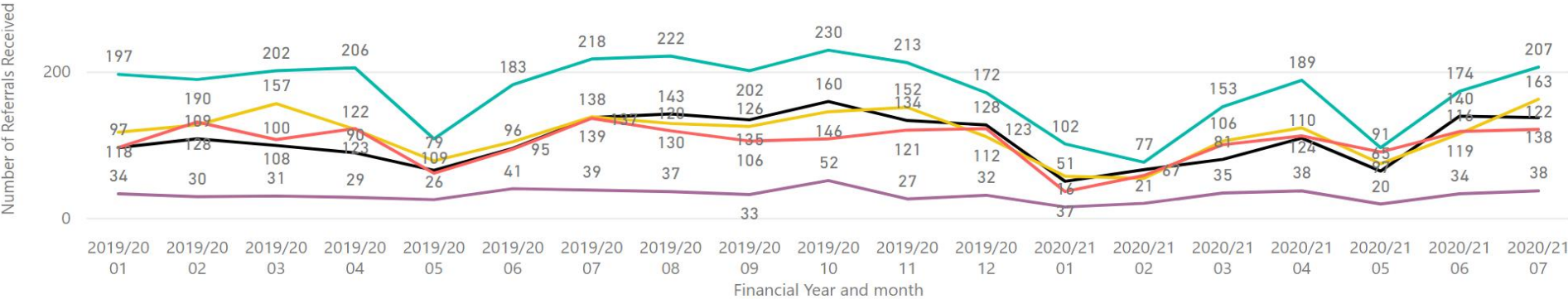
Data Extract date

02/11/2020 23:50:39

Referrals received by service by referral received month

Referrals Received by Month - New referrals only

SubServiceLine CAMHS National & Spec Outpatients Croydon CAMHS Lambeth CAMHS Lewisham CAMHS Southwark CAMHS



Referrals Received by Month - New referrals only

| FYYear | 2019/20 | | | | | | | | | | | | 2020/21 | | | | | | | | Total | |
|-----------------------------------|---------|-----|-----|-----|-----|-----|-----|-----|-----|-----|-----|-----|---------|-----|-----|-----|-----|-----|-----|-----|-------|-------|
| SubServiceLine | 01 | 02 | 03 | 04 | 05 | 06 | 07 | 08 | 09 | 10 | 11 | 12 | Total | 01 | 02 | 03 | 04 | 05 | 06 | 07 | Total | |
| Croydon CAMHS | 197 | 190 | 202 | 206 | 109 | 183 | 218 | 222 | 202 | 230 | 213 | 172 | 2344 | 102 | 77 | 153 | 189 | 97 | 174 | 207 | 999 | 3343 |
| Lewisham CAMHS | 118 | 128 | 157 | 122 | 79 | 105 | 139 | 130 | 126 | 146 | 152 | 112 | 1514 | 58 | 55 | 106 | 124 | 75 | 116 | 163 | 697 | 2211 |
| Lambeth CAMHS | 97 | 109 | 100 | 90 | 66 | 96 | 138 | 143 | 135 | 160 | 134 | 128 | 1396 | 51 | 67 | 81 | 110 | 65 | 140 | 138 | 652 | 2048 |
| Southwark CAMHS | 97 | 132 | 108 | 123 | 62 | 95 | 137 | 120 | 106 | 109 | 121 | 123 | 1333 | 37 | 59 | 101 | 113 | 91 | 119 | 122 | 642 | 1975 |
| CAMHS National & Spec Outpatients | 34 | 30 | 31 | 29 | 26 | 41 | 39 | 37 | 33 | 52 | 27 | 32 | 411 | 16 | 21 | 35 | 38 | 20 | 34 | 38 | 202 | 613 |
| Total | 543 | 589 | 598 | 570 | 342 | 520 | 671 | 652 | 602 | 697 | 647 | 567 | 6998 | 264 | 279 | 476 | 574 | 348 | 583 | 668 | 3192 | 10190 |

This report shows all new referrals received by the service where the CCG of the patient is Croydon, Lambeth, Lewisham and Southwark. This will include referrals which were rejected when reviewed by the service.

Re-Referrals Analysis - reported by the CAMHS Service delivering input

ReferralDate

Last

12

Months (Calendar)

Data Extract date

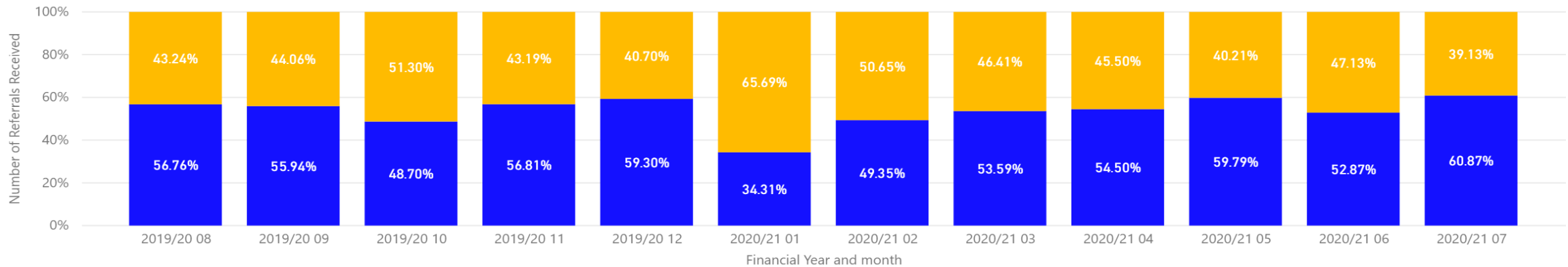
02/11/2020 23:50:39

01/11/2019 - 31/10/2020

Referrals received by service by referral received month split by referral indicator (Referral indicator = 'No' indicates this is the first referral for the patient)

Croydon Referrals Received by Month - New referrals only

Re-referral ● No ● Yes



Referrals Received by Month - New referrals only

| FYYear | 2019/20 | | | | | | 2020/21 | | | | | | | Total |
|-------------|---------|-----|-----|-----|-----|-------|---------|----|-----|-----|----|-----|-----|-------|
| Re-referral | 08 | 09 | 10 | 11 | 12 | Total | 01 | 02 | 03 | 04 | 05 | 06 | 07 | Total |
| No | 126 | 113 | 112 | 121 | 102 | 574 | 35 | 38 | 82 | 103 | 58 | 92 | 126 | 534 |
| Yes | 96 | 89 | 118 | 92 | 70 | 465 | 67 | 39 | 71 | 86 | 39 | 82 | 81 | 465 |
| Total | 222 | 202 | 230 | 213 | 172 | 1039 | 102 | 77 | 153 | 189 | 97 | 174 | 207 | 999 |

This report shows the split between New patients being referred to the trust and re-referrals for patients who have been referred previously. A re-referral may have occurred due to the fact that it was rejected (this could be for a variety of reasons) and then another referral was sent which was subsequently accepted, or the young person was treated and discharged and then referred back for further treatment for the original condition, or the young person was discharged and referred back for a new problem they have developed.

Re-Referrals Analysis - reported by the CAMHS Service delivering input

ReferralDate

Last

12

Months (Calendar)

Data Extract date

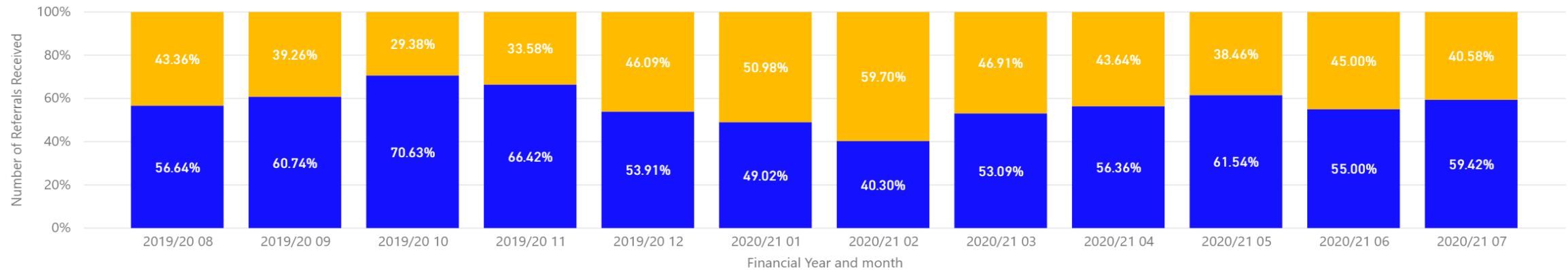
02/11/2020 23:50:39

01/11/2019 - 31/10/2020

Referrals received by service by referral received month split by referral indicator (Referral indicator = 'No' indicates this is the first referral for the patient)

Lambeth Referrals Received by Month - New referrals only

Re-referral ● No ● Yes



Referrals Received by Month - New referrals only

| FYYear | 2019/20 | | | | | | 2020/21 | | | | | | | Total | |
|-------------|---------|-----|-----|-----|-----|-------|---------|----|----|-----|----|-----|-----|-------|-------|
| Re-referral | 08 | 09 | 10 | 11 | 12 | Total | 01 | 02 | 03 | 04 | 05 | 06 | 07 | Total | Total |
| No | 81 | 82 | 113 | 89 | 69 | 434 | 25 | 27 | 43 | 62 | 40 | 77 | 82 | 356 | 790 |
| Yes | 62 | 53 | 47 | 45 | 59 | 266 | 26 | 40 | 38 | 48 | 25 | 63 | 56 | 296 | 562 |
| Total | 143 | 135 | 160 | 134 | 128 | 700 | 51 | 67 | 81 | 110 | 65 | 140 | 138 | 652 | 1352 |

This report shows the split between New patients being referred to the trust and re-referrals for patients who have been referred previously. A re-referral may have occurred due to the fact that it was rejected (this could be for a variety of reasons) and then another referral was sent which was subsequently accepted, or the young person was treated and discharged and then referred back for further treatment for the original condition, or the young person was discharged and referred back for a new problem they have developed.

Re-Referrals Analysis - reported by the CAMHS Service delivering input

ReferralDate

Last

12

Months (Calendar)

Data Extract date

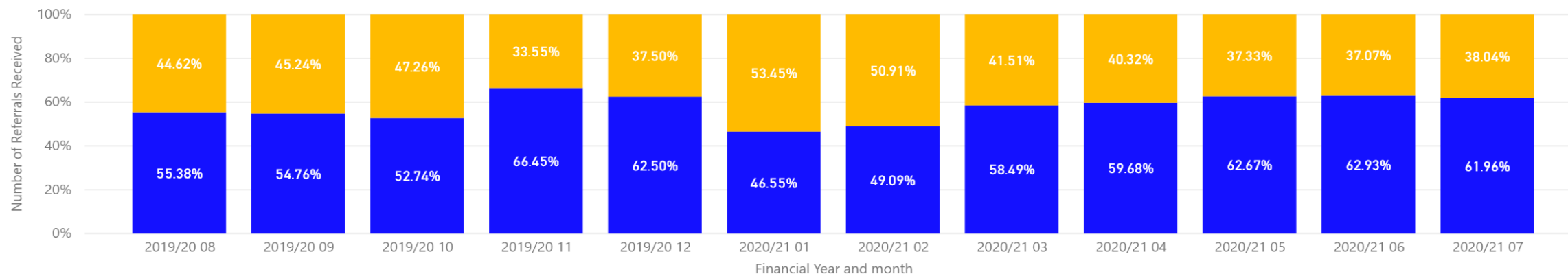
02/11/2020 23:50:39

01/11/2019 - 31/10/2020

Referrals received by service by referral received month split by referral indicator (Referral indicator = 'No' indicates this is the first referral for the patient)

Lewisham Referrals Received by Month - New referrals only

Re-referral ● No ● Yes



Referrals Received by Month - New referrals only

| FYYear | 2019/20 | | | | | | 2020/21 | | | | | | | Total |
|--------------|------------|------------|------------|------------|------------|------------|-----------|-----------|------------|------------|-----------|------------|------------|------------|
| Re-referral | 08 | 09 | 10 | 11 | 12 | Total | 01 | 02 | 03 | 04 | 05 | 06 | 07 | Total |
| No | 72 | 69 | 77 | 101 | 70 | 389 | 27 | 27 | 62 | 74 | 47 | 73 | 101 | 411 |
| Yes | 58 | 57 | 69 | 51 | 42 | 277 | 31 | 28 | 44 | 50 | 28 | 43 | 62 | 286 |
| Total | 130 | 126 | 146 | 152 | 112 | 666 | 58 | 55 | 106 | 124 | 75 | 116 | 163 | 697 |

This report shows the split between New patients being referred to the trust and re-referrals for patients who have been referred previously. A re-referral may have occurred due to the fact that it was rejected (this could be for a variety of reasons) and then another referral was sent which was subsequently accepted, or the young person was treated and discharged and then referred back for further treatment for the original condition, or the young person was discharged and referred back for a new problem they have developed.

Re-Referrals Analysis - reported by the CAMHS Service delivering input

ReferralDate

Last

12

Months (Calendar)

Data Extract date

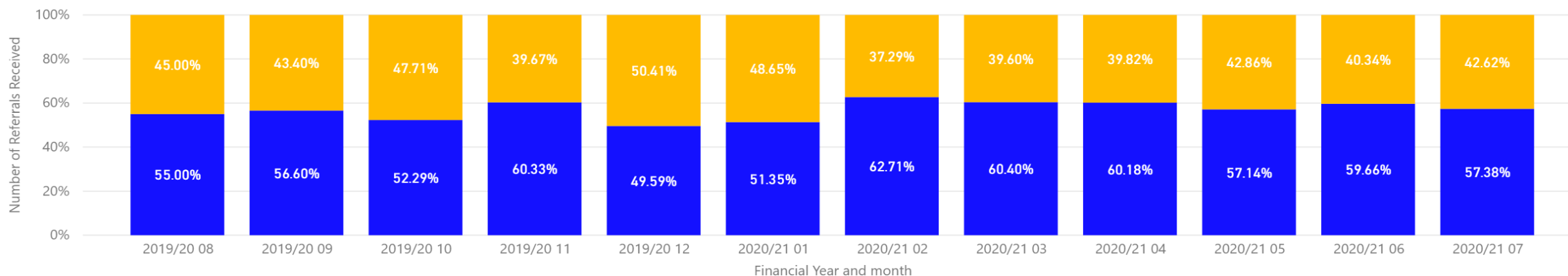
02/11/2020 23:50:39

01/11/2019 - 31/10/2020

Referrals received by service by referral received month split by referral indicator (Referral indicator = 'No' indicates this is the first referral for the patient)

Southwark Referrals Received by Month - New referrals only

Re-referral ● No ● Yes



Referrals Received by Month - New referrals only

| FYYear | 2019/20 | | | | | 2020/21 | | | | | | | | Total |
|-------------|---------|-----|-----|-----|-----|---------|----|----|-----|-----|----|-----|-----|-------|
| Re-referral | 08 | 09 | 10 | 11 | 12 | Total | 01 | 02 | 03 | 04 | 05 | 06 | 07 | Total |
| No | 66 | 60 | 57 | 73 | 61 | 317 | 19 | 37 | 61 | 68 | 52 | 71 | 70 | 378 |
| Yes | 54 | 46 | 52 | 48 | 62 | 262 | 18 | 22 | 40 | 45 | 39 | 48 | 52 | 264 |
| Total | 120 | 106 | 109 | 121 | 123 | 579 | 37 | 59 | 101 | 113 | 91 | 119 | 122 | 642 |

This report shows the split between New patients being referred to the trust and re-referrals for patients who have been referred previously. A re-referral may have occurred due to the fact that it was rejected (this could be for a variety of reasons) and then another referral was sent which was subsequently accepted, or the young person was treated and discharged and then referred back for further treatment for the original condition, or the young person was discharged and referred back for a new problem they have developed.

Referrals Acceptance Rates by CAMHS Service delivering input - Croydon, Lambeth and Lewisham

Target Acceptance rate is 77%

Data Extract date
02/11/2020 23:50:39

ReferralDate

01/04/2019

31/10/2020



| FYYear | 2019/20 | | | | | | | | 2020/21 | | | | | | | |
|----------------|---------------|-------------|---------------|-------------|---------------|-------------|---------------|-------------|---------------|----------------|---------------|----------------|---------------|----------------|--|--|
| FYQuarter | Q1 | | Q2 | | Q3 | | Q4 | | Q1 | | Q2 | | Q3 | | | |
| SubServiceLine | No. Referrals | % of Ref... | No. Referrals | % of Ref... | No. Referrals | % of Ref... | No. Referrals | % of Ref... | No. Referrals | % of Referrals | No. Referrals | % of Referrals | No. Referrals | % of Referrals | | |
| Croydon CAM... | | | | | | | | | | | | | | | | |
| Accepted | 360 | 61.22% | 307 | 61.77% | 443 | 69.87% | 408 | 68.23% | 198 | 60.37% | 291 | 66.74% | 86 | 54.43% | | |
| Rejected | 228 | 38.78% | 190 | 38.23% | 191 | 30.13% | 190 | 31.77% | 130 | 39.63% | 145 | 33.26% | 72 | 45.57% | | |

| FYYear | 2019/20 | | | | | | | | 2020/21 | | | | | | | |
|----------------|---------------|-------------|---------------|-------------|---------------|-------------|---------------|-------------|---------------|----------------|---------------|----------------|---------------|----------------|--|--|
| FYQuarter | Q1 | | Q2 | | Q3 | | Q4 | | Q1 | | Q2 | | Q3 | | | |
| SubServiceLine | No. Referrals | % of Ref... | No. Referrals | % of Ref... | No. Referrals | % of Ref... | No. Referrals | % of Ref... | No. Referrals | % of Referrals | No. Referrals | % of Referrals | No. Referrals | % of Referrals | | |
| Lambeth CAM... | | | | | | | | | | | | | | | | |
| Accepted | 197 | 64.38% | 179 | 71.03% | 320 | 78.43% | 313 | 75.79% | 111 | 56.06% | 224 | 73.93% | 79 | 66.39% | | |
| Rejected | 109 | 35.62% | 73 | 28.97% | 88 | 21.57% | 100 | 24.21% | 87 | 43.94% | 79 | 26.07% | 40 | 33.61% | | |

| FYYear | 2019/20 | | | | | | | | 2020/21 | | | | | | | |
|----------------|---------------|-------------|---------------|-------------|---------------|-------------|---------------|-------------|---------------|----------------|---------------|----------------|---------------|----------------|--|--|
| FYQuarter | Q1 | | Q2 | | Q3 | | Q4 | | Q1 | | Q2 | | Q3 | | | |
| SubServiceLine | No. Referrals | % of Ref... | No. Referrals | % of Ref... | No. Referrals | % of Ref... | No. Referrals | % of Ref... | No. Referrals | % of Referrals | No. Referrals | % of Referrals | No. Referrals | % of Referrals | | |
| Lewisham CAMHS | | | | | | | | | | | | | | | | |
| Accepted | 282 | 69.98% | 223 | 72.88% | 292 | 74.11% | 316 | 77.45% | 146 | 67.28% | 192 | 64.86% | 84 | 68.29% | | |
| Rejected | 121 | 30.02% | 83 | 27.12% | 102 | 25.89% | 92 | 22.55% | 71 | 32.72% | 104 | 35.14% | 39 | 31.71% | | |

This report shows the acceptance rate where the referral has been triaged and the decision taken to accept or reject the patient referral. It excludes referrals which are still waiting for the triage process to be completed and a decision made to accept or reject. Note: caution should be exercised when comparing between services as the different boroughs have varying levels of tier 2 provision which affects the acceptance rate. Increasing CWP provision is contributing to an increased acceptance rate.

ReferralDate

01/04/2019

31/10/2020

Data Extract date

02/11/2020 23:50:39

Referrals Acceptance Rates by CAMHS Service delivering input - Southwark and N&S Outpatients

Target Acceptance rate is 77%

LocationName

All

| FYYear | 2019/20 | | | | | | | | 2020/21 | | | | | | | |
|------------------|---------------|-------------|---------------|-------------|---------------|-------------|---------------|-------------|---------------|----------------|---------------|----------------|---------------|----------------|--|--|
| FYQuarter | Q1 | | Q2 | | Q3 | | Q4 | | Q1 | | Q2 | | Q3 | | | |
| SubServiceLine | No. Referrals | % of Ref... | No. Referrals | % of Ref... | No. Referrals | % of Ref... | No. Referrals | % of Ref... | No. Referrals | % of Referrals | No. Referrals | % of Referrals | No. Referrals | % of Referrals | | |
| Southwark CAM... | | | | | | | | | | | | | | | | |
| Accepted | 233 | 69.14% | 226 | 80.71% | 306 | 84.30% | 283 | 81.09% | 157 | 83.07% | 243 | 81.00% | 74 | 86.05% | | |
| Rejected | 104 | 30.86% | 54 | 19.29% | 57 | 15.70% | 66 | 18.91% | 32 | 16.93% | 57 | 19.00% | 12 | 13.95% | | |

| FYYear | 2019/20 | | | | | | | | 2020/21 | | | | | |
|--|---------------|-------------|---------------|-------------|---------------|-------------|---------------|-------------|---------------|----------------|---------------|----------------|---------------|----------------|
| FYQuarter | Q1 | | Q2 | | Q3 | | Q4 | | Q1 | | Q2 | | Q3 | |
| SubServiceLine | No. Referrals | % of Ref... | No. Referrals | % of Ref... | No. Referrals | % of Ref... | No. Referrals | % of Ref... | No. Referrals | % of Referrals | No. Referrals | % of Referrals | No. Referrals | % of Referrals |
| CAMHS National & Spec Outpatients | | | | | | | | | | | | | | |
| Accepted | 85 | 89.47% | 85 | 88.54% | 96 | 88.07% | 93 | 84.55% | 59 | 81.94% | 74 | 80.43% | 23 | 65.71% |
| Rejected | 10 | 10.53% | 11 | 11.46% | 13 | 11.93% | 17 | 15.45% | 13 | 18.06% | 18 | 19.57% | 12 | 34.29% |

This report shows the acceptance rate where the referral has been triaged and the decision taken to accept or reject the patient referral. It excludes referrals which are still waiting for the triage process to be completed and a decision made to accept or reject. Note: caution should be exercised when comparing between services as the different boroughs have varying levels of tier 2 provision which affects the acceptance rate. Increasing CWP provision is contributing to an increased acceptance rate.

Referrals received by service by referral received month

Ethnicity percentage Referrals Received by Month - New referrals only

| FYYear | 2019/20 | | | | | 2020/21 | | | | | | |
|----------------|---------|--------|--------|--------|--------|---------|--------|--------|--------|--------|--------|--------|
| SubServiceLine | 08 | 09 | 10 | 11 | 12 | 01 | 02 | 03 | 04 | 05 | 06 | 07 |
| Croydon CAMHS | | | | | | | | | | | | |
| BMAE | 48.94% | 52.50% | 33.33% | 62.96% | 31.03% | 80.77% | 46.67% | 32.56% | 56.25% | 56.25% | 50.98% | 47.37% |
| Not stated | | | | 3.70% | 3.45% | | | | | | 3.92% | 10.53% |
| White | 51.06% | 47.50% | 66.67% | 33.33% | 65.52% | 19.23% | 53.33% | 67.44% | 43.75% | 43.75% | 45.10% | 42.11% |

Referrals Received by Month - New referrals only

| FYYear | 2019/20 | | | | | 2020/21 | | | | | | |
|----------------|---------|----|----|----|----|---------|----|----|----|----|----|----|
| SubServiceLine | 08 | 09 | 10 | 11 | 12 | 01 | 02 | 03 | 04 | 05 | 06 | 07 |
| Croydon CAMHS | | | | | | | | | | | | |
| BMAE | 23 | 21 | 17 | 17 | 9 | 21 | 7 | 14 | 18 | 9 | 26 | 9 |
| Not stated | | | | 1 | 1 | | | | | | 2 | 2 |
| White | 24 | 19 | 34 | 9 | 19 | 5 | 8 | 29 | 14 | 7 | 23 | 8 |

Ethnicity percentage Referrals Received by Month - New referrals only

| FYYear | 2019/20 | | | | | 2020/21 | | | | | | |
|----------------|---------|--------|--------|--------|--------|---------|--------|--------|--------|--------|--------|--------|
| SubServiceLine | 08 | 09 | 10 | 11 | 12 | 01 | 02 | 03 | 04 | 05 | 06 | 07 |
| Lambeth CAM... | | | | | | | | | | | | |
| BMAE | 57.97% | 50.00% | 65.96% | 80.95% | 67.50% | 36.84% | 63.16% | 80.00% | 82.35% | 94.74% | 51.28% | 66.67% |
| Not stated | | 4.35% | 6.38% | | | | | | 2.94% | | 7.69% | |
| White | 42.03% | 45.65% | 27.66% | 19.05% | 32.50% | 63.16% | 36.84% | 20.00% | 14.71% | 5.26% | 41.03% | 33.33% |

Referrals Received by Month - New referrals only

| FYYear | 2019/20 | | | | | 2020/21 | | | | | | |
|----------------|---------|----|----|----|----|---------|----|----|----|----|----|----|
| SubServiceLine | 08 | 09 | 10 | 11 | 12 | 01 | 02 | 03 | 04 | 05 | 06 | 07 |
| Lambeth CAMHS | | | | | | | | | | | | |
| BMAE | 40 | 23 | 31 | 17 | 27 | 7 | 12 | 28 | 28 | 18 | 20 | 6 |
| Not stated | | 2 | 3 | | | | | | 1 | | 3 | |
| White | 29 | 21 | 13 | 4 | 13 | 12 | 7 | 7 | 5 | 1 | 16 | 3 |

This report shows all new referrals received by service. Referrals are only included if they have been accepted and the patient has attended Two Contacts (Face to Face, Phone or video) appointment. This excludes all accepted referrals where the patient is waiting for their second contact appointment or Ethnicity is missing or invalid. Ethnicity completion rates are shown separately.

Referrals Accepted by Ethnicity who have also attended two contacts

ReferralDate

Last

12

Months (Cal...

01/11/2019 - 31/10/2020

Data Extract date
02/11/2020 23:50:39

Referrals received by service by referral received month

Ethnicity percentage Referrals Received by Month - New referrals only

| FYYear | 2019/20 | | | | | 2020/21 | | | | | | |
|----------------|---------|--------|--------|--------|--------|---------|--------|--------|--------|--------|--------|--------|
| SubServiceLine | 08 | 09 | 10 | 11 | 12 | 01 | 02 | 03 | 04 | 05 | 06 | 07 |
| Lewisham CAMHS | | | | | | | | | | | | |
| BMAE | 43.18% | 36.36% | 52.78% | 41.25% | 55.56% | 66.67% | 44.12% | 48.78% | 48.08% | 50.00% | 46.67% | 43.48% |
| Not stated | 7.95% | 6.82% | 1.39% | 1.25% | 11.11% | | 8.82% | 2.44% | 3.85% | | 11.11% | 4.35% |
| White | 48.86% | 56.82% | 45.83% | 57.50% | 33.33% | 33.33% | 47.06% | 48.78% | 48.08% | 50.00% | 42.22% | 52.17% |

Referrals Received by Month - New referrals only

| FYYear | 2019/20 | | | | | 2020/21 | | | | | | |
|----------------|---------|----|----|----|----|---------|----|----|----|----|----|----|
| SubServiceLine | 08 | 09 | 10 | 11 | 12 | 01 | 02 | 03 | 04 | 05 | 06 | 07 |
| Lewisham CAMHS | | | | | | | | | | | | |
| BMAE | 38 | 16 | 38 | 33 | 30 | 18 | 15 | 20 | 25 | 12 | 21 | 10 |
| Not stated | 7 | 3 | 1 | 1 | 6 | | 3 | 1 | 2 | | 5 | 1 |
| White | 43 | 25 | 33 | 46 | 18 | 9 | 16 | 20 | 25 | 12 | 19 | 12 |

Ethnicity percentage Referrals Received by Month - New referrals only

| FYYear | 2019/20 | | | | | 2020/21 | | | | | | |
|-----------------|---------|--------|--------|--------|--------|---------|--------|--------|--------|--------|--------|--------|
| SubServiceLine | 08 | 09 | 10 | 11 | 12 | 01 | 02 | 03 | 04 | 05 | 06 | 07 |
| Southwark CAMHS | | | | | | | | | | | | |
| BMAE | 49.46% | 41.79% | 52.44% | 48.19% | 56.34% | 47.06% | 53.70% | 51.79% | 55.56% | 55.56% | 45.65% | 39.13% |
| Not stated | 8.60% | 5.97% | 7.32% | 2.41% | 7.04% | 23.53% | 3.70% | 3.57% | 7.41% | 11.11% | 8.70% | 26.09% |
| White | 41.94% | 52.24% | 40.24% | 49.40% | 36.62% | 29.41% | 42.59% | 44.64% | 37.04% | 33.33% | 45.65% | 34.78% |

Referrals Received by Month - New referrals only

| FYYear | 2019/20 | | | | | 2020/21 | | | | | | |
|-----------------|---------|----|----|----|----|---------|----|----|----|----|----|----|
| SubServiceLine | 08 | 09 | 10 | 11 | 12 | 01 | 02 | 03 | 04 | 05 | 06 | 07 |
| Southwark CAMHS | | | | | | | | | | | | |
| BMAE | 46 | 28 | 43 | 40 | 40 | 8 | 29 | 29 | 30 | 15 | 21 | 9 |
| Not stated | 8 | 4 | 6 | 2 | 5 | 4 | 2 | 2 | 4 | 3 | 4 | 6 |
| White | 39 | 35 | 33 | 41 | 26 | 5 | 23 | 25 | 20 | 9 | 21 | 8 |

This report shows all new referrals received by service. Referrals are only included if they have been accepted and the patient has attended Two Contacts (Face to Face, Phone or video) appointment. This excludes all accepted referrals where the patient is waiting for their second contact appointment or Ethnicity is missing or invalid. Ethnicity completion rates are shown separately.

Referrals Accepted by Ethnicity who have also attended a second contact

ReferralDate

Last

12

Months (Cal...)

Data Extract date

02/11/2020 23:50:39

01/11/2019 - 31/10/2020

Referrals received by service by referral received month

Ethnicity completion Target - 95% Completed with a valid code

% Ethnicity completion Rate of Referrals Received by Month

| FYYear | 2019/20 | | | | | 2020/21 | | | | | | | |
|------------------------|---------|--------|--------|---------|--------|---------|---------|--------|---------|---------|--------|---------|--|
| SubServiceLine | 08 | 09 | 10 | 11 | 12 | 01 | 02 | 03 | 04 | 05 | 06 | 07 | |
| Croydon CAMHS | | | | | | | | | | | | | |
| Completed | 70.15% | 61.54% | 77.27% | 61.36% | 64.44% | 89.66% | 60.00% | 76.79% | 62.75% | 72.73% | 83.61% | 55.88% | |
| Missing | 29.85% | 38.46% | 22.73% | 38.64% | 35.56% | 10.34% | 40.00% | 23.21% | 37.25% | 27.27% | 16.39% | 44.12% | |
| Lambeth CAMHS | | | | | | | | | | | | | |
| Completed | 87.34% | 85.19% | 95.92% | 80.77% | 83.33% | 82.61% | 95.00% | 92.11% | 69.39% | 76.00% | 82.98% | 100.00% | |
| Missing | 12.66% | 14.81% | 4.08% | 19.23% | 16.67% | 17.39% | 5.00% | 7.89% | 30.61% | 24.00% | 17.02% | | |
| Lewisham CAMHS | | | | | | | | | | | | | |
| Completed | 98.41% | 86.49% | 88.68% | 100.00% | 94.12% | 80.77% | 100.00% | 94.44% | 100.00% | 100.00% | 89.13% | 83.33% | |
| Missing | 1.59% | 13.51% | 11.32% | | 5.88% | 19.23% | | 5.56% | | | 10.87% | 16.67% | |
| Southwark CAMHS | | | | | | | | | | | | | |
| Completed | 92.06% | 89.58% | 86.21% | 98.55% | 92.19% | 86.67% | 88.68% | 90.91% | 78.18% | 80.00% | 71.93% | 71.88% | |
| Missing | 7.94% | 10.42% | 13.79% | 1.45% | 7.81% | 13.33% | 11.32% | 9.09% | 21.82% | 20.00% | 28.07% | 28.13% | |

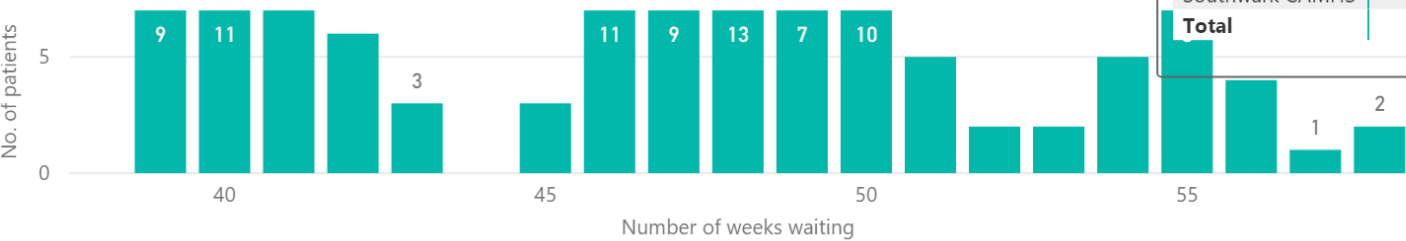
Ethnicity Completion Rate of Referrals Received by Month - Number of Patients

| FYYear | 2019/20 | | | | | 2020/21 | | | | | | | |
|-------------------------|---------|----|----|----|----|---------|----|----|----|----|----|----|--|
| SubServiceLine | 08 | 09 | 10 | 11 | 12 | 01 | 02 | 03 | 04 | 05 | 06 | 07 | |
| Croydon CAMHS | | | | | | | | | | | | | |
| Completed | 47 | 40 | 51 | 27 | 29 | 26 | 15 | 43 | 32 | 16 | 51 | 19 | |
| Missing | 20 | 25 | 15 | 17 | 16 | 3 | 10 | 13 | 19 | 6 | 10 | 15 | |
| Lambeth CAMHS | | | | | | | | | | | | | |
| Completed | 69 | 46 | 47 | 21 | 40 | 19 | 19 | 35 | 34 | 19 | 39 | 9 | |
| Missing | 10 | 8 | 2 | 5 | 8 | 4 | 1 | 3 | 15 | 6 | 8 | | |
| Lewisham CAMHS | | | | | | | | | | | | | |
| Completed | 62 | 32 | 47 | 55 | 32 | 21 | 21 | 34 | 44 | 17 | 41 | 20 | |
| Missing | 1 | 5 | 6 | | 2 | 5 | | 2 | | | 5 | 4 | |
| Southwark CAM... | | | | | | | | | | | | | |
| Completed | 58 | 43 | 50 | 68 | 59 | 13 | 47 | 50 | 43 | 24 | 41 | 23 | |
| Missing | 5 | 5 | 8 | 1 | 5 | 2 | 6 | 5 | 12 | 6 | 16 | 9 | |

This report shows ethnicity recording for all new referrals received by the service. Referrals are only included if they have been accepted and **the patient has attended a Second Contact (Face to Face, Phone or video) appointment**. This excludes all accepted referrals where the patient is waiting for their second contact appointment. Missing will also include invalid entries.

Patient Waiting reports - Patients waiting to attend their first Contact

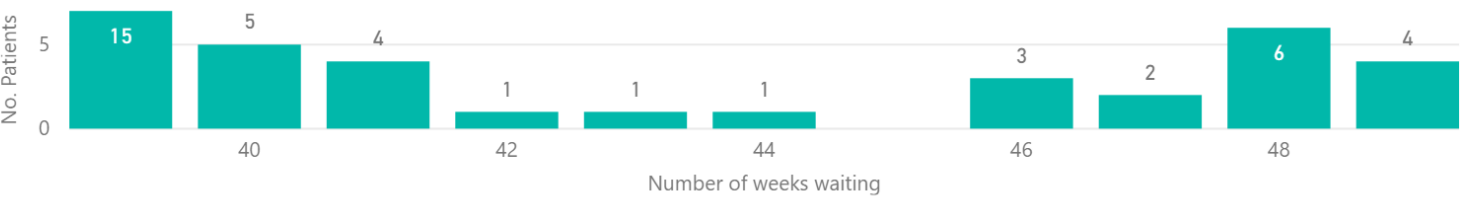
Croydon Waiting profile for 39+ weeks



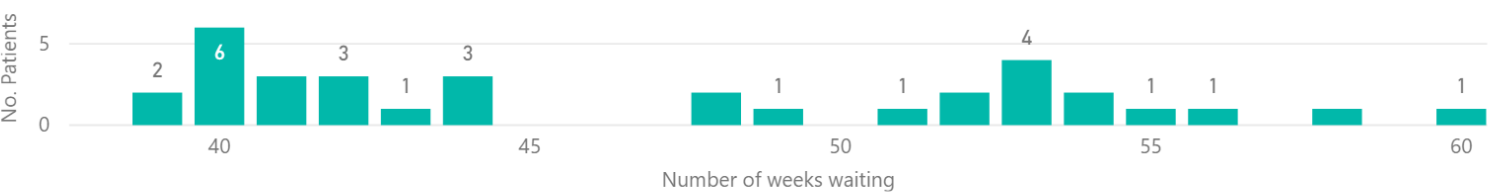
Lambeth Waiting profile for 39+ weeks



Lewisham Waiting profile for 39+ weeks



Southwark Waiting profile for 39+ weeks



Summary report of all patients waiting to attend their first contact

| SubServiceLine | a. 0-4 weeks | b. 5-11 weeks | c. 12-18 weeks | d. 19-38 weeks | e. 39-51 weeks | e. 52+ weeks | Total |
|-----------------|--------------|---------------|----------------|----------------|----------------|--------------|-------|
| Croydon CAMHS | 38 | 62 | 48 | 115 | 94 | 24 | 381 |
| Lambeth CAMHS | 60 | 69 | 62 | 99 | 92 | 6 | 388 |
| Lewisham CAMHS | 37 | 33 | 28 | 83 | 41 | | 222 |
| Southwark CAMHS | 51 | 40 | 40 | 45 | 22 | 12 | 210 |
| Total | 186 | 204 | 178 | 342 | 249 | 42 | 1201 |

This is a snapshot report taken on the date shown below. These are patients who have a GP who is in one of the 4 boroughs or the new South East London or South West London CCG areas.

This reports the numbers of patients who are currently waiting for 39+ weeks to attend their first contact (Face to Face, Phone or Video link)

The waiting time is the number of weeks between the Referral received date and the snapshot extract date shown below.

02/11/2020 23:50:39

Average time waited for First Contact (Assessment) by patients seen in the last 12 months

Data Extract date

02/11/2020 23:50:39

FirstContact

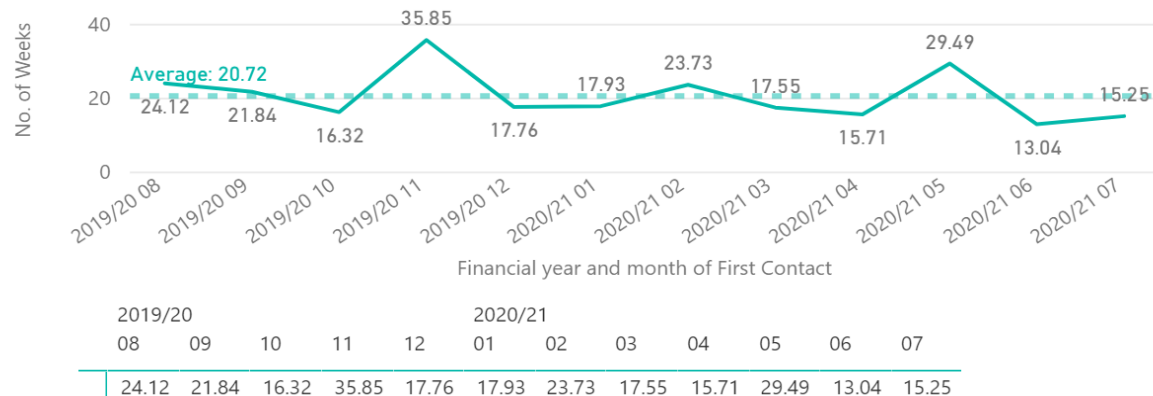
Last

12

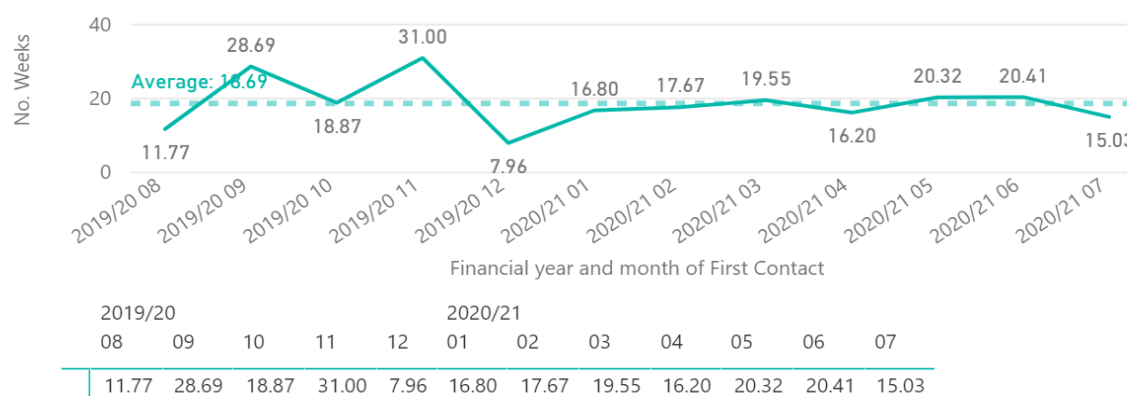
Months (Calendar)

01/11/2019 - 31/10/2020

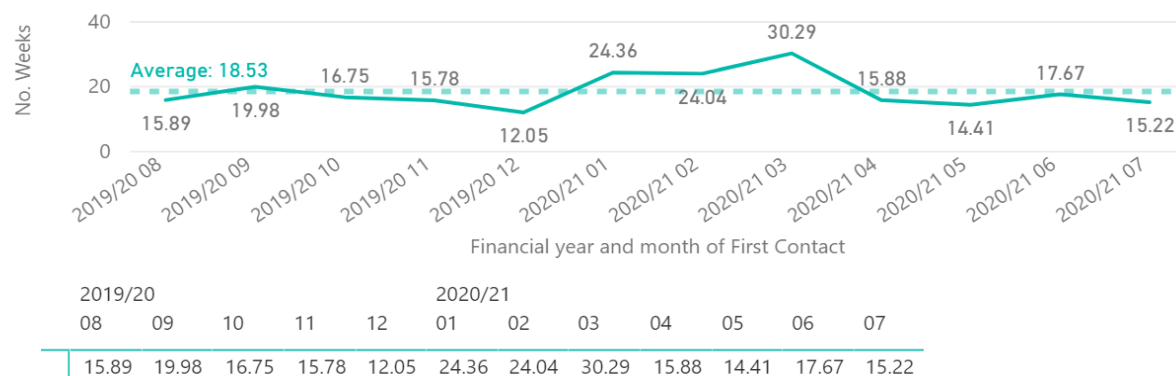
Croydon - Average of Wait weeks for first Contact



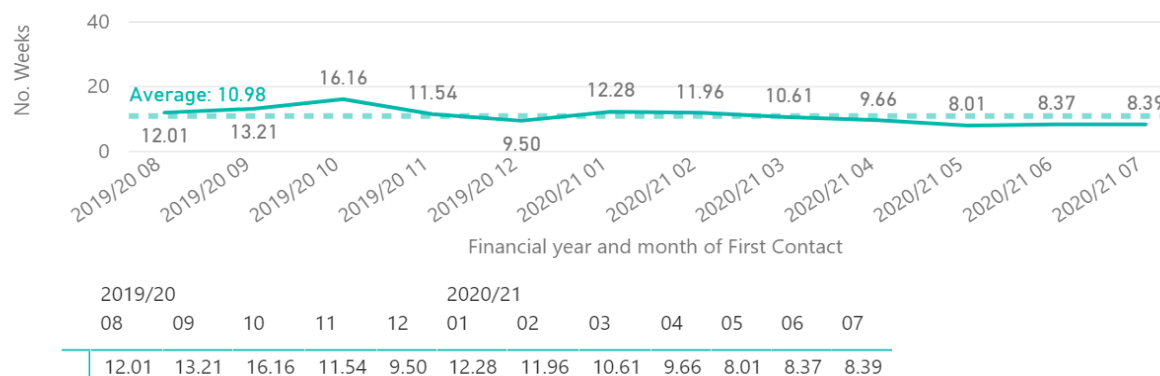
Lewisham - Average of Wait weeks for first Contact



Lambeth - Average of Wait weeks for first Contact



Southwark - Average of Wait weeks for first Contact



For patients who have attended a first contact with the service (Face to Face, Phone or video), this report shows the time in weeks that the patient waited from the referral received date to their first contact which they attended with the service . This is a proxy measure for the waiting time to Assessment. The report is by the CAMHS Service within the Trust not referring CCG.

Average time waited for Second Contact (Treatment) by patients seen in the last 12 Months

Data Extract date
02/11/2020 23:50:39

SecondContact

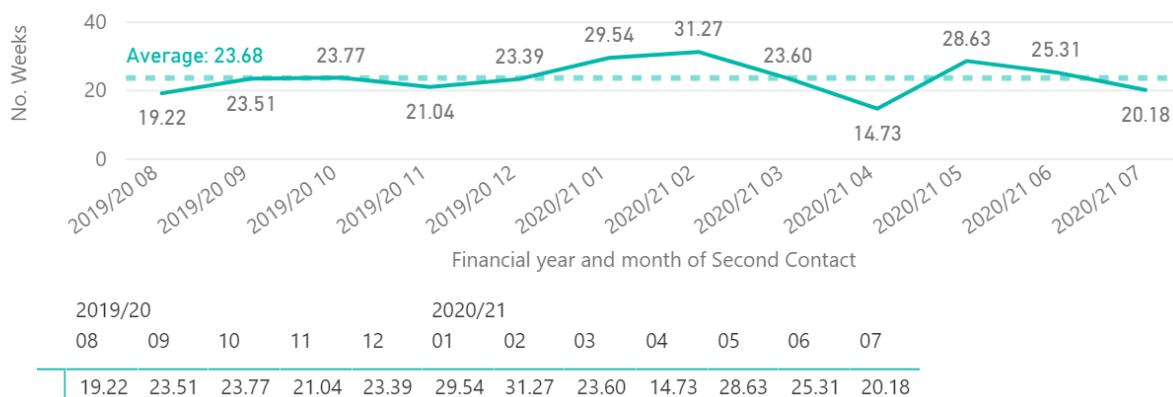
Last ▾

12

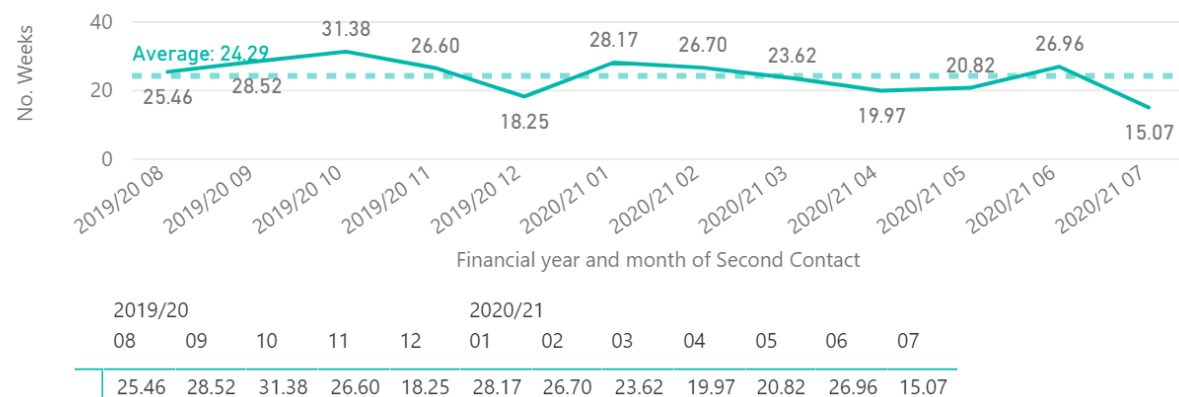
Months (Ca... ▾

📅 01/11/2019 - 31/10/2020

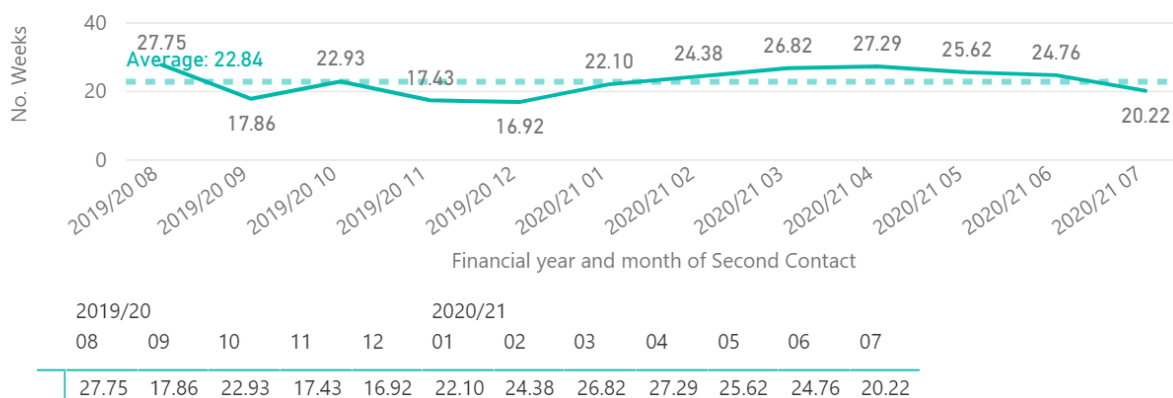
Croydon - Average of Wait weeks for 2nd contact



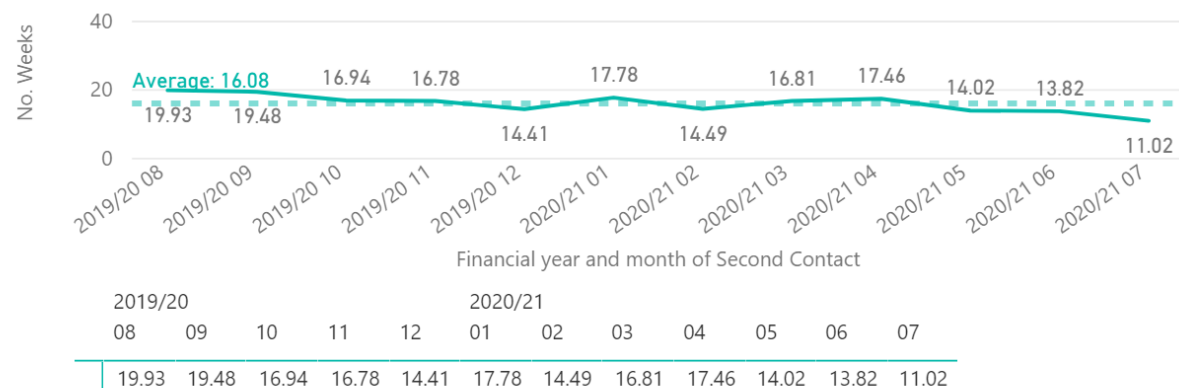
Lewisham - Average of Wait weeks for 2nd Contact



Lambeth - Average of Wait weeks for 2nd Contact



Southwark - Average of Wait weeks for 2nd Contact



For patients who have attended their second contact (Face to face, Phone or Video) , this report shows the time in weeks that the patient waited from the referral received date to their second face to face contact. This is a proxy measure for the waiting time to first treatment. The report is by the Service within the Trust not referring CCG.

Current Caseload by Service and Patients CCG

Patients currently on the Caseload

| CAMHS Service | NHS CROYDON CCG | NHS LAMBETH CCG | NHS LEWISHAM CCG | NHS SOUTH EAST LONDON CCG | NHS SOUTH WEST LONDON CCG | NHS SOUTHWARK CCG | Total |
|-----------------------------------|-----------------|-----------------|------------------|---------------------------|---------------------------|-------------------|-------------|
| CAMHS National & Spec Outpatients | 133 | 219 | 166 | 7 | | 191 | 716 |
| Croydon CAMHS | 1906 | 8 | 5 | | 3 | 9 | 1931 |
| Lambeth CAMHS | 18 | 1602 | 8 | | 1 | 4 | 1633 |
| Lewisham CAMHS | 4 | 2 | 1755 | 1 | | 8 | 1770 |
| Southwark CAMHS | 19 | 25 | 28 | 23 | | 1708 | 1803 |
| Total | 2080 | 1856 | 1962 | 31 | 4 | 1920 | 7853 |

Average Weeks open to the Service

| CURRENT GP PRACTICE CCG NAME | Count of Patients | Average Weeks open to service |
|------------------------------|-------------------|-------------------------------|
| NHS SOUTHWARK CCG | 1920 | 78.87 |
| NHS LEWISHAM CCG | 1962 | 67.08 |
| NHS CROYDON CCG | 2080 | 56.45 |
| NHS LAMBETH CCG | 1856 | 54.21 |
| NHS SOUTH WEST LONDON CCG | 4 | 35.00 |
| NHS SOUTH EAST LONDON CCG | 31 | 24.32 |
| Total | 7853 | 63.92 |

Caseload by Age

| CURRENT GP PRACTICE CCG NAME | a. 0-4 yrs | b. 5-9 yrs | c. 10-14 yrs | d. 15-18 yrs | e. 19-25 yrs | f. DQ ungrouped | Total |
|------------------------------|------------|-------------|--------------|--------------|--------------|-----------------|-------------|
| NHS CROYDON CCG | 4 | 479 | 854 | 718 | 6 | 19 | 2080 |
| NHS LAMBETH CCG | 24 | 267 | 774 | 770 | 11 | 10 | 1856 |
| NHS LEWISHAM CCG | 1 | 418 | 811 | 713 | 13 | 6 | 1962 |
| NHS SOUTH EAST LONDON CCG | 1 | 5 | 17 | 8 | | | 31 |
| NHS SOUTH WEST LONDON CCG | | 1 | | 3 | | | 4 |
| NHS SOUTHWARK CCG | 13 | 352 | 871 | 660 | 14 | 10 | 1920 |
| Total | 43 | 1522 | 3327 | 2872 | 44 | 45 | 7853 |

Caseload by Gender

| CURRENT GP PRACTICE CCG NAME | Female | Male | Not Known | Not Specified | Other | Total |
|------------------------------|-------------|-------------|-----------|---------------|-----------|-------------|
| NHS CROYDON CCG | 837 | 1236 | 1 | 3 | 3 | 2080 |
| NHS LAMBETH CCG | 849 | 1001 | 1 | 1 | 4 | 1856 |
| NHS LEWISHAM CCG | 817 | 1141 | | 1 | 3 | 1962 |
| NHS SOUTH EAST LONDON CCG | 19 | 12 | | | | 31 |
| NHS SOUTH WEST LONDON CCG | 2 | 2 | | | | 4 |
| NHS SOUTHWARK CCG | 862 | 1052 | | 1 | 5 | 1920 |
| Total | 3386 | 4444 | 2 | 6 | 15 | 7853 |

Caseload by Ethnicity

| Ethnicity16ID (groups) | Asian or Asian British | | Black or Black British | | Mixed Background | | No Valid ethnicity (Other) | | Not stated | | Other Ethnic Groups | | White | | Number of Patients with No Ethnicity recorded |
|------------------------------|------------------------|-------|------------------------|--------|------------------|---------|----------------------------|-------|-----------------|-------|---------------------|-------|-----------------|--------|---|
| CURRENT GP PRACTICE CCG NAME | No. of Patients | %age | No. of Patients | %age | No. of Patients | %age | No. of Patients | %age | No. of Patients | %age | No. of Patients | %age | No. of Patients | %age | |
| NHS CROYDON CCG | 72 | 6.24% | 204 | 17.68% | 144 | 12.48% | 24 | 2.08% | 31 | 2.69% | 21 | 1.82% | 658 | 57.02% | 264 |
| NHS LAMBETH CCG | 29 | 2.43% | 383 | 32.08% | 178 | 14.91% | 3 | 0.25% | 22 | 1.84% | 89 | 7.45% | 490 | 41.04% | 114 |
| NHS LEWISHAM CCG | 38 | 2.55% | 381 | 25.54% | 225 | 15.08% | 17 | 1.14% | 46 | 3.08% | 33 | 2.21% | 752 | 50.40% | 18 |
| NHS SOUTH EAST LONDON CCG | | | 3 | 18.75% | 3 | 18.75% | | | | | 1 | 6.25% | 9 | 56.25% | 1 |
| NHS SOUTH WEST LONDON CCG | | | | | 2 | 100.00% | | | | | | | | | 2 |
| NHS SOUTHWARK CCG | 39 | 2.74% | 333 | 23.42% | 132 | 9.28% | 21 | 1.48% | 117 | 8.23% | 77 | 5.41% | 703 | 49.44% | 93 |

This is a snapshot of patients on the caseload who have been accepted for assessment and treatment. This snapshot was taken on: 02/11/2020 23:50:39

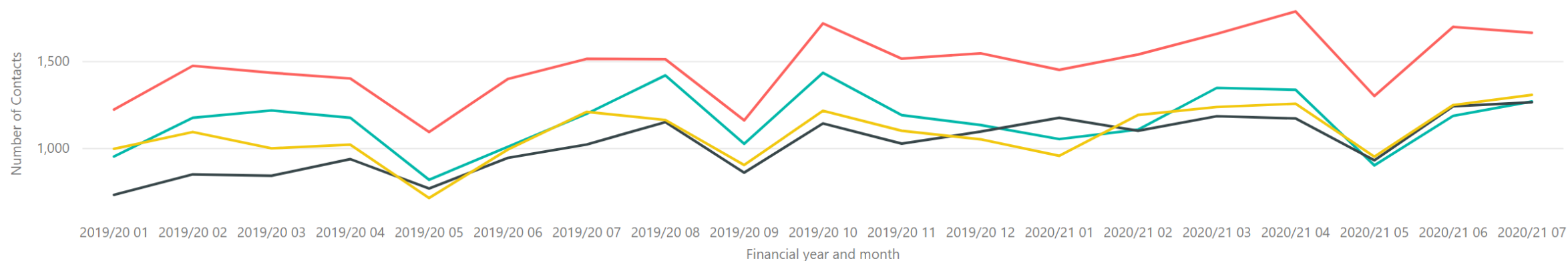
Contacts Attended (Face to Face, Video and Phone)

Data Extract date

02/11/2020 23:50:39

Face to Face, Video and Phone Contacts attended by financial year and month

SubServiceLine ● Croydon CAMHS ● Lambeth CAMHS ● Lewisham CAMHS ● Southwark CAMHS



| FYYear | 2019/20 | | | | | | | | | | | | 2020/21 | | | | | | | | Total | |
|-----------------|-------------|-------------|-------------|-------------|-------------|-------------|-------------|-------------|-------------|-------------|-------------|-------------|--------------|-------------|-------------|-------------|-------------|-------------|-------------|-------------|--------------|--------------|
| SubServiceLine | 01 | 02 | 03 | 04 | 05 | 06 | 07 | 08 | 09 | 10 | 11 | 12 | Total | 01 | 02 | 03 | 04 | 05 | 06 | 07 | Total | Total |
| Croydon CAMHS | 954 | 1177 | 1219 | 1177 | 820 | 1010 | 1200 | 1421 | 1027 | 1436 | 1192 | 1135 | 13768 | 1054 | 1109 | 1349 | 1338 | 903 | 1188 | 1271 | 8212 | 21980 |
| Lambeth CAMHS | 733 | 851 | 843 | 939 | 770 | 946 | 1023 | 1152 | 861 | 1144 | 1028 | 1097 | 11387 | 1177 | 1102 | 1186 | 1173 | 932 | 1243 | 1266 | 8079 | 19466 |
| Lewisham CAMHS | 998 | 1095 | 1001 | 1022 | 715 | 994 | 1211 | 1164 | 905 | 1217 | 1102 | 1053 | 12477 | 958 | 1193 | 1239 | 1258 | 953 | 1250 | 1309 | 8160 | 20637 |
| Southwark CAMHS | 1224 | 1476 | 1436 | 1403 | 1095 | 1400 | 1516 | 1514 | 1162 | 1720 | 1517 | 1548 | 17011 | 1453 | 1541 | 1660 | 1789 | 1302 | 1700 | 1666 | 11111 | 28122 |
| Total | 3909 | 4599 | 4499 | 4541 | 3400 | 4350 | 4950 | 5251 | 3955 | 5517 | 4839 | 4833 | 54643 | 4642 | 4945 | 5434 | 5558 | 4090 | 5381 | 5512 | 35562 | 90205 |

Outcome analysis of contacts booked (Face to Face, Video and Phone) - Croydon, Lambeth and Lewisham

Data Extract date

02/11/2020 23:50:39

| FYYear | 2019/20 | | | | | | | | | | | | 2020/21 | | | | | | |
|--------------------------|---------|--------|--------|--------|--------|--------|--------|--------|--------|--------|--------|--------|---------|--------|--------|--------|--------|--------|--------|
| SubServiceLine | 01 | 02 | 03 | 04 | 05 | 06 | 07 | 08 | 09 | 10 | 11 | 12 | 01 | 02 | 03 | 04 | 05 | 06 | 07 |
| Croydon CAMHS | | | | | | | | | | | | | | | | | | | |
| Attended | 78.45% | 77.13% | 81.95% | 77.14% | 73.54% | 77.86% | 75.28% | 78.30% | 74.64% | 77.26% | 78.40% | 71.24% | 81.03% | 83.37% | 86.45% | 83.80% | 81.51% | 85.16% | 84.58% |
| Cancelled by patient | 5.84% | 6.29% | 4.70% | 5.44% | 7.71% | 5.23% | 6.30% | 5.49% | 6.25% | 5.81% | 6.17% | 4.51% | 1.84% | 2.55% | 3.45% | 4.75% | 4.69% | 3.58% | 2.79% |
| Cancelled by Trust | 0.74% | 1.51% | 0.47% | 1.51% | 1.52% | 1.23% | 1.31% | 1.70% | 3.20% | 1.72% | 1.90% | 9.15% | 1.54% | 0.97% | 0.77% | 1.63% | 0.81% | 0.57% | 0.40% |
| DNA | 14.31% | 14.35% | 12.28% | 14.80% | 14.89% | 11.07% | 12.73% | 10.66% | 11.12% | 12.58% | 9.98% | 9.96% | 13.67% | 12.28% | 9.02% | 8.69% | 10.19% | 8.39% | 9.57% |
| Other - Patient not seen | 0.66% | 0.72% | 0.60% | 1.11% | 2.33% | 4.61% | 4.37% | 3.85% | 4.80% | 2.63% | 3.55% | 5.14% | 1.92% | 0.82% | 0.32% | 1.13% | 2.80% | 2.29% | 2.66% |

| FYYear | 2019/20 | | | | | | | | | | | | 2020/21 | | | | | | |
|--------------------------|---------|--------|--------|--------|--------|--------|--------|--------|--------|--------|--------|--------|---------|--------|--------|--------|--------|--------|--------|
| SubServiceLine | 01 | 02 | 03 | 04 | 05 | 06 | 07 | 08 | 09 | 10 | 11 | 12 | 01 | 02 | 03 | 04 | 05 | 06 | 07 |
| Lambeth CAMHS | | | | | | | | | | | | | | | | | | | |
| Attended | 72.07% | 74.98% | 74.73% | 73.76% | 74.90% | 76.79% | 74.95% | 77.21% | 75.07% | 79.94% | 76.20% | 74.12% | 81.34% | 80.44% | 77.42% | 80.79% | 79.86% | 81.40% | 77.34% |
| Cancelled by patient | 6.10% | 4.76% | 6.03% | 6.60% | 6.81% | 6.25% | 6.23% | 5.29% | 7.85% | 5.59% | 7.56% | 4.66% | 1.59% | 3.21% | 4.18% | 4.27% | 4.11% | 3.86% | 4.03% |
| Cancelled by Trust | 1.67% | 1.76% | 1.42% | 2.51% | 1.75% | 1.70% | 2.64% | 1.47% | 0.87% | 1.33% | 1.85% | 6.42% | 2.35% | 1.09% | 0.72% | 0.76% | 1.63% | 0.52% | 0.92% |
| DNA | 17.50% | 15.24% | 14.10% | 12.88% | 14.30% | 12.18% | 13.55% | 13.20% | 13.78% | 10.76% | 10.53% | 10.00% | 11.75% | 13.28% | 14.49% | 12.40% | 11.74% | 10.87% | 10.32% |
| Other - Patient not seen | 2.65% | 3.26% | 3.72% | 4.24% | 2.24% | 3.08% | 2.64% | 2.82% | 2.44% | 2.38% | 3.85% | 4.80% | 2.97% | 1.97% | 3.20% | 1.79% | 2.66% | 3.34% | 7.39% |

| FYYear | 2019/20 | | | | | | | | | | | | 2020/21 | | | | | | |
|--------------------------|---------|--------|--------|--------|--------|--------|--------|--------|--------|--------|--------|--------|---------|--------|--------|--------|--------|--------|--------|
| SubServiceLine | 01 | 02 | 03 | 04 | 05 | 06 | 07 | 08 | 09 | 10 | 11 | 12 | 01 | 02 | 03 | 04 | 05 | 06 | 07 |
| Lewisham CAMHS | | | | | | | | | | | | | | | | | | | |
| Attended | 78.13% | 76.87% | 77.23% | 73.15% | 74.56% | 77.93% | 77.10% | 75.52% | 73.52% | 74.57% | 73.08% | 72.92% | 84.43% | 79.51% | 80.94% | 81.54% | 78.24% | 82.40% | 81.89% |
| Cancelled by patient | 3.89% | 4.40% | 2.62% | 4.83% | 4.14% | 3.73% | 4.23% | 4.26% | 3.82% | 3.86% | 5.11% | 3.19% | 1.76% | 2.66% | 2.60% | 2.98% | 3.45% | 3.16% | 3.50% |
| Cancelled by Trust | 0.47% | 0.56% | 1.08% | 1.21% | 1.14% | 1.55% | 0.44% | 0.65% | 1.14% | 1.47% | 1.39% | 3.67% | 1.41% | 0.60% | 0.39% | 0.58% | 0.57% | 0.07% | 0.94% |
| DNA | 12.45% | 13.14% | 12.23% | 13.42% | 13.13% | 9.56% | 11.67% | 10.92% | 11.62% | 12.13% | 12.53% | 10.18% | 11.87% | 14.04% | 13.21% | 12.31% | 13.96% | 10.81% | 8.31% |
| Other - Patient not seen | 5.06% | 5.03% | 6.85% | 7.39% | 7.03% | 7.23% | 6.56% | 8.66% | 9.91% | 7.97% | 7.89% | 10.04% | 0.53% | 3.19% | 2.86% | 2.59% | 3.78% | 3.56% | 5.37% |

Outcome analysis of contacts booked (Face to Face, Video and Phone) - Southwark and N&S Outpatients

| FYYear | 2019/20 | | | | | | | | | | | | 2020/21 | | | | | | |
|--------------------------|---------|--------|--------|--------|--------|--------|--------|--------|--------|--------|--------|--------|---------|--------|--------|--------|--------|--------|--------|
| SubServiceLine | 01 | 02 | 03 | 04 | 05 | 06 | 07 | 08 | 09 | 10 | 11 | 12 | 01 | 02 | 03 | 04 | 05 | 06 | 07 |
| Southwark CAMHS | | | | | | | | | | | | | | | | | | | |
| Attended | 77.21% | 80.09% | 78.38% | 73.70% | 70.56% | 75.82% | 74.68% | 78.65% | 73.15% | 76.80% | 77.40% | 75.18% | 79.44% | 80.26% | 79.62% | 82.37% | 77.45% | 82.89% | 82.68% |
| Cancelled by patient | 7.41% | 7.19% | 7.82% | 9.20% | 11.55% | 8.17% | 9.27% | 6.81% | 8.72% | 6.90% | 7.81% | 5.73% | 3.01% | 4.38% | 5.08% | 4.51% | 6.60% | 4.00% | 5.06% |
| Cancelled by Trust | 1.51% | 1.61% | 1.20% | 1.61% | 0.83% | 1.89% | 1.47% | 1.29% | 2.51% | 1.51% | 1.12% | 4.86% | 1.59% | 0.36% | 1.06% | 0.37% | 1.19% | 0.49% | 0.60% |
| DNA | 11.68% | 9.39% | 10.59% | 14.19% | 14.69% | 11.03% | 10.94% | 9.70% | 11.17% | 10.33% | 10.05% | 12.29% | 13.89% | 11.56% | 11.51% | 10.45% | 12.67% | 9.85% | 8.88% |
| Other - Patient not seen | 2.20% | 1.72% | 2.01% | 1.30% | 2.37% | 3.08% | 3.63% | 3.56% | 4.45% | 4.45% | 3.62% | 1.94% | 2.08% | 3.44% | 2.73% | 2.30% | 2.08% | 2.78% | 2.78% |

| FYYear | 2019/20 | | | | | | | | | | | | 2020/21 | | | | | | |
|--|---------|--------|--------|--------|--------|--------|--------|--------|--------|--------|--------|--------|---------|--------|--------|--------|--------|--------|--------|
| SubServiceLine | 01 | 02 | 03 | 04 | 05 | 06 | 07 | 08 | 09 | 10 | 11 | 12 | 01 | 02 | 03 | 04 | 05 | 06 | 07 |
| CAMHS National & Spec Outpatients | | | | | | | | | | | | | | | | | | | |
| Attended | 87.48% | 87.07% | 89.53% | 88.16% | 88.78% | 90.75% | 89.63% | 90.50% | 89.83% | 90.71% | 89.87% | 88.92% | 88.09% | 88.23% | 87.77% | 88.41% | 88.87% | 90.53% | 89.37% |
| Cancelled by patient | 2.96% | 3.36% | 2.86% | 2.38% | 3.08% | 1.99% | 2.20% | 1.78% | 2.46% | 2.49% | 2.50% | 2.14% | 1.33% | 1.65% | 2.83% | 1.95% | 3.13% | 2.00% | 2.74% |
| Cancelled by Trust | 0.15% | 0.45% | 0.15% | 0.22% | 0.30% | 0.16% | 0.52% | 0.07% | 0.24% | 0.06% | 0.76% | 0.36% | 0.25% | 0.64% | 0.40% | | | 0.07% | 0.33% |
| DNA | 6.45% | 6.46% | 6.63% | 8.30% | 6.65% | 5.90% | 6.22% | 6.67% | 6.51% | 5.27% | 5.27% | 8.34% | 9.95% | 9.10% | 7.79% | 8.56% | 7.04% | 6.43% | 6.58% |
| Other - Patient not seen | 2.96% | 2.65% | 0.83% | 0.94% | 1.19% | 1.20% | 1.43% | 0.99% | 0.95% | 1.48% | 1.60% | 0.24% | 0.38% | 0.38% | 1.21% | 1.07% | 0.96% | 0.96% | 0.98% |

Patient discharges by CCG and by CAMHS Service

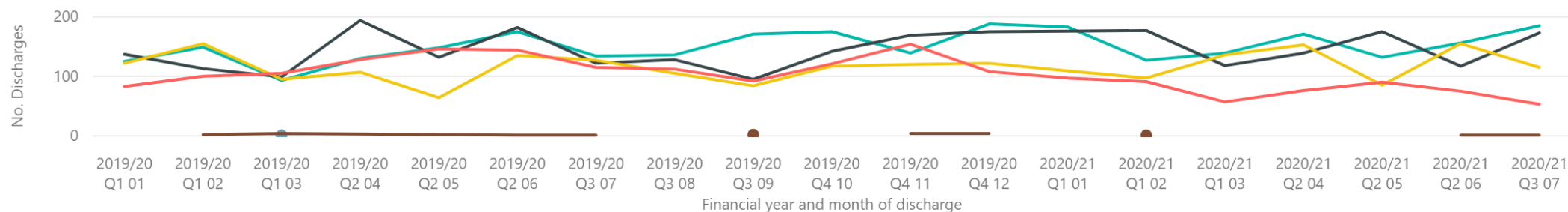
Dischargedate

01/04/2019

31/10/2020

Patient discharges by financial year and month , by patient CCG

CURRENTGPPRACTICECCGNAME NHS CROYDON CCG NHS LAMBETH CCG NHS LEWISHAM CCG NHS SOUTH EAST LONDON CCG NHS SOUTH WEST LONDON CCG NHS SOUTHWARK CCG



| FYYear | 2019/20 | | | | | | | | | | | | 2020/21 | | | | | | |
|---------------------------|------------|------------|------------|------------|------------|------------|------------|------------|------------|------------|------------|------------|------------|------------|------------|------------|------------|------------|------------|
| FYQuarter | Q1 | | | Q2 | | | Q3 | | | Q4 | | | Q1 | | | Q2 | | | Q3 |
| CURRENTGPPRACTICECCGNAME | 01 | 02 | 03 | 04 | 05 | 06 | 07 | 08 | 09 | 10 | 11 | 12 | 01 | 02 | 03 | 04 | 05 | 06 | 07 |
| NHS CROYDON CCG | 125 | 149 | 93 | 130 | 148 | 175 | 134 | 136 | 171 | 175 | 139 | 188 | 183 | 127 | 139 | 171 | 132 | 156 | 185 |
| NHS LAMBETH CCG | 137 | 113 | 99 | 194 | 132 | 182 | 122 | 128 | 95 | 142 | 169 | 175 | 176 | 177 | 118 | 139 | 175 | 117 | 173 |
| NHS LEWISHAM CCG | 122 | 155 | 95 | 107 | 64 | 135 | 127 | 105 | 84 | 117 | 120 | 122 | 109 | 97 | 136 | 153 | 85 | 155 | 115 |
| NHS SOUTH EAST LONDON CCG | | 2 | 4 | 3 | 2 | 1 | 1 | | 2 | | 4 | 4 | | 1 | | | | 1 | 1 |
| NHS SOUTH WEST LONDON CCG | | | 1 | | | | | | | | | | | | | | | | |
| NHS SOUTHWARK CCG | 83 | 100 | 105 | 128 | 146 | 144 | 115 | 112 | 92 | 121 | 154 | 108 | 97 | 91 | 57 | 76 | 90 | 75 | 53 |
| Total | 467 | 519 | 397 | 562 | 492 | 637 | 499 | 481 | 444 | 555 | 586 | 597 | 565 | 493 | 450 | 539 | 482 | 504 | 527 |

Discharges by CAMHS Service

| FYYear | 2019/20 | | | | | | | | | | | | 2020/21 | | | | | | |
|-----------------------------------|------------|------------|------------|------------|------------|------------|------------|------------|------------|------------|------------|------------|------------|------------|------------|------------|------------|------------|------------|
| FYQuarter | Q1 | | | Q2 | | | Q3 | | | Q4 | | | Q1 | | | Q2 | | | Q3 |
| SubServiceLine | 01 | 02 | 03 | 04 | 05 | 06 | 07 | 08 | 09 | 10 | 11 | 12 | 01 | 02 | 03 | 04 | 05 | 06 | 07 |
| CAMHS National & Spec Outpatients | 82 | 93 | 62 | 102 | 93 | 119 | 86 | 67 | 66 | 85 | 101 | 95 | 80 | 63 | 42 | 69 | 67 | 58 | 55 |
| Croydon CAMHS | 123 | 124 | 98 | 123 | 135 | 159 | 124 | 120 | 160 | 153 | 133 | 175 | 156 | 121 | 129 | 168 | 115 | 140 | 164 |
| Lambeth CAMHS | 100 | 89 | 80 | 132 | 99 | 139 | 95 | 108 | 73 | 127 | 138 | 140 | 154 | 156 | 108 | 119 | 146 | 98 | 156 |
| Lewisham CAMHS | 109 | 133 | 80 | 97 | 55 | 111 | 110 | 95 | 73 | 99 | 104 | 106 | 91 | 89 | 125 | 124 | 73 | 142 | 99 |
| Southwark CAMHS | 53 | 80 | 77 | 108 | 110 | 109 | 84 | 91 | 72 | 91 | 110 | 81 | 84 | 64 | 46 | 59 | 81 | 66 | 53 |
| Total | 467 | 519 | 397 | 562 | 492 | 637 | 499 | 481 | 444 | 555 | 586 | 597 | 565 | 493 | 450 | 539 | 482 | 504 | 527 |

Note: These are all discharges and included discharge before treatment completed and discharge against clinical advice.

CGAS Outcome measure summary by service for patient discharged from the team in the last 12 months

Part 1 - Clinician Reported Measures

EpisodeEndDate

Last

12

Months (Calendar)

01/11/2019 - 31/10/2020

Percentage of patients discharged in the last 12 months with a paired CGAS score

CQUIN Target is 40%

| SubServiceLine | Paired |
|-----------------------------------|--------|
| CAMHS National & Spec Outpatients | 33.84% |
| Croydon CAMHS | 10.68% |
| Lambeth CAMHS | 14.79% |
| Lewisham CAMHS | 11.31% |
| Southwark CAMHS | 17.98% |

Summary by Service of the Average scores on admission and discharge and the average change by the end of treatment

| SubServiceLine | Count of Discharges | Average on Admission | Average on Discharge | Average of Change at Discharge |
|-----------------------------------|---------------------|----------------------|----------------------|--------------------------------|
| CAMHS National & Spec Outpatients | 441 | 46.08 | 56.54 | 10.57 |
| Croydon CAMHS | 224 | 57.83 | 62.13 | 15.40 |
| Lambeth CAMHS | 221 | 59.25 | 66.72 | 7.47 |
| Lewisham CAMHS | 88 | 58.11 | 66.52 | 8.41 |
| Southwark CAMHS | 178 | 54.13 | 63.80 | 9.67 |
| Total | 1152 | 52.88 | 61.47 | 10.61 |

Note: These are only patients who had a CGAS score recorded at start and end of treatment. The table showing the percentage of patients with a paired measure shows that a large proportion of patients are not yet included in the reporting. Data quality work is currently in progress to address the low rate of recording

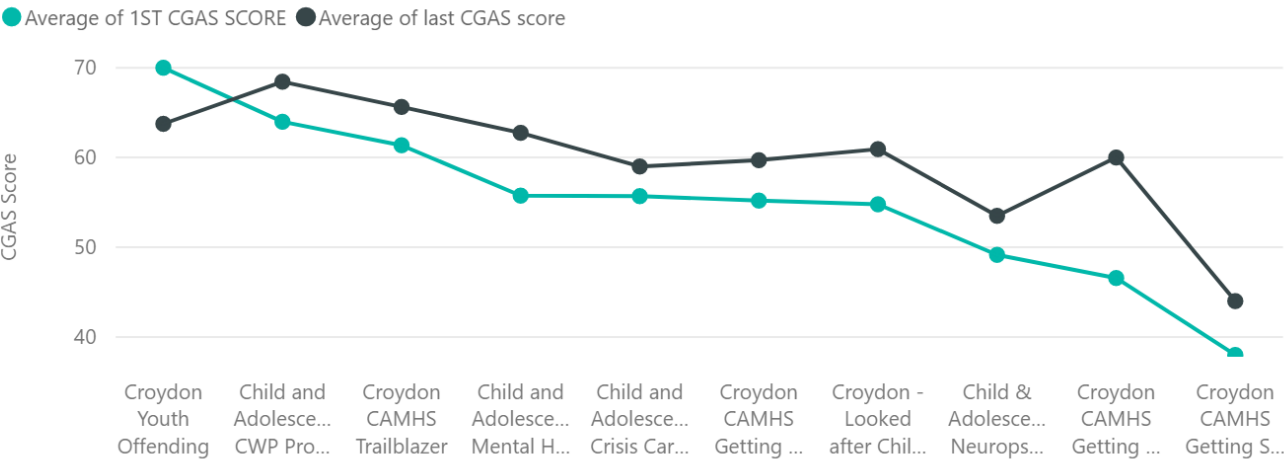
CGAS Scores by Teams for patient discharged from the team in the last 12 months

EpisodeEndDate

Last12Months (Calendar)

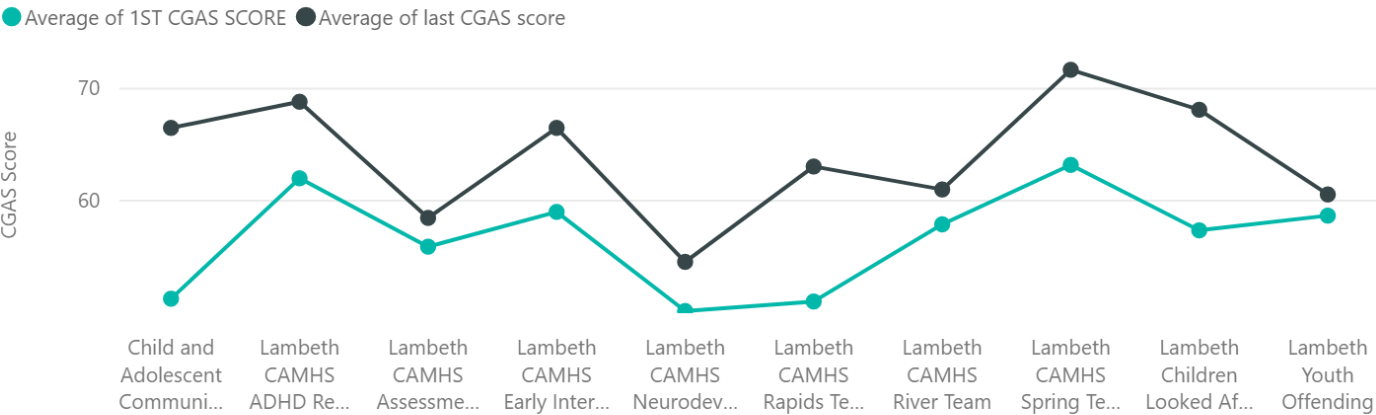
01/11/2019 - 31/10/2020

Croydon CAMHS - Average of 1ST CGAS SCORE and Average of last CGAS score for discharges in the last 12 months



| LocationName | Count of Discharges | Average on Admission | Average on Discharge |
|--|---------------------|----------------------|----------------------|
| Child & Adolescent Neuropsychiatry Service (Croydon) | 14 | 49.15 | 53.50 |
| Child and Adolescent Crisis Care Service (Croydon) | 36 | 55.69 | 59.00 |
| Child and Adolescent CWP Programme Croydon | 54 | 63.98 | 68.44 |
| Child and Adolescent Mental Health Service (Croydon) | 36 | 55.75 | 62.75 |
| Croydon - Looked after Children's Team | 14 | 54.79 | 60.93 |
| Croydon CAMHS Getting Help Team | 23 | 46.57 | 60.00 |
| Croydon CAMHS Getting More Help Team | 30 | 55.20 | 59.70 |
| Croydon CAMHS Getting Support with Risk Team | 2 | 38.00 | 44.00 |
| Croydon CAMHS Trailblazer | 11 | 61.36 | 65.64 |
| Croydon Youth Offending | 4 | 70.00 | 63.75 |
| Total | 224 | 57.83 | 62.13 |

Lambeth CAMHS - Average of 1ST CGAS SCORE and Average of last CGAS score for discharges in the last 12 months



| LocationName | Count of Discharges | Average on Admission | Average on Discharge |
|--|---------------------|----------------------|----------------------|
| Child and Adolescent Community Service Lambeth | 4 | 51.25 | 66.50 |
| Lambeth CAMHS ADHD Review Clinic | 18 | 62.00 | 68.83 |
| Lambeth CAMHS Assessment Clinic | 28 | 55.89 | 58.46 |
| Lambeth CAMHS Early Intervention | 2 | 59.00 | 66.50 |
| Lambeth CAMHS Neurodevelopmental Team | 13 | 50.15 | 54.54 |
| Lambeth CAMHS Rapids Team | 19 | 51.00 | 63.05 |
| Lambeth CAMHS River Team | 9 | 57.89 | 61.00 |
| Lambeth CAMHS Spring Team | 102 | 63.20 | 71.69 |
| Lambeth Children Looked After | 17 | 57.35 | 68.12 |
| Lambeth Youth Offending | 9 | 58.67 | 60.56 |
| Total | 221 | 59.25 | 66.72 |

Note: These are only patients who had a CGAS score recorded at start and end of treatment so it is only a subset of all discharges

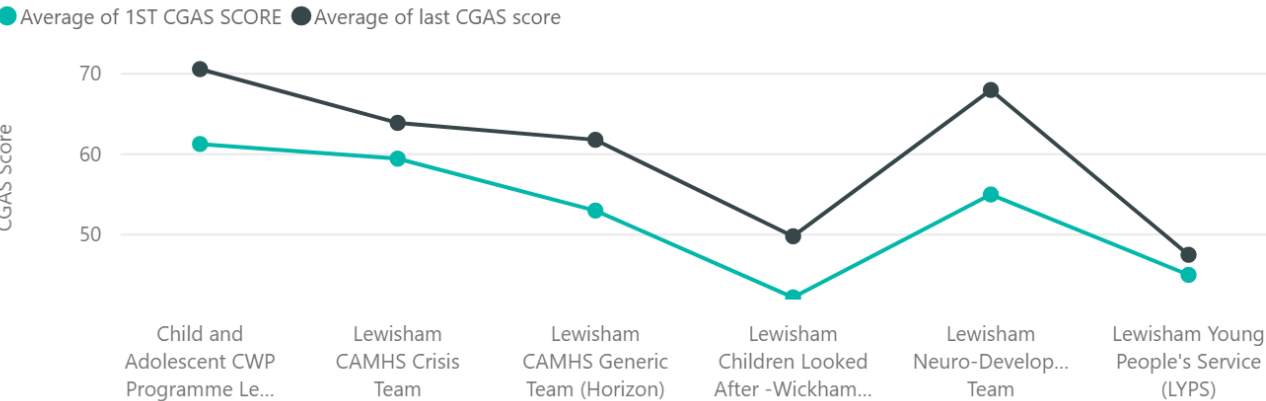
CGAS Scores by Teams for patient discharged from the team in the last 12 months

EpisodeEndDate

Last12Months (Calendar)

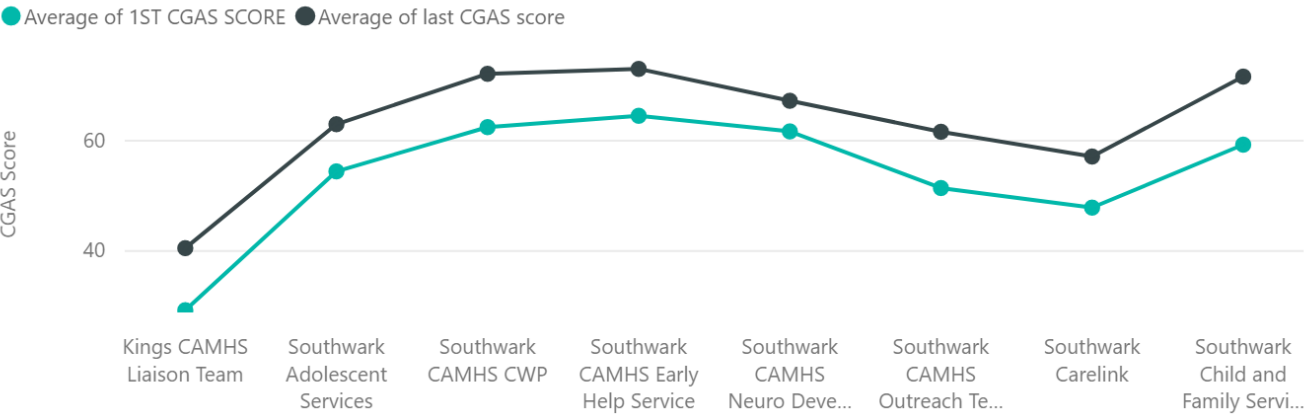
01/11/2019 - 31/10/2020

Lewisham CAMHS - Average of 1ST CGAS SCORE and Average of last CGAS score for discharges in the last 12 months



| LocationName | Count of Discharges | Average on Admission | Average on Discharge |
|---|---------------------|----------------------|----------------------|
| Child and Adolescent CWP Programme Lewisham | 54 | 61.28 | 70.59 |
| Lewisham CAMHS Crisis Team | 11 | 59.45 | 63.91 |
| Lewisham CAMHS Generic Team (Horizon) | 15 | 53.00 | 61.80 |
| Lewisham Children Looked After -Wickham Project | 5 | 42.20 | 49.80 |
| Lewisham Neuro-Developmental Team | 1 | 55.00 | 68.00 |
| Lewisham Young People's Service (LYPS) | 2 | 45.00 | 47.50 |
| Total | 88 | 58.11 | 66.52 |

Southwark CAMHS - Average of 1ST CGAS SCORE and Average of last CGAS score for discharges in the last 12 months



| LocationName | Count of Discharges | Average on Admission | Average on Discharge |
|-------------------------------------|---------------------|----------------------|----------------------|
| Kings CAMHS Liaison Team | 4 | 29.25 | 40.50 |
| Southwark Adolescent Services | 38 | 54.42 | 62.97 |
| Southwark CAMHS CWP | 9 | 62.44 | 72.11 |
| Southwark CAMHS Early Help Service | 12 | 64.50 | 73.00 |
| Southwark CAMHS Neuro Developmental | 9 | 61.67 | 67.22 |
| Southwark CAMHS Outreach Team | 15 | 51.40 | 61.60 |
| Southwark Carelink | 53 | 47.85 | 57.11 |
| Southwark Child and Family Service | 38 | 59.26 | 71.61 |
| Total | 178 | 54.13 | 63.80 |

Note: These are only patients who had a CGAS score recorded at start and end of treatment so it is only a subset of all discharges

LAC Referrals Received - reported by CAMHS Service delivering input

ReferralDate

01/04/2019

31/10/2020

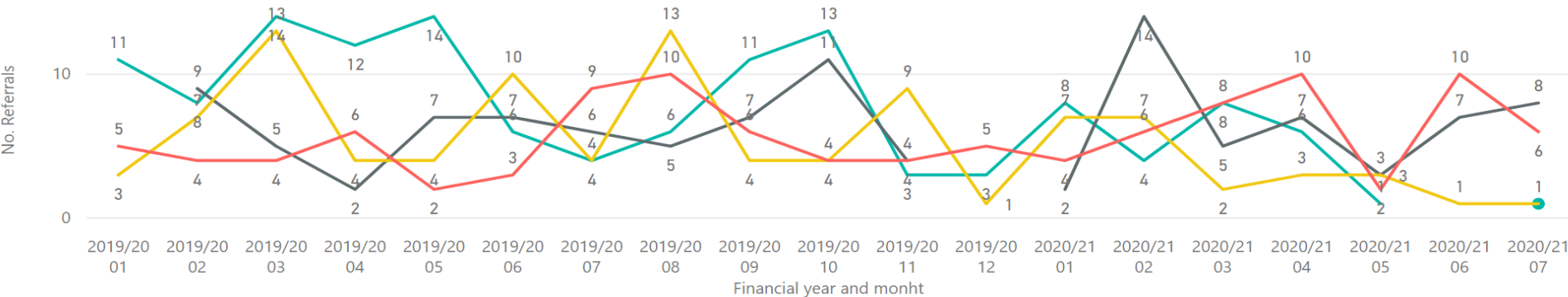
Data Extract date

02/11/2020 23:50:39

Referrals received by service by referral received month

Referrals Received by Month and the average received - New referrals only

SubServiceLine Croydon CAMHS Lambeth CAMHS Lewisham CAMHS Southwark CAMHS



Referrals Received by Month and the average received - New referrals only

| FYYear | 2019/20 | | | | | | | | | | | | | | 2020/21 | | | | | | | | | | Total |
|-----------------|---------|----|----|----|----|----|----|----|----|----|----|----|-------|----|---------|----|----|----|----|----|-------|-----|--|--|-------|
| SubServiceLine | 01 | 02 | 03 | 04 | 05 | 06 | 07 | 08 | 09 | 10 | 11 | 12 | Total | 01 | 02 | 03 | 04 | 05 | 06 | 07 | To... | | | | |
| Croydon CAMHS | 11 | 8 | 14 | 12 | 14 | 6 | 4 | 6 | 11 | 13 | 3 | 3 | 105 | 8 | 4 | 8 | 6 | 1 | | 1 | 28 | 133 | | | |
| Lambeth CAMHS | | 9 | 5 | 2 | 7 | 7 | 6 | 5 | 7 | 11 | 4 | | 63 | 2 | 14 | 5 | 7 | 3 | 7 | 8 | 46 | 109 | | | |
| Southwark CAMHS | 5 | 4 | 4 | 6 | 2 | 3 | 9 | 10 | 6 | 4 | 4 | 5 | 62 | 4 | 6 | 8 | 10 | 2 | 10 | 6 | 46 | 108 | | | |
| Lewisham CAMHS | 3 | 7 | 13 | 4 | 4 | 10 | 4 | 13 | 4 | 4 | 9 | 1 | 76 | 7 | 7 | 2 | 3 | 3 | 1 | 1 | 24 | 100 | | | |
| Total | 19 | 28 | 36 | 24 | 27 | 26 | 23 | 34 | 28 | 32 | 20 | 9 | 306 | 21 | 31 | 23 | 26 | 9 | 18 | 16 | 144 | 450 | | | |

This report shows all referrals received by the Looked After childrens teams where the CCG of the patient is Croydon, Lambeth, Lewisham and Southwark. This will include referrals which were rejected when reviewed by the service and will also include internal referrals to the teams.

LAC Referrals Acceptance Rates by CAMHS Service delivering input

Data Extract date

02/11/2020 23:50:39

ReferralDate

01/04/2019

31/10/2020

| FYYear | 2019/20 | | | | | | | | 2020/21 | | | | | | | |
|----------------------|---------------|----------------|---------------|----------------|---------------|----------------|---------------|----------------|---------------|----------------|---------------|----------------|---------------|----------------|--|--|
| FYQuarter | Q1 | | Q2 | | Q3 | | Q4 | | Q1 | | Q2 | | Q3 | | | |
| SubServiceLine | No. Referrals | % of Refe... | No. Referrals | % of Re... | No. Referrals | % of Refe... | No. Referrals | % of Refer... | No. Referrals | % of Referrals | No. Referrals | % of Referrals | No. Referrals | % of Referrals | | |
| Croydon CAMHS | 33 | 100.00% | 32 | 100.00% | 21 | 100.00% | 19 | 100.00% | 20 | 100.00% | 7 | 100.00% | 1 | 100.00% | | |
| Accepted | 32 | 96.97% | 28 | 87.50% | 16 | 76.19% | 16 | 84.21% | 16 | 80.00% | 7 | 100.00% | | | | |
| Rejected | 1 | 3.03% | 4 | 12.50% | 5 | 23.81% | 3 | 15.79% | 4 | 20.00% | | | 1 | 100.00% | | |
| Total | 33 | 100.00% | 32 | 100.00% | 21 | 100.00% | 19 | 100.00% | 20 | 100.00% | 7 | 100.00% | 1 | 100.00% | | |

| FYYear | 2019/20 | | | | | | | | 2020/21 | | | | | | | |
|-----------------------|---------------|----------------|---------------|----------------|---------------|----------------|---------------|----------------|---------------|----------------|---------------|----------------|---------------|----------------|--|--|
| FYQuarter | Q1 | | Q2 | | Q3 | | Q4 | | Q1 | | Q2 | | Q3 | | | |
| SubServiceLine | No. Referrals | % of Ref... | No. Referrals | % of Ref... | No. Referrals | % of Ref... | No. Referrals | % of Re... | No. Referrals | % of Referrals | No. Referrals | % of Referrals | No. Referrals | % of Referrals | | |
| Lambeth CAM... | 14 | 100.00% | 16 | 100.00% | 18 | 100.00% | 15 | 100.00% | 21 | 100.00% | 17 | 100.00% | 8 | 100.00% | | |
| Accepted | 13 | 92.86% | 15 | 93.75% | 16 | 88.89% | 15 | 100.00% | 15 | 71.43% | 16 | 94.12% | 6 | 75.00% | | |
| Rejected | 1 | 7.14% | 1 | 6.25% | 2 | 11.11% | | | 6 | 28.57% | 1 | 5.88% | 2 | 25.00% | | |
| Total | 14 | 100.00% | 16 | 100.00% | 18 | 100.00% | 15 | 100.00% | 21 | 100.00% | 17 | 100.00% | 8 | 100.00% | | |

| FYYear | 2019/20 | | | | | | | | 2020/21 | | | | | | | |
|-----------------------|---------------|----------------|---------------|----------------|---------------|----------------|---------------|----------------|---------------|----------------|---------------|----------------|--|--|--|--|
| FYQuarter | Q1 | | Q2 | | Q3 | | Q4 | | Q1 | | Q2 | | | | | |
| SubServiceLine | No. Referrals | % of Ref... | No. Referrals | % of Re... | No. Referrals | % of Ref... | No. Referrals | % of Referrals | No. Referrals | % of Referrals | No. Referrals | % of Referrals | | | | |
| Lewisham CAMHS | 22 | 100.00% | 18 | 100.00% | 20 | 100.00% | 12 | 100.00% | 13 | 100.00% | 3 | 100.00% | | | | |
| Accepted | 17 | 77.27% | 10 | 55.56% | 14 | 70.00% | 10 | 83.33% | 11 | 84.62% | | | | | | |
| Rejected | 5 | 22.73% | 8 | 44.44% | 6 | 30.00% | 2 | 16.67% | 2 | 15.38% | 3 | 100.00% | | | | |
| Total | 22 | 100.00% | 18 | 100.00% | 20 | 100.00% | 12 | 100.00% | 13 | 100.00% | 3 | 100.00% | | | | |

| FYYear | 2019/20 | | | | | | | | 2020/21 | | | | | | | |
|------------------------|---------------|----------------|---------------|----------------|---------------|----------------|---------------|----------------|---------------|----------------|---------------|----------------|---------------|----------------|--|--|
| FYQuarter | Q1 | | Q2 | | Q3 | | Q4 | | Q1 | | Q2 | | Q3 | | | |
| SubServiceLine | No. Referrals | % of Ref... | No. Referrals | % of Ref... | No. Referrals | % of Ref... | No. Referrals | % of Ref... | No. Referrals | % of Referrals | No. Referrals | % of Referrals | No. Referrals | % of Referrals | | |
| Southwark CAMHS | 13 | 100.00% | 11 | 100.00% | 25 | 100.00% | 13 | 100.00% | 18 | 100.00% | 21 | 100.00% | 5 | 100.00% | | |
| Accepted | 13 | 100.00% | 11 | 100.00% | 24 | 96.00% | 13 | 100.00% | 18 | 100.00% | 21 | 100.00% | 5 | 100.00% | | |
| Rejected | | | | | 1 | 4.00% | | | | | | | | | | |
| Total | 13 | 100.00% | 11 | 100.00% | 25 | 100.00% | 13 | 100.00% | 18 | 100.00% | 21 | 100.00% | 5 | 100.00% | | |

LAC Patients currently waiting 12 or more weeks for a first assessment - these are patients who are still waiting to attend their first contact (face to face, phone or video)

extracteddate
02/11/2020 23:50:39

LAC Patients Currently waiting 12+ weeks

| SubServiceLine | Count of Referrals |
|---|--------------------|
| Lewisham CAMHS | |
| Lewisham Children Looked After -Wickham Project | 3 |
| Southwark CAMHS | |
| Southwark Carelink | 3 |

LAC Current Caseload by Service and Patients CCG

LAC Patients currently on the Caseload

| CAMHS Service | NHS CROYDON CCG | NHS LAMBETH CCG | NHS LEWISHAM CCG | NHS SOUTH EAST LONDON CCG | NHS SOUTH WEST LONDON CCG | NHS SOUTHWARK CCG | Total |
|-----------------|-----------------|-----------------|------------------|---------------------------|---------------------------|-------------------|------------|
| Croydon CAMHS | 36 | 1 | 1 | | | | 38 |
| Lambeth CAMHS | 13 | 23 | 3 | | 1 | 1 | 41 |
| Lewisham CAMHS | 2 | 1 | 82 | | | | 85 |
| Southwark CAMHS | 16 | 7 | 18 | 3 | | 89 | 133 |
| Total | 67 | 32 | 104 | 3 | 1 | 90 | 297 |

Average Weeks open to the service

| CURRENT GP PRACTICE CCG NAME | Count of Patients | Average Weeks open to service |
|------------------------------|-------------------|-------------------------------|
| NHS SOUTHWARK CCG | 90 | 81.54 |
| NHS LEWISHAM CCG | 104 | 70.53 |
| NHS CROYDON CCG | 67 | 63.15 |
| NHS LAMBETH CCG | 32 | 30.44 |
| NHS SOUTH WEST LONDON CCG | 1 | 5.00 |
| NHS SOUTH EAST LONDON CCG | 3 | 2.33 |
| Total | 297 | 66.97 |

Caseload by Age

| CURRENT GP PRACTICE CCG NAME | a. 0-4 yrs | b. 5-9 yrs | c. 10-14 yrs | d. 15-18 yrs | Total |
|------------------------------|------------|------------|--------------|--------------|------------|
| NHS CROYDON CCG | 2 | 10 | 26 | 29 | 67 |
| NHS LAMBETH CCG | 1 | 2 | 14 | 15 | 32 |
| NHS LEWISHAM CCG | 1 | 20 | 43 | 40 | 104 |
| NHS SOUTH EAST LONDON CCG | 1 | 1 | 1 | | 3 |
| NHS SOUTH WEST LONDON CCG | | | | 1 | 1 |
| NHS SOUTHWARK CCG | 8 | 22 | 43 | 17 | 90 |
| Total | 13 | 55 | 127 | 102 | 297 |

Caseload by Gender

| CURRENT GP PRACTICE CCG NAME | Female | Male | Total |
|------------------------------|------------|------------|------------|
| NHS CROYDON CCG | 27 | 40 | 67 |
| NHS LAMBETH CCG | 17 | 15 | 32 |
| NHS LEWISHAM CCG | 51 | 53 | 104 |
| NHS SOUTH EAST LONDON CCG | 1 | 2 | 3 |
| NHS SOUTH WEST LONDON CCG | | 1 | 1 |
| NHS SOUTHWARK CCG | 48 | 42 | 90 |
| Total | 144 | 153 | 297 |

Caseload by Ethnicity

| Ethnicity16ID (groups) | Asian or Asian British | | Black or Black British | | Mixed Background | | Not stated | | Other Ethnic Groups | | White | |
|------------------------------|------------------------|-------|------------------------|--------|------------------|--------|-----------------|-------|---------------------|-------|-----------------|--------|
| CURRENT GP PRACTICE CCG NAME | No. of Patients | %age | No. of Patients | %age | No. of Patients | %age | No. of Patients | %age | No. of Patients | %age | No. of Patients | %age |
| NHS CROYDON CCG | 1 | 2.56% | 21 | 53.85% | 5 | 12.82% | 3 | 7.69% | 2 | 5.13% | 7 | 17.95% |
| NHS LAMBETH CCG | 2 | 8.33% | 10 | 41.67% | 4 | 16.67% | | | 1 | 4.17% | 7 | 29.17% |
| NHS LEWISHAM CCG | 1 | 1.08% | 33 | 35.48% | 24 | 25.81% | 1 | 1.08% | 2 | 2.15% | 32 | 34.41% |
| NHS SOUTHWARK CCG | 1 | 1.22% | 27 | 32.93% | 9 | 10.98% | 1 | 1.22% | 4 | 4.88% | 40 | 48.78% |

Number of patients with no ethnicity recorded

| |
|----|
| 16 |
| 2 |
| 1 |
| |
| 1 |
| |

This is a snapshot of patients on the caseload who have been accepted for assessment and treatment. This snapshot was taken on: 02/11/2020 23:50:39

Inpatients

Current Patients in SLAM and SLP Beds

| CURRENTGPPRACTICECCGNAME | Count of PatientID |
|-----------------------------|--------------------|
| NHS CROYDON CCG | 2 |
| N&S Bethlem Adolescent Unit | 2 |
| NHS LAMBETH CCG | 2 |
| N&S Bethlem Adolescent Unit | 1 |
| SLP Acute (CAMHS) | 1 |
| NHS LEWISHAM CCG | 3 |
| N&S Bethlem Adolescent Unit | 1 |
| N&S CAMHS Adolescent PICU | 1 |
| SLP Acute (CAMHS) | 1 |
| NHS SOUTHWARK CCG | 4 |
| N&S Bethlem Adolescent Unit | 2 |
| SLP Acute (CAMHS) | 2 |
| Total | 11 |

Current Patients in Private Beds

| CURRENTGPPRACTICECCGNAME (groups) | Count of Patient_ID |
|---|---------------------|
| NHS LAMBETH CCG | 1 |
| Collingham Gardens - Childrens (Central And North West London NHS Foundation Trust) | 1 |
| Total | 1 |

Admissions by month for the last 12 months (SLAM, SLP and Private Beds)

CURRENTGPPRACTICECCGNAME NHS CROYDON CCG NHS LAMBETH CCG NHS LEWISHAM CCG NHS SOUTHWARK CCG



Admissions by month for the last 12 months (SLAM, SLP, Private Beds)

| FYYear | 2019/20 | | | | | | 2020/21 | | | | | | | Total |
|--------------------------|-----------|-----------|----------|----------|----------|-----------|----------|----------|-----------|-----------|-----------|-----------|----------|-----------|
| CURRENTGPPRACTICECCGNAME | 08 | 09 | 10 | 11 | 12 | Total | 01 | 02 | 03 | 04 | 05 | 06 | 07 | Total |
| NHS CROYDON CCG | 3 | 2 | 3 | 1 | 2 | 11 | 2 | | 5 | 5 | 8 | 3 | 1 | 24 |
| NHS LAMBETH CCG | 4 | 2 | 3 | 3 | 5 | 17 | 3 | 4 | 4 | 4 | | 3 | 2 | 20 |
| NHS LEWISHAM CCG | 5 | 4 | 3 | 1 | | 13 | 2 | 3 | 1 | 2 | 1 | 2 | 3 | 14 |
| NHS SOUTHWARK CCG | 4 | 2 | | 3 | 1 | 10 | | 1 | | 1 | 1 | 2 | 3 | 8 |
| Total | 16 | 10 | 9 | 8 | 8 | 51 | 7 | 8 | 10 | 12 | 10 | 10 | 9 | 66 |

Discharges by month for the last 12 months (SLAM and SLP Beds)

| FYYear | 2019/20 | | | | | | 2020/21 | | | | | | | Total |
|--------------------------|-----------|----------|----------|----------|-----------|-----------|----------|----------|----------|----------|-----------|----------|----------|-----------|
| CURRENTGPPRACTICECCGNAME | 08 | 09 | 10 | 11 | 12 | Total | 01 | 02 | 03 | 04 | 05 | 06 | 07 | Total |
| NHS CROYDON CCG | 4 | 1 | 1 | | 2 | 8 | 2 | 2 | 2 | 3 | 7 | 3 | 3 | 16 |
| NHS LAMBETH CCG | 2 | 1 | 4 | 2 | 9 | 18 | 2 | 2 | 2 | 4 | 2 | 4 | | 14 |
| NHS LEWISHAM CCG | 2 | 2 | 2 | 3 | 2 | 8 | 1 | 4 | | 1 | 2 | | | 7 |
| NHS SOUTHWARK CCG | 2 | 2 | 1 | | 2 | 7 | 2 | | 1 | | | 2 | 1 | 6 |
| Total | 10 | 6 | 8 | 5 | 15 | 41 | 7 | 8 | 5 | 8 | 11 | 9 | 4 | 43 |

Discharges by month for the last 12 months (Private Beds)

| FYYear | 2019/20 | | 2020/21 | | Total |
|--------------------------|----------|----------|----------|----------|----------|
| CURRENTGPPRACTICECCGNAME | 10 | Total | 06 | Total | |
| NHS CROYDON CCG | 1 | 1 | | | 1 |
| NHS LEWISHAM CCG | | | 1 | 1 | 1 |
| NHS SOUTHWARK CCG | 1 | 1 | | | 1 |
| Total | 2 | 2 | 1 | 1 | 3 |

Tier 4 Community - Crisis Services

Current Caseload for Tier 4 Crisis Teams

| CURRENTGPPRACTICECCGNAME (groups) | Accepted | Waiting | Total |
|-----------------------------------|-----------|----------|-----------|
| NHS CROYDON CCG | 11 | 4 | 15 |
| CAMHS Enhanced Treatment Service | 6 | 4 | 10 |
| SLaM CAMHS Response Team | 5 | | 5 |
| NHS LAMBETH CCG | 8 | 2 | 10 |
| CAMHS Enhanced Treatment Service | 5 | 2 | 7 |
| SLaM CAMHS Response Team | 3 | | 3 |
| NHS LEWISHAM CCG | 7 | 1 | 8 |
| CAMHS Enhanced Treatment Service | 5 | 1 | 6 |
| SLaM CAMHS Response Team | 2 | | 2 |
| NHS SOUTHWARK CCG | 3 | 1 | 4 |
| CAMHS Enhanced Treatment Service | 3 | 1 | 4 |
| SLaM CAMHS Response Team | | | |
| Total | 29 | 8 | 37 |

Number of Patients worked with in the last 12 months

| CURRENTGPPRACTICECCGNAME (groups) | 2019/20 | 2020/21 | Total |
|-----------------------------------|----------|-----------|-----------|
| NHS CROYDON CCG | | 13 | 13 |
| CAMHS Enhanced Treatment Service | | 8 | 8 |
| SLaM CAMHS Response Team | | 5 | 5 |
| NHS LAMBETH CCG | 3 | 8 | 8 |
| CAMHS Enhanced Treatment Service | 3 | 5 | 5 |
| SLaM CAMHS Response Team | | 3 | 3 |
| NHS LEWISHAM CCG | 1 | 7 | 7 |
| CAMHS Enhanced Treatment Service | 1 | 5 | 5 |
| SLaM CAMHS Response Team | | 2 | 2 |
| NHS SOUTHWARK CCG | | 4 | 4 |
| CAMHS Enhanced Treatment Service | | 4 | 4 |
| SLaM CAMHS Response Team | | | |
| Total | 4 | 32 | 32 |

Attended Face to Face contacts in the last 12 months by Tier 4 Crisis Team

| FYYear | 2019/20 | | | | | | 2020/21 | | | | | | | Total |
|-----------------------------------|----------|----------|-----------|-----------|-----------|-----------|-----------|-----------|-----------|-----------|-----------|-----------|------------|------------|
| CURRENTGPPRACTICECCGNAME (groups) | 08 | 09 | 10 | 11 | 12 | Total | 01 | 02 | 03 | 04 | 05 | 06 | 07 | Total |
| NHS CROYDON CCG | | | | | | | 1 | 10 | 8 | 16 | 16 | 29 | 55 | 135 |
| CAMHS Enhanced Treatment Service | | | | | | | 1 | 10 | 8 | 16 | 16 | 25 | 28 | 104 |
| SLaM CAMHS Response Team | | | | | | | | | | | | 4 | 27 | 31 |
| NHS LAMBETH CCG | 1 | 3 | 19 | 16 | 21 | 60 | 13 | 17 | 20 | 11 | 7 | 14 | 31 | 113 |
| CAMHS Enhanced Treatment Service | 1 | 3 | 19 | 16 | 21 | 60 | 13 | 17 | 20 | 11 | 7 | 14 | 18 | 100 |
| SLaM CAMHS Response Team | | | | | | | | | | | | | 13 | 13 |
| NHS LEWISHAM CCG | | | 2 | 4 | 4 | 10 | 3 | 3 | 6 | 10 | 7 | 18 | 42 | 89 |
| CAMHS Enhanced Treatment Service | | | 2 | 4 | 4 | 10 | 3 | 3 | 6 | 10 | 7 | 18 | 20 | 67 |
| SLaM CAMHS Response Team | | | | | | | | | | | | | 22 | 22 |
| NHS SOUTHWARK CCG | | | | | | | | | 1 | 5 | 10 | 8 | 11 | 35 |
| CAMHS Enhanced Treatment Service | | | | | | | | | 1 | 5 | 10 | 8 | 11 | 35 |
| SLaM CAMHS Response Team | | | | | | | | | | | | | | |
| Total | 1 | 3 | 21 | 20 | 25 | 70 | 17 | 30 | 35 | 42 | 40 | 69 | 139 | 372 |

EventDate

Last

12

Months (Calendar)

01/11/2019 - 31/10/2020

Location

All

Sub Service Line

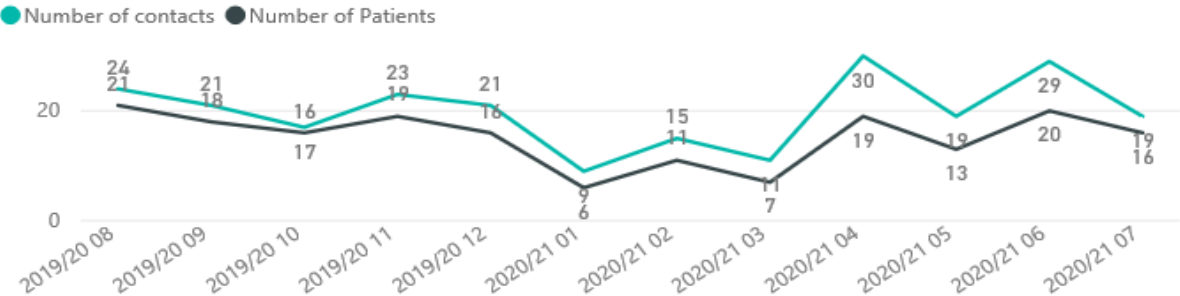
All

CCG Name

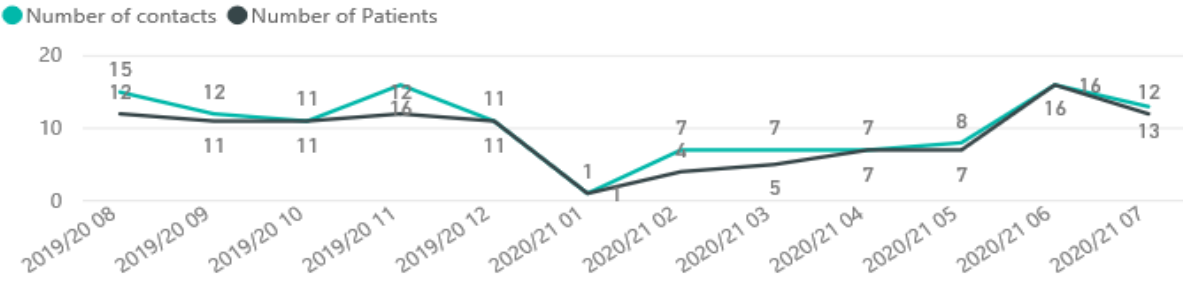
Multiple selections

A&E attendances by new patients (not currently open to a SLAM CAMHS Service at time of attendance)

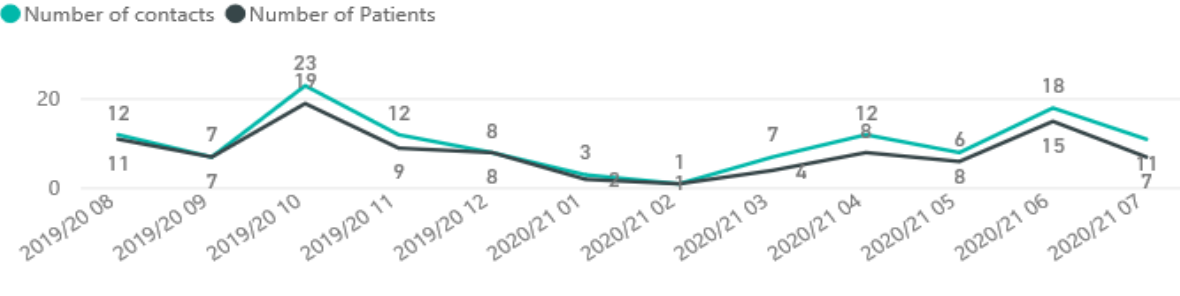
Croydon CCG - numbers of contacts and patients attending A&E



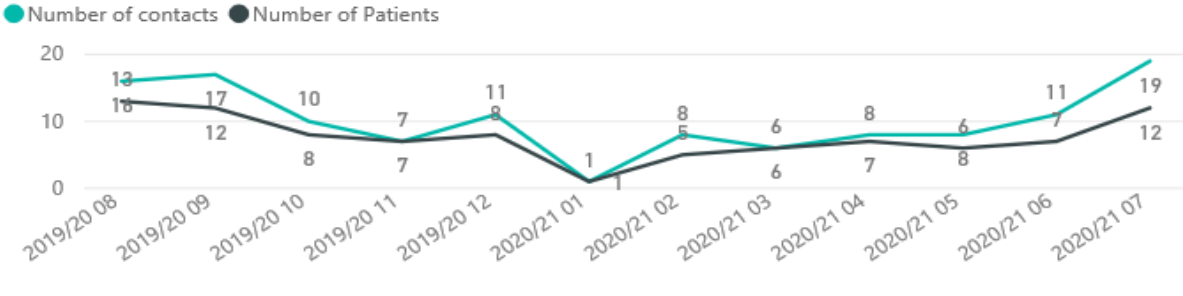
Lewisham CCG - numbers of contacts and patients attending A&E



Lambeth CCG - numbers of contacts and patients attending A&E



Southwark CCG - numbers of contacts and patients attending A&E



Report definition - This reports pateints who are not currently on the caseload of a team in SLAM. This reports the number of individual contacts and the number of individual patients recorded as a face to face A&E attendance during the last 12 months reported by financial year and month. These are contacts which took place in an A&E Department, Minor Injuries Department or as an emergency contact within the CAMHS Community or N&S Services.

EventDate

Last

12

Months (Calendar)

01/11/2019 - 31/10/2020

Location

All

Sub Service Line

All

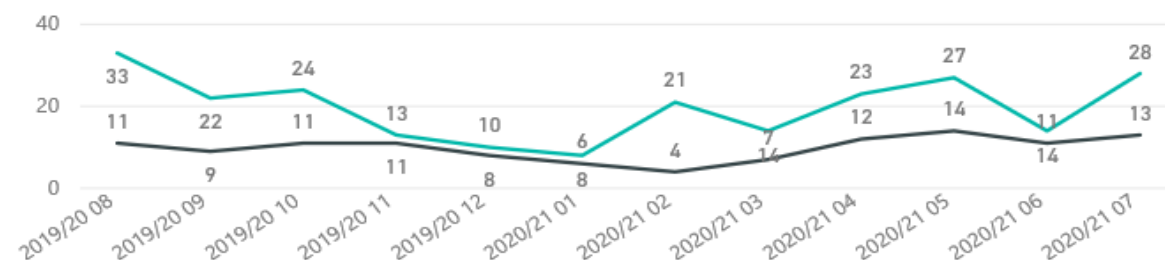
CCG Name

Multiple selections

A&E attendances by existing patients (currently open to a SLAM CAMHS Service at time of attendance)

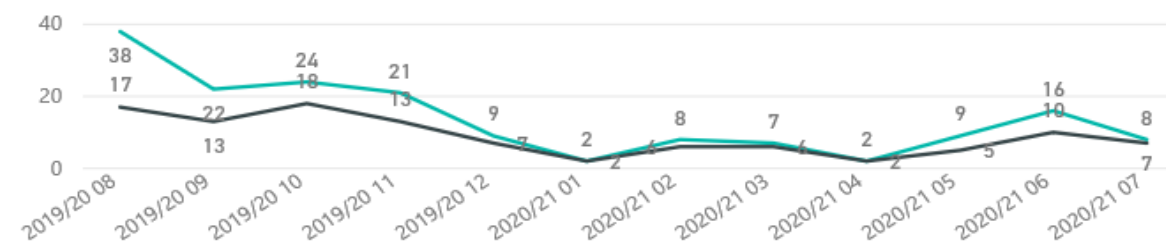
Croydon CCG - numbers of contacts and patients attending A&E

● Number of contacts ● Number of Patients



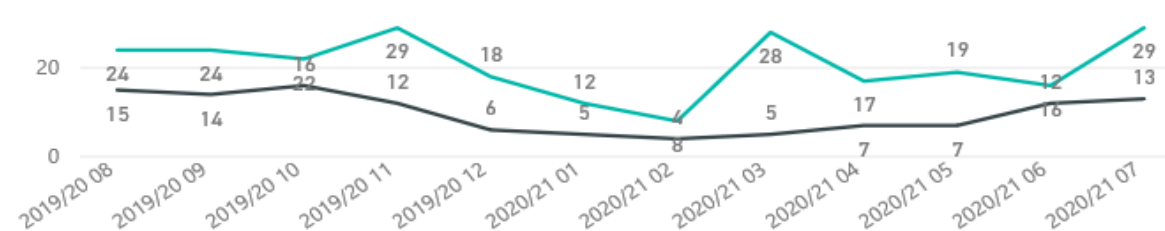
Lewisham CCG - numbers of contacts and patients attending A&E

● Number of contacts ● Number of Patients



Lambeth CCG - numbers of contacts and patients attending A&E

● Number of contacts ● Number of Patients



Southwark CCG - numbers of contacts and patients attending A&E

● Number of contacts ● Number of Patients



Report definition - This reports patients who are currently on the caseload of a team in SLAM This reports the number of individual contacts and the number of individual patients recorded as a face to face A&E attendance during the last 12 months reported by financial year and month. These are contacts which took place in an A&E Department, Minor Injuries Department or as an emergency contact within the CAMHS Community or N&S Services

Eating Disorders Service - Referrals Received By CCG

Data Extract date

02/11/2020 23:50:39

Eating Disorder Referrals received per month of referral received date

| Referrals Received by Month | | | | | | | | | | | | | | | | | | | | | | | | | | | | | | |
|-----------------------------|---------|----|----|-------|----|----|----|-------|----|----|----|-------|----|----|----|-------|---------|----|----|----|-------|----|----|----|-------|----|-------|-----|-------|-------|
| FYYear | 2019/20 | | | | | | | | | | | | | | | | 2020/21 | | | | | | | | | | | | Total | |
| FYQuarter | Q1 | | | | Q2 | | | | Q3 | | | | Q4 | | | | Total | Q1 | | | | Q2 | | | | Q3 | | | | Total |
| CURRENTGPPRACTICECCGNAME | 01 | 02 | 03 | Total | 04 | 05 | 06 | Total | 07 | 08 | 09 | Total | 10 | 11 | 12 | Total | | 01 | 02 | 03 | Total | 04 | 05 | 06 | Total | 07 | Total | | | |
| NHS BEXLEY CCG | 2 | | 2 | 4 | 2 | 1 | 1 | 4 | 1 | 4 | 2 | 7 | 3 | 3 | 3 | 9 | 24 | 7 | 1 | 2 | 10 | 7 | 4 | 4 | 15 | 4 | 4 | 29 | 53 | |
| NHS BROMLEY CCG | 3 | 2 | 4 | 9 | 5 | 5 | 8 | 18 | 9 | 4 | 2 | 15 | 8 | 3 | 8 | 19 | 61 | 3 | 3 | 8 | 14 | 9 | 4 | 6 | 19 | 6 | 6 | 39 | 100 | |
| NHS CROYDON CCG | 2 | 3 | | 5 | | 1 | 8 | 9 | 5 | 7 | 6 | 18 | 7 | 7 | 5 | 19 | 51 | 5 | 3 | 11 | 19 | 12 | 6 | 8 | 26 | 11 | 11 | 56 | 107 | |
| NHS GREENWICH CCG | | 4 | 2 | 6 | 4 | 4 | 4 | 12 | 6 | 4 | 2 | 12 | 1 | 1 | 3 | 5 | 35 | 3 | 1 | 6 | 10 | 5 | 2 | 6 | 13 | 6 | 6 | 29 | 64 | |
| NHS LAMBETH CCG | 5 | 6 | 3 | 14 | 1 | 1 | 7 | 9 | 6 | 2 | 9 | 17 | 8 | 2 | 4 | 14 | 54 | 2 | 5 | 6 | 13 | 5 | 2 | 7 | 14 | 11 | 11 | 38 | 92 | |
| NHS LEWISHAM CCG | 1 | 5 | 4 | 10 | 3 | 6 | | 9 | 3 | 6 | 4 | 13 | 5 | 7 | 4 | 16 | 48 | 4 | 7 | 3 | 14 | 5 | 8 | 11 | 24 | 8 | 8 | 46 | 94 | |
| NHS SOUTH EAST LONDON CCG | | | | | | | | | | 1 | 1 | 2 | | | | | 2 | | | | | 2 | | 2 | 4 | 1 | 1 | 5 | 7 | |
| NHS SOUTHWARK CCG | 3 | 3 | 6 | 12 | 3 | 3 | 4 | 10 | 7 | 8 | 2 | 17 | 6 | 8 | 12 | 26 | 65 | 2 | 3 | 2 | 7 | 5 | 6 | 8 | 19 | 7 | 7 | 33 | 98 | |
| Total | 16 | 23 | 21 | 60 | 18 | 21 | 32 | 71 | 37 | 36 | 28 | 101 | 38 | 31 | 39 | 108 | 340 | 26 | 23 | 38 | 87 | 50 | 32 | 52 | 134 | 54 | 54 | 275 | 615 | |

| Referrals Received by Month | | | | | | | | | | | | | | | | | | | | |
|-----------------------------|---------|--------|--------|--------|--------|--------|--------|--------|--------|--------|--------|--------|---------|--------|--------|--------|--------|--------|--------|--|
| FYYear | 2019/20 | | | | | | | | | | | | 2020/21 | | | | | | | |
| FYQuarter | Q1 | | | Q2 | | | Q3 | | | Q4 | | | Q1 | | | Q2 | | | Q3 | |
| CURRENTGPPRACTICECCGNAME | 01 | 02 | 03 | 04 | 05 | 06 | 07 | 08 | 09 | 10 | 11 | 12 | 01 | 02 | 03 | 04 | 05 | 06 | 07 | |
| NHS BEXLEY CCG | 12.50% | | 9.52% | 11.11% | 4.76% | 3.13% | 2.70% | 11.11% | 7.14% | 7.89% | 9.68% | 7.69% | 26.92% | 4.35% | 5.26% | 14.00% | 12.50% | 7.69% | 7.41% | |
| NHS BROMLEY CCG | 18.75% | 8.70% | 19.05% | 27.78% | 23.81% | 25.00% | 24.32% | 11.11% | 7.14% | 21.05% | 9.68% | 20.51% | 11.54% | 13.04% | 21.05% | 18.00% | 12.50% | 11.54% | 11.11% | |
| NHS CROYDON CCG | 12.50% | 13.04% | | | 4.76% | 25.00% | 13.51% | 19.44% | 21.43% | 18.42% | 22.58% | 12.82% | 19.23% | 13.04% | 28.95% | 24.00% | 18.75% | 15.38% | 20.37% | |
| NHS GREENWICH CCG | | 17.39% | 9.52% | 22.22% | 19.05% | 12.50% | 16.22% | 11.11% | 7.14% | 2.63% | 3.23% | 7.69% | 11.54% | 4.35% | 15.79% | 10.00% | 6.25% | 11.54% | 11.11% | |
| NHS LAMBETH CCG | 31.25% | 26.09% | 14.29% | 5.56% | 4.76% | 21.88% | 16.22% | 5.56% | 32.14% | 21.05% | 6.45% | 10.26% | 7.69% | 21.74% | 15.79% | 10.00% | 6.25% | 13.46% | 20.37% | |
| NHS LEWISHAM CCG | 6.25% | 21.74% | 19.05% | 16.67% | 28.57% | | 8.11% | 16.67% | 14.29% | 13.16% | 22.58% | 10.26% | 15.38% | 30.43% | 7.89% | 10.00% | 25.00% | 21.15% | 14.81% | |
| NHS SOUTH EAST LONDON CCG | | | | | | | | 2.78% | 3.57% | | | | | | | 4.00% | | 3.85% | 1.85% | |
| NHS SOUTHWARK CCG | 18.75% | 13.04% | 28.57% | 16.67% | 14.29% | 12.50% | 18.92% | 22.22% | 7.14% | 15.79% | 25.81% | 30.77% | 7.69% | 13.04% | 5.26% | 10.00% | 18.75% | 15.38% | 12.96% | |

This report shows all new referrals received by CCG. The CCG is the one for the patients current GP. These are all referrals received by SLAM and include referrals which were rejected when reviewed by the service.

Referrals received per month of referral received date by age banding

| Referrals Received by Month | | | | | | | | | | | | | | | | | | | |
|----------------------------------|---------|----|----|----|----|----|----|----|----|----|----|----|---------|----|----|----|----|----|----|
| FYYear | 2019/20 | | | | | | | | | | | | 2020/21 | | | | | | |
| FYQuarter | Q1 | | | Q2 | | | Q3 | | | Q4 | | | Q1 | | | Q2 | | | Q3 |
| CURRENTGPPRACTICECCGNAME | 01 | 02 | 03 | 04 | 05 | 06 | 07 | 08 | 09 | 10 | 11 | 12 | 01 | 02 | 03 | 04 | 05 | 06 | 07 |
| NHS CROYDON CCG | | | | | | | | | | | | | | | | | | | |
| a. 0- 7 years | | | | | | 2 | | 1 | | | 2 | 1 | | | 3 | 1 | 2 | | 1 |
| b. 8 - 15 years | 1 | 2 | | | | 5 | 1 | 2 | 2 | 4 | 2 | 1 | 3 | 3 | 6 | 5 | 3 | 1 | 7 |
| c. 15 - 19 years | 1 | 1 | | | 1 | 1 | 4 | 4 | 4 | 3 | 3 | 3 | 2 | | 2 | 6 | 1 | 7 | 3 |
| NHS LAMBETH CCG | | | | | | | | | | | | | | | | | | | |
| a. 0- 7 years | | | | | | | | | | 1 | | | | | 1 | | | | |
| b. 8 - 15 years | 3 | 2 | 3 | | | 4 | 5 | 1 | 6 | 4 | 2 | 1 | 1 | 2 | 2 | 5 | 1 | 2 | 5 |
| c. 15 - 19 years | 2 | 4 | | 1 | 1 | 3 | 1 | 1 | 3 | 3 | | 3 | 1 | 3 | 3 | | 1 | 5 | 6 |
| NHS LEWISHAM CCG | | | | | | | | | | | | | | | | | | | |
| a. 0- 7 years | | | | | | | | | | | | | | | | 1 | | 1 | |
| b. 8 - 15 years | | 3 | 1 | 2 | 4 | | | 2 | 3 | 4 | 3 | 3 | 1 | 1 | 2 | 2 | 4 | 4 | 6 |
| c. 15 - 19 years | 1 | 2 | 3 | 1 | 2 | | 3 | 4 | 1 | 1 | 4 | 1 | 3 | 6 | 1 | 2 | 4 | 6 | 2 |
| NHS SOUTH EAST LONDON CCG | | | | | | | | | | | | | | | | | | | |
| b. 8 - 15 years | | | | | | | | | 1 | | | | | | | 2 | | 2 | |
| c. 15 - 19 years | | | | | | | | 1 | | | | | | | | | | | 1 |
| NHS SOUTHWARK CCG | | | | | | | | | | | | | | | | | | | |
| a. 0- 7 years | | | | | | | | 1 | | 1 | | | | | | | 1 | 1 | |
| b. 8 - 15 years | 2 | 2 | 2 | | 1 | 2 | 2 | 3 | 2 | 1 | 2 | 6 | 2 | 1 | 2 | 3 | 2 | 5 | 4 |
| c. 15 - 19 years | 1 | 1 | 4 | 3 | 2 | 2 | 5 | 4 | | 4 | 6 | 6 | | 2 | | 2 | 3 | 2 | 3 |

This report shows all new referrals received by CCG. The CCG is the one for the patients current GP. These are all referrals received by SLAM and include referrals which were rejected when reviewed by the service.

Eating Disorders Service Referral Acceptance Rates by CCG - Croydon, Lambeth, Lewisham and Southwark

Data Extract date

02/11/2020 23:50:39

| FYYear | 2019/20 | | | | | 2020/21 | | | | | Total |
|--------------------------|---------|----|----|----|-------|---------|----|----|-------|----|-------|
| CURRENTGPPRACTICECCGNAME | Q1 | Q2 | Q3 | Q4 | Total | Q1 | Q2 | Q3 | Total | | |
| NHS CROYDON CCG | | | | | | | | | | | |
| Accepted | 5 | 9 | 15 | 11 | 40 | 15 | 17 | 4 | 36 | 75 | |
| Rejected | | | 3 | 7 | 10 | 3 | 8 | 6 | 15 | 25 | |

| FYYear | 2019/20 | | | | 2020/21 | | |
|--------------------------|---------|---------|--------|--------|---------|--------|--------|
| CURRENTGPPRACTICECCGNAME | Q1 | Q2 | Q3 | Q4 | Q1 | Q2 | Q3 |
| NHS CROYDON CCG | | | | | | | |
| Accepted | 100.00% | 100.00% | 88.24% | 61.11% | 83.33% | 68.00% | 40.00% |
| Rejected | | | 17.65% | 38.89% | 16.67% | 32.00% | 60.00% |

| FYYear | 2019/20 | | | | | 2020/21 | | | | | Total |
|--------------------------|---------|----|----|----|-------|---------|----|----|-------|----|-------|
| CURRENTGPPRACTICECCGNAME | Q1 | Q2 | Q3 | Q4 | Total | Q1 | Q2 | Q3 | Total | | |
| NHS LAMBETH CCG | | | | | | | | | | | |
| Accepted | 14 | 9 | 17 | 10 | 48 | 12 | 8 | 5 | 25 | 72 | |
| Rejected | | | | 4 | 4 | 1 | 6 | 4 | 11 | 15 | |

| FYYear | 2019/20 | | | | 2020/21 | | |
|--------------------------|---------|---------|---------|--------|---------|--------|--------|
| CURRENTGPPRACTICECCGNAME | Q1 | Q2 | Q3 | Q4 | Q1 | Q2 | Q3 |
| NHS LAMBETH CCG | | | | | | | |
| Accepted | 100.00% | 100.00% | 100.00% | 71.43% | 92.31% | 57.14% | 55.56% |
| Rejected | | | | 28.57% | 7.69% | 42.86% | 44.44% |

| FYYear | 2019/20 | | | | | 2020/21 | | | | | Total |
|--------------------------|---------|----|----|----|-------|---------|----|----|-------|----|-------|
| CURRENTGPPRACTICECCGNAME | Q1 | Q2 | Q3 | Q4 | Total | Q1 | Q2 | Q3 | Total | | |
| NHS LEWISHAM CCG | | | | | | | | | | | |
| Accepted | 10 | 9 | 10 | 13 | 42 | 10 | 16 | 3 | 29 | 70 | |
| Rejected | | | 2 | 3 | 5 | 4 | 7 | 5 | 16 | 20 | |

| FYYear | 2019/20 | | | | 2020/21 | | |
|--------------------------|---------|---------|--------|--------|---------|--------|--------|
| CURRENTGPPRACTICECCGNAME | Q1 | Q2 | Q3 | Q4 | Q1 | Q2 | Q3 |
| NHS LEWISHAM CCG | | | | | | | |
| Accepted | 100.00% | 100.00% | 83.33% | 81.25% | 76.92% | 72.73% | 37.50% |
| Rejected | | | 16.67% | 18.75% | 30.77% | 31.82% | 62.50% |

| FYYear | 2019/20 | | | | | 2020/21 | | | | | Total |
|--------------------------|---------|----|----|----|-------|---------|----|----|-------|----|-------|
| CURRENTGPPRACTICECCGNAME | Q1 | Q2 | Q3 | Q4 | Total | Q1 | Q2 | Q3 | Total | | |
| NHS SOUTHWARK CCG | | | | | | | | | | | |
| Accepted | 12 | 10 | 14 | 19 | 55 | 4 | 12 | 5 | 21 | 76 | |
| Rejected | | | 3 | 5 | 8 | 2 | 7 | 2 | 11 | 19 | |

| FYYear | 2019/20 | | | | 2020/21 | | |
|--------------------------|---------|---------|--------|--------|---------|--------|--------|
| CURRENTGPPRACTICECCGNAME | Q1 | Q2 | Q3 | Q4 | Q1 | Q2 | Q3 |
| NHS SOUTHWARK CCG | | | | | | | |
| Accepted | 100.00% | 100.00% | 82.35% | 79.17% | 66.67% | 70.59% | 71.43% |
| Rejected | | | 17.65% | 20.83% | 33.33% | 41.18% | 28.57% |

This report shows the acceptance rate where the referral has been triaged and the decision taken to accept or reject the patient referral. It excludes referrals which are still waiting for the triage process to be completed and a decision made to accept or reject.

Eating Disorders Service Referrals - Time waited for First contact attended (Face to Face, Phone or Video)

| FYYear | 2019/20 | | | | | | | | | | | | | 2020/21 | | | | | | | | | | | | | Total |
|---------------------------|---------|----|----|----|----|----|----|----|----|----|----|----|-------|---------|----|----|----|----|----|----|-------|-----|--|--|--|--|-------|
| CURRENTGPPRACTICECCGNAME | 01 | 02 | 03 | 04 | 05 | 06 | 07 | 08 | 09 | 10 | 11 | 12 | Total | 01 | 02 | 03 | 04 | 05 | 06 | 07 | Total | | | | | | |
| NHS CROYDON CCG | 1 | 2 | 2 | | | 2 | 6 | 6 | 4 | 4 | 5 | 2 | 34 | 4 | 3 | 7 | 7 | 4 | 6 | 5 | 36 | 70 | | | | | |
| Routine | 1 | 2 | 2 | | | 2 | 6 | 6 | 4 | 4 | 5 | 2 | 34 | 4 | 3 | 5 | 5 | 4 | 6 | 4 | 31 | 65 | | | | | |
| a. Less than 1 day | | | | | | | | | | | | | | 2 | 1 | 1 | | | 3 | | 7 | 7 | | | | | |
| b. 1 to 6 days | | | | | | | | | | | | | | 1 | | | 1 | 2 | 1 | | 5 | 5 | | | | | |
| c. 7 to 27 days | 1 | 2 | 2 | | | 2 | 6 | 6 | 4 | 4 | 5 | 2 | 34 | 1 | 2 | 4 | 4 | 2 | 2 | 3 | 18 | 52 | | | | | |
| d. 28+ days (other) | | | | | | | | | | | | | | | | | | | | 1 | 1 | 1 | | | | | |
| Urgent | | | | | | | | | | | | | | | | 2 | 2 | | | 1 | 5 | 5 | | | | | |
| a. Less than 1 day | | | | | | | | | | | | | | | | 1 | 1 | | | 1 | 3 | 3 | | | | | |
| c. 7 to 27 days | | | | | | | | | | | | | | | | 1 | 1 | | | | 2 | 2 | | | | | |
| NHS LAMBETH CCG | 2 | 6 | 5 | | 1 | 3 | 7 | 4 | 5 | 6 | 6 | 1 | 46 | 2 | 5 | 3 | 4 | 2 | 1 | 4 | 21 | 67 | | | | | |
| Routine | 2 | 4 | 4 | | 1 | 3 | 7 | 4 | 5 | 5 | 6 | 1 | 42 | 2 | 5 | 2 | 3 | 1 | | 3 | 16 | 58 | | | | | |
| a. Less than 1 day | | | | | | | | | | | | | | 1 | 1 | | | 1 | | | 3 | 3 | | | | | |
| b. 1 to 6 days | | | | | | 1 | | | | 1 | | | 2 | 1 | 3 | 1 | 1 | | | | 6 | 8 | | | | | |
| c. 7 to 27 days | 2 | 4 | 4 | | 1 | 2 | 7 | 4 | 5 | 4 | 5 | 1 | 39 | | 1 | 1 | 1 | | | 2 | 5 | 44 | | | | | |
| d. 28+ days (other) | | | | | | | | | | | 1 | | 1 | | | | 1 | | | 1 | 2 | 3 | | | | | |
| Urgent | | 2 | 1 | | | | | | | 1 | | | 4 | | | 1 | 1 | 1 | 1 | 1 | 5 | 9 | | | | | |
| a. Less than 1 day | | | | | | | | | | | | | | | | | | 1 | | | 1 | 1 | | | | | |
| b. 1 to 6 days | | 2 | 1 | | | | | | | 1 | | | 4 | | | 1 | 1 | | 1 | 1 | 4 | 8 | | | | | |
| NHS LEWISHAM CCG | | 5 | 3 | 3 | 4 | 2 | 2 | 3 | 3 | 2 | 7 | 5 | 39 | 2 | 6 | 4 | 3 | 5 | 9 | 3 | 32 | 71 | | | | | |
| Routine | | 5 | 2 | 3 | 4 | 2 | 1 | 3 | 3 | 1 | 7 | 5 | 36 | 2 | 6 | 4 | 2 | 5 | 5 | 3 | 27 | 63 | | | | | |
| a. Less than 1 day | | | | | | | | | 1 | | | | 1 | | 1 | | 2 | 1 | 2 | | 6 | 7 | | | | | |
| b. 1 to 6 days | | | | | | | | | | | 1 | 2 | 3 | | 4 | | | 2 | 1 | 1 | 8 | 11 | | | | | |
| c. 7 to 27 days | | 5 | 2 | 3 | 4 | 2 | 1 | 3 | 2 | 1 | 6 | 3 | 32 | 1 | | 4 | | 2 | 2 | 1 | 10 | 42 | | | | | |
| d. 28+ days (other) | | | | | | | | | | | | | | 1 | 1 | | | | | 1 | 3 | 3 | | | | | |
| Urgent | | | 1 | | | | 1 | | | 1 | | | 3 | | | | 1 | | 4 | | 5 | 8 | | | | | |
| a. Less than 1 day | | | | | | | | | | | | | | | | | | | 1 | | 1 | 1 | | | | | |
| b. 1 to 6 days | | | | | | | | | | | | | | | | | | 2 | | | 2 | 2 | | | | | |
| c. 7 to 27 days | | | 1 | | | | 1 | | | 1 | | | 3 | | | | 1 | | 1 | | 2 | 5 | | | | | |
| NHS SOUTH EAST LONDON CCG | | | | | | | | 1 | 1 | | | | 2 | | | | 1 | | 2 | 1 | 4 | 6 | | | | | |
| Routine | | | | | | | | 1 | 1 | | | | 2 | | | | 1 | | 1 | 1 | 3 | 5 | | | | | |
| a. Less than 1 day | | | | | | | | | | | | | | | | | 1 | | | 1 | 2 | 2 | | | | | |
| c. 7 to 27 days | | | | | | | | 1 | 1 | | | | 2 | | | | | | 1 | | 1 | 3 | | | | | |
| Urgent | | | | | | | | | | | | | | | | | | | 1 | | 1 | 1 | | | | | |
| a. Less than 1 day | | | | | | | | | | | | | | | | | | 1 | | | 1 | 1 | | | | | |
| NHS SOUTHWARK CCG | 3 | 1 | 3 | 5 | 2 | 4 | 7 | 3 | 5 | 2 | 3 | 11 | 49 | 5 | 2 | 3 | 2 | 3 | 4 | 5 | 24 | 73 | | | | | |
| Routine | 2 | 1 | 3 | 5 | 2 | 4 | 7 | 3 | 4 | 1 | 3 | 11 | 46 | 5 | 2 | 3 | 2 | 3 | 4 | 4 | 23 | 69 | | | | | |
| a. Less than 1 day | | | | | | | | | | | | 1 | 1 | | 1 | 2 | 1 | | 1 | | 5 | 6 | | | | | |
| b. 1 to 6 days | 1 | | | | | | | | | | 1 | | 2 | 1 | | | 1 | | 1 | 3 | 6 | 8 | | | | | |
| c. 7 to 27 days | 1 | 1 | 3 | 5 | 2 | 4 | 7 | 3 | 4 | 1 | 2 | 9 | 42 | 3 | 1 | 1 | | 3 | 2 | 1 | 11 | 53 | | | | | |
| d. 28+ days (other) | | | | | | | | | | | | 1 | 1 | 1 | | | | | | | 1 | 2 | | | | | |
| Total | 6 | 14 | 13 | 8 | 7 | 11 | 22 | 17 | 18 | 14 | 21 | 19 | 170 | 13 | 16 | 17 | 17 | 14 | 22 | 18 | 117 | 287 | | | | | |