

## A New Strategy For Parks & Open Spaces In Lewisham (Autumn 2018) - Your Chance To Have Your Say: Summary report

This report was created on Tuesday 06 November 2018 at 13:30.

The consultation ran from 24/08/2018 to 28/10/2018.

### Contents

Question 1: How often do you visit a park or open space in Lewisham in the autumn/winter?	3
How often do you visit?	3
Question 2: How often do you visit a park or open space in Lewisham in the spring/summer?	3
How often spring/summer	3
Question 3: Which park or open space is closest to you?	4
Which park or open space is closest to you?	4
Question 4: Which park or open space do you visit most often?	4
Which park or open space do you visit most often?	4
Question 5: How would you normally travel there?	4
How you get there	4
Question 6: How important are the following when using your park or open space?	5
How important are the following factors when using your park or open space? - My local park or open space is within 5 minutes walk from my home	5
How important are the following factors when using your park or open space? - A larger park or open space is within 20 minutes walk from home	5
How important are the following factors when using your park or open space? - Areas for quiet relaxation	6
How important are the following factors when using your park or open space? - Promotion of organised physical activity	6
How important are the following factors when using your park or open space? - Promotion of educational engagement e.g. nature walks and school groups	7
How important are the following factors when using your park or open space? - Used by all members of the local community	7
How important are the following factors when using your park or open space? - Growing food	8
How important are the following factors when using your park or open space? - Used for hosting events	8
How important are the following factors when using your park or open space? - It makes the neighbourhood a good place to live	9
Question 7: What else is important to you when using parks and opens spaces?	9
what else is important to you	9
Question 8: What do you think is the current condition of public parks in Lewisham?	9
What is the current condition of public parks in Lewisham?	9
Question 9: What do you consider to be the trend in the condition of public parks in Lewisham over the past three years?	10
What do you consider to be the trend in the condition of public parks in Lewisham over the past three years?	10
Question 10: To what extent do you agree that the following are important to help assess the quality of parks and open spaces in Lewisham?	10
What is important to help assess quality - Welcoming environment for all i.e. noise, safe/secure, lighting and disabled access	10
What is important to help assess quality - Good facilities such as toilets and cafes	11
What is important to help assess quality - Good equipment such as lighting, bins and benches	11
What is important to help assess quality - Good facilities for children and young people	12
What is important to help assess quality - Good playing pitches and games areas	12
What is important to help assess quality - Cleanliness i.e. standard of maintenance, litter collection, no dog fouling	13
What is important to help assess quality - Accessible up-to-date information including signs and notice boards	13
What is important to help assess quality - A variety of natural features i.e. meadows, woodland and open/running water	14
What is important to help assess quality - Formal landscaped areas that include seasonal planting and flower displays	14
Question 11: Are there other factors we should use to assess the quality of parks and open spaces in Lewisham?	15
Are there other factors we should use to assess the quality of parks and open spaces in Lewisham?	15
Are there other ways to assess the quality of parks and open spaces?	15
Question 12: Do you agree that the following are important benefits of parks and open spaces?	15
What is important - Providing a variety of flowers, plants and trees	15
What is important - Providing access to nature and a home for wildlife	16
What is important - Preventing flooding	16
What is important - Helping reduce pollution and improve air quality	17

What is important - Lowering the summer temperature in built up areas	17
<b>Question 13: Are there any other areas that you think we should consider?</b>	<b>18</b>
Are there any other things that make good parks and open spaces that you think we should include?	18
What else?	18
<b>Question 14: Which of the areas below do you think we should prioritise in our spending plans (please select a maximum of four areas)?</b>	<b>19</b>
Ranking of 'Most important to spend money on'	19
Most important to spend money on - Managing sites for wildlife and nature conservation	20
Most important to spend money on - Improve and build more play facilities	20
Most important to spend money on - Developing more opportunities to be involved i.e. volunteering	21
Most important to spend money on - Improve and build more outdoor gyms and other sports facilities	21
Most important to spend money on - Improve and build more toilet facilities	22
Most important to spend money on - More new cafes	22
Most important to spend money on - Managing sites with less pesticides	23
Most important to spend money on - Improve safety	23
Most important to spend money on - Run more events	24
Most important to spend money on - Improve signs and information	24
Most important to spend money on - Improve landscape gardening	25
Most important to spend money on - Prevent flooding	25
Most important to spend money on - Protect historically important parks	26
<b>Question 15: Are there any other areas that you think we should prioritise in our spending plans?</b>	<b>26</b>
Are there any other areas that you think we should prioritise in our spending plans?	26
Are there any other ways to spend money in parks and open spaces you think we should consider	26
<b>Question 16: Do you have any other comments you would like to make about Lewisham's parks and open spaces?</b>	<b>26</b>
Do you have any other comments you would like to make about Lewisham's Parks and Open Spaces?	26
Do you have any other comments?	27
<b>Question 17: Would you like to be more involved in the future, for example would you be interested in the following?</b>	<b>27</b>
interested in being involved	27
<b>Question 18: So we can analyse the findings by different locations in the borough, please can you provide your postcode?</b>	<b>27</b>
Please add your post code	27
<b>Question 19: Are you responding as a:</b>	<b>28</b>
Who are you responding as?	28
<b>Question 20: Introduction</b>	<b>28</b>
Consent	28
<b>Question 21: What is your age?</b>	<b>29</b>
Age	29
<b>Question 22: What is your sex?</b>	<b>30</b>
Please select one of the following from the dropdown list:	30
Sex identity - other	30
<b>Question 23: Is your gender identity different from the gender you were assigned at birth?</b>	<b>31</b>
Transgender	31
<b>Question 24: What is your ethnicity?</b>	<b>31</b>
Ethnicity - White	31
Ethnicity - Mixed or multiple ethnic groups	31
Ethnicity - Asian or Asian British	32
Ethnicity - Black African, Black Caribbean, Black British or any other Black background	32
Ethnicity	32
Ethnicity - Other	33
Ethnicity - Other	33
<b>Question 25: Are you pregnant or on maternity leave?</b>	<b>33</b>
Please select one of the following from the dropdown list:	33
<b>Question 26: How would you define your sexual orientation?</b>	<b>33</b>
Please select one of the following from the dropdown list:	33
Sexual Orientation - Other	34
<b>Question 27: Disability</b>	<b>34</b>
Disability - Do you consider yourself to be a disabled person?	34
Disability Type - How would you describe your disability?	34
Disability Type - Other	35
Access Requirements - Do you have any access requirements?	35
Access Requirements - Other	35

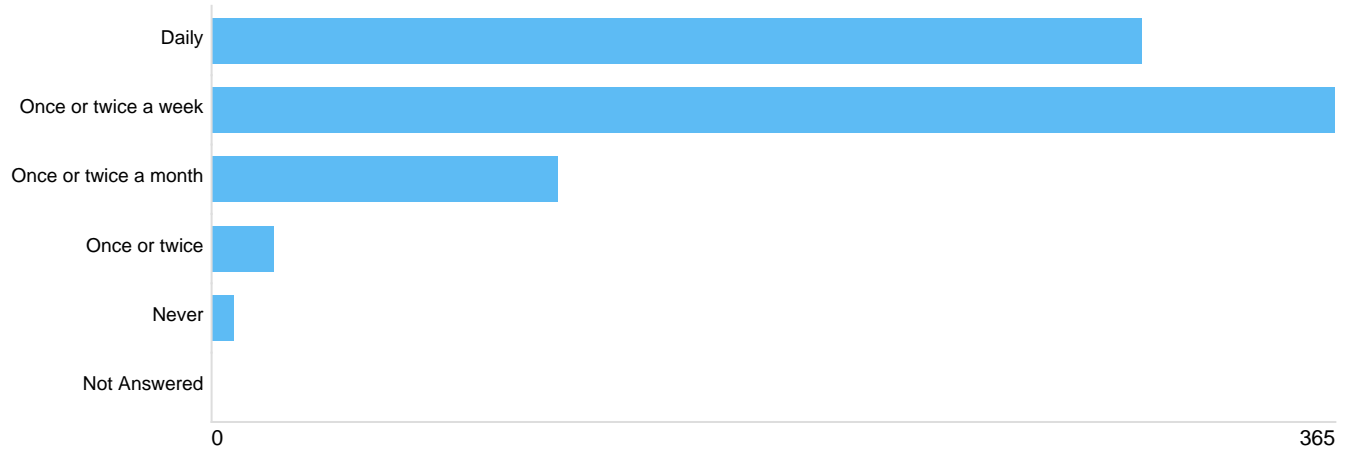
Question 28: What is your religious belief? 36

Please select one of the following from the dropdown list: 36

Religion and Belief - Other 36

### Question 1: How often do you visit a park or open space in Lewisham in the autumn/winter?

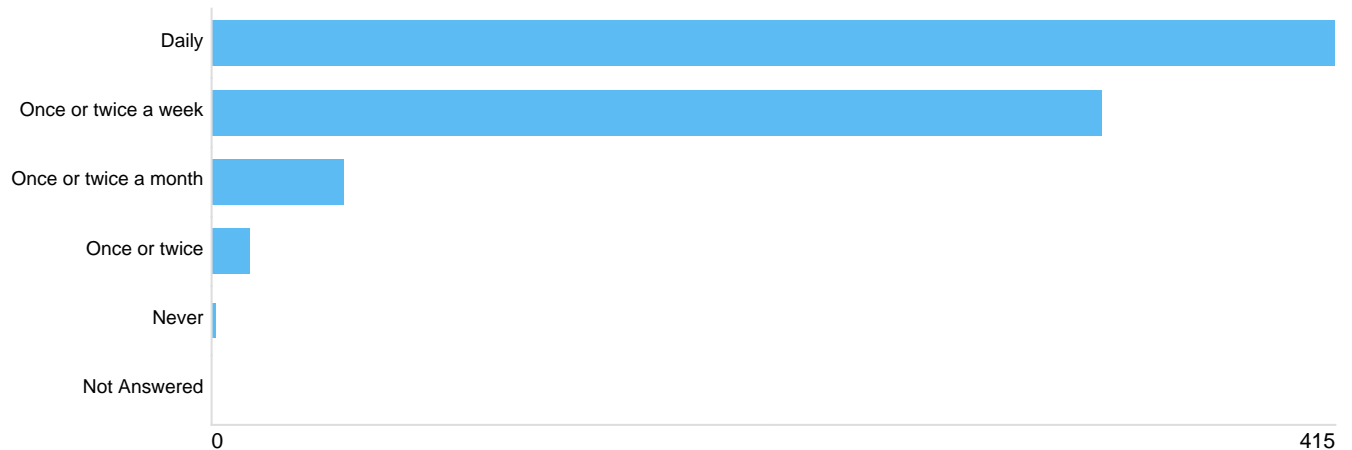
*How often do you visit?*



Option	Total	Percent
Daily	302	37.47%
Once or twice a week	365	45.29%
Once or twice a month	112	13.90%
Once or twice	20	2.48%
Never	7	0.87%
Not Answered	0	0%

### Question 2: How often do you visit a park or open space in Lewisham in the spring/summer?

*How often spring/summer*



Option	Total	Percent
Daily	415	51.49%
Once or twice a week	328	40.69%
Once or twice a month	48	5.96%
Once or twice	14	1.74%
Never	1	0.12%
Not Answered	0	0%

### Question 3: Which park or open space is closest to you?

#### *Which park or open space is closest to you?*

There were **803** responses to this part of the question.

### Question 4: Which park or open space do you visit most often?

#### *Which park or open space do you visit most often?*

There were **805** responses to this part of the question.

### Question 5: How would you normally travel there?

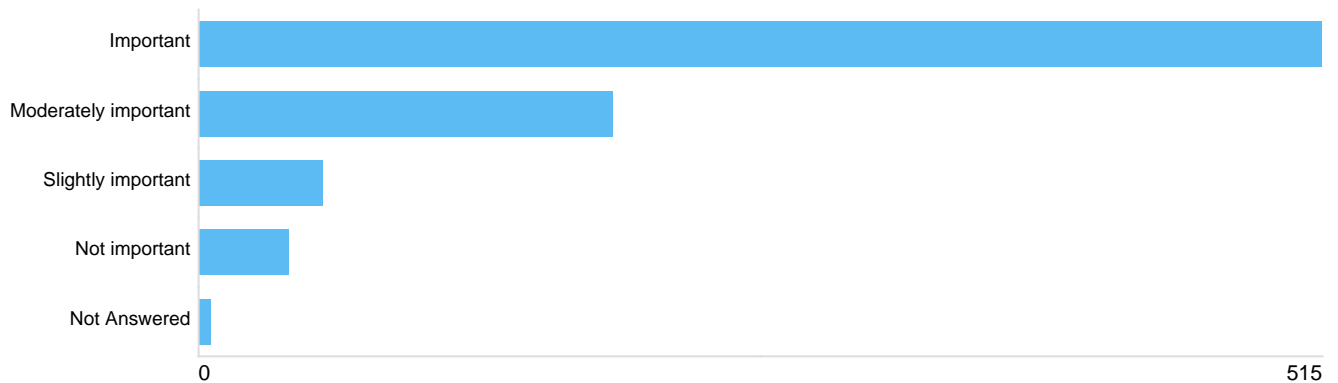
#### *How you get there*



Option	Total	Percent
Car/motorbike	73	9.06%
Walk	676	83.87%
Public transport	10	1.24%
Cycle	43	5.33%
Other	3	0.37%
Not Answered	1	0.12%

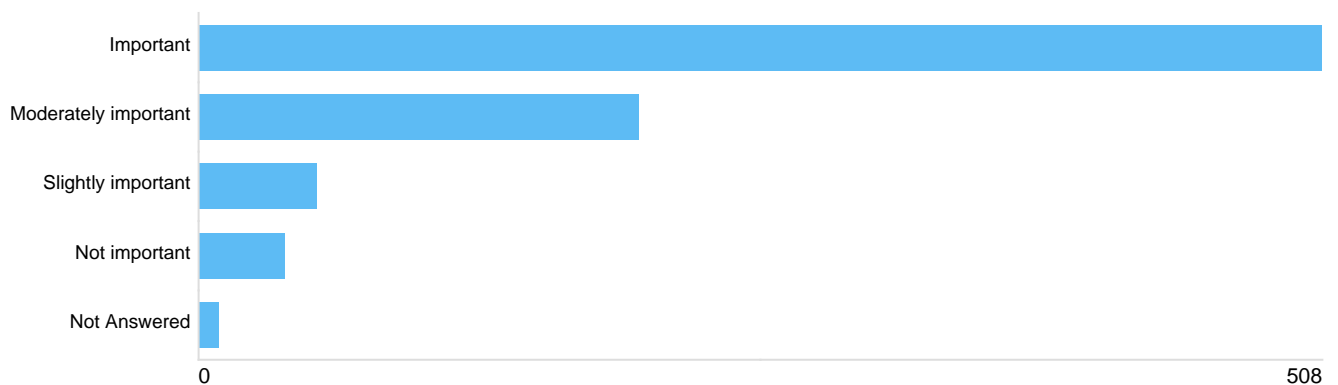
#### Question 6: How important are the following when using your park or open space?

**How important are the following factors when using your park or open space? - My local park or open space is within 5 minutes walk from my home**



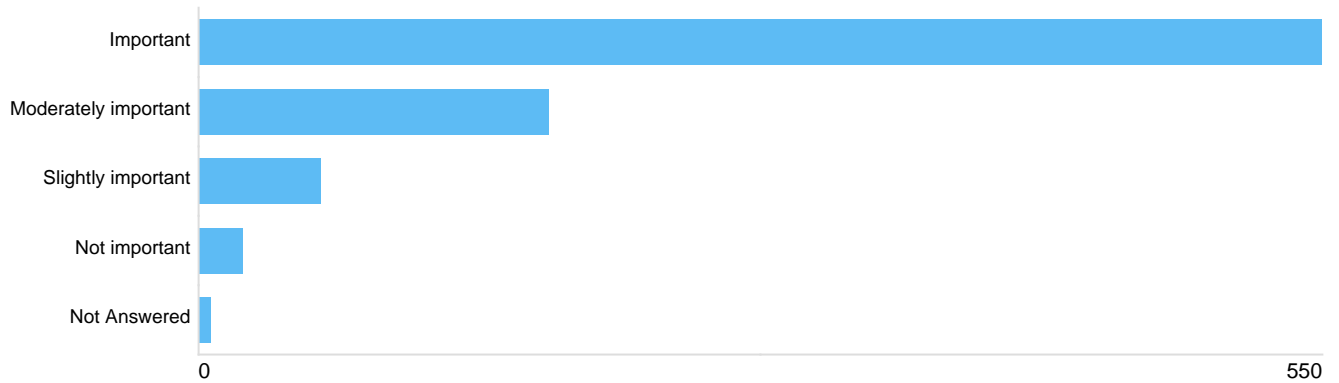
Option	Total	Percent
Important	515	63.90%
Moderately important	189	23.45%
Slightly important	56	6.95%
Not important	41	5.09%
Not Answered	5	0.62%

**How important are the following factors when using your park or open space? - A larger park or open space is within 20 minutes walk from home**




Option	Total	Percent
Important	508	63.03%
Moderately important	198	24.57%
Slightly important	53	6.58%
Not important	38	4.71%
Not Answered	9	1.12%

**How important are the following factors when using your park or open space? - Areas for quiet relaxation**



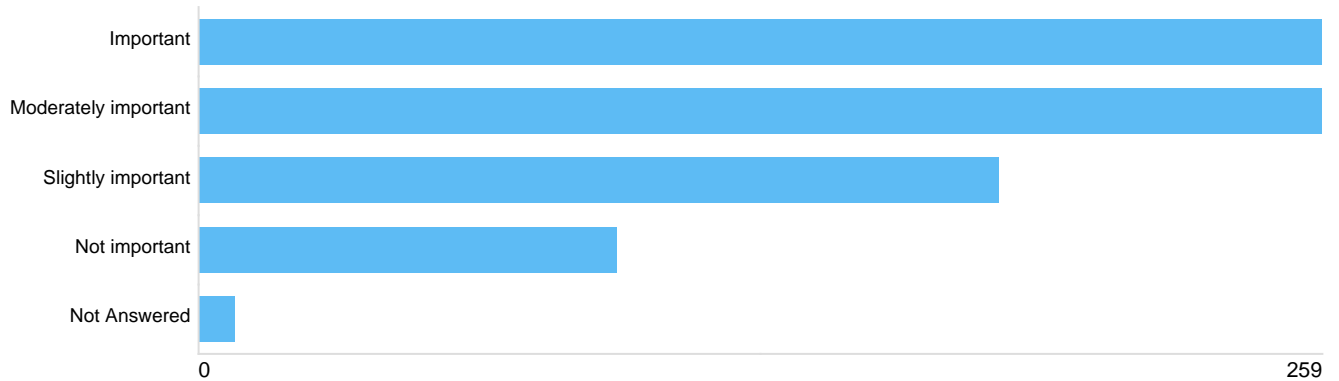
Option	Total	Percent
Important	550	68.24%
Moderately important	171	21.22%
Slightly important	59	7.32%
Not important	21	2.61%
Not Answered	5	0.62%

**How important are the following factors when using your park or open space? - Promotion of organised physical activity**



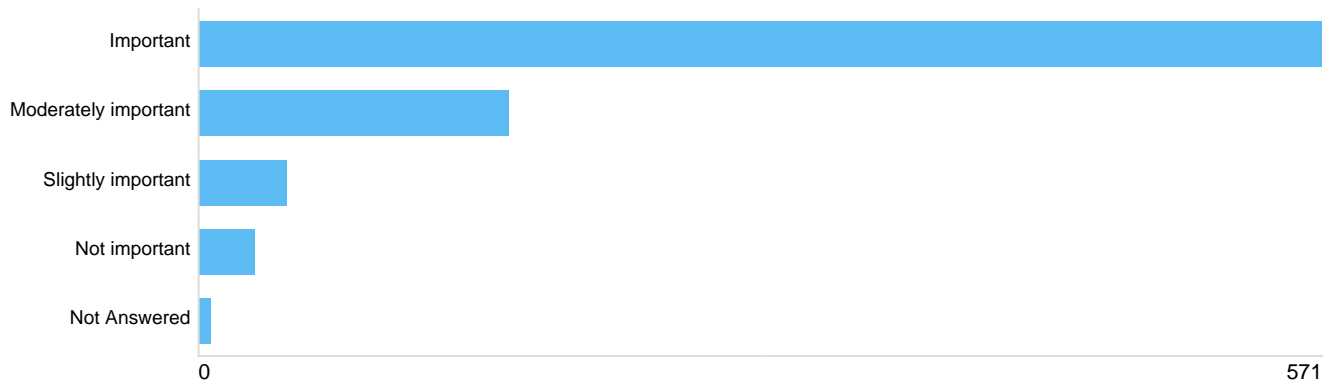
Option	Total	Percent
Important	239	29.65%
Moderately important	208	25.81%
Slightly important	174	21.59%
Not important	177	21.96%
Not Answered	8	0.99%

**How important are the following factors when using your park or open space? - Promotion of educational engagement e.g. nature walks and school groups**




Option	Total	Percent
Important	259	32.13%
Moderately important	259	32.13%
Slightly important	184	22.83%
Not important	96	11.91%
Not Answered	8	0.99%

**How important are the following factors when using your park or open space? - Used by all members of the local community**




Option	Total	Percent
Important	571	70.84%
Moderately important	157	19.48%
Slightly important	44	5.46%
Not important	28	3.47%
Not Answered	6	0.74%

***How important are the following factors when using your park or open space? - Growing food***



Option	Total	Percent
Important	139	17.25%
Moderately important	200	24.81%
Slightly important	231	28.66%
Not important	226	28.04%
Not Answered	10	1.24%


***How important are the following factors when using your park or open space? - Used for hosting events***





Option	Total	Percent
Important	165	20.47%
Moderately important	246	30.52%
Slightly important	225	27.92%
Not important	162	20.10%
Not Answered	8	0.99%

**How important are the following factors when using your park or open space? - It makes the neighbourhood a good place to live**



Option	Total	Percent
Important	767	95.16%
Moderately important	30	3.72%
Slightly important	3	0.37%
Not important	0	0%
Not Answered	6	0.74%

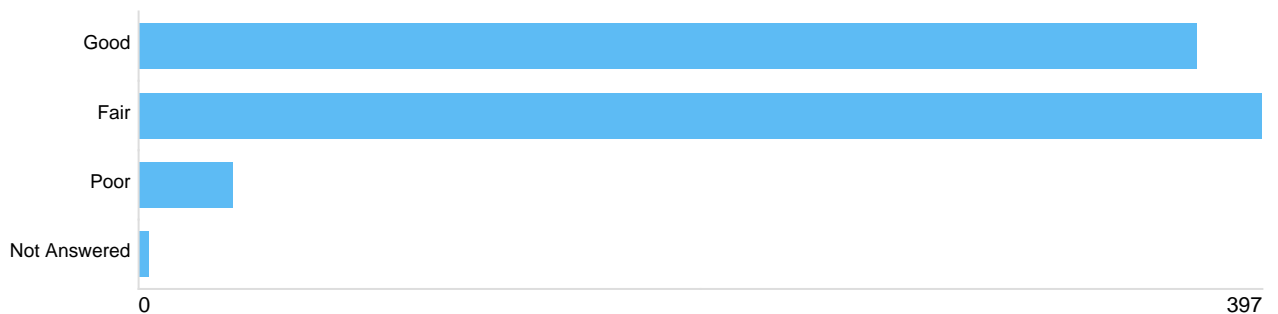
#### Question 7: What else is important to you when using parks and opens spaces?

**what else is important to you**

There were 725 responses to this part of the question.

#### Question 8: What do you think is the current condition of public parks in Lewisham?

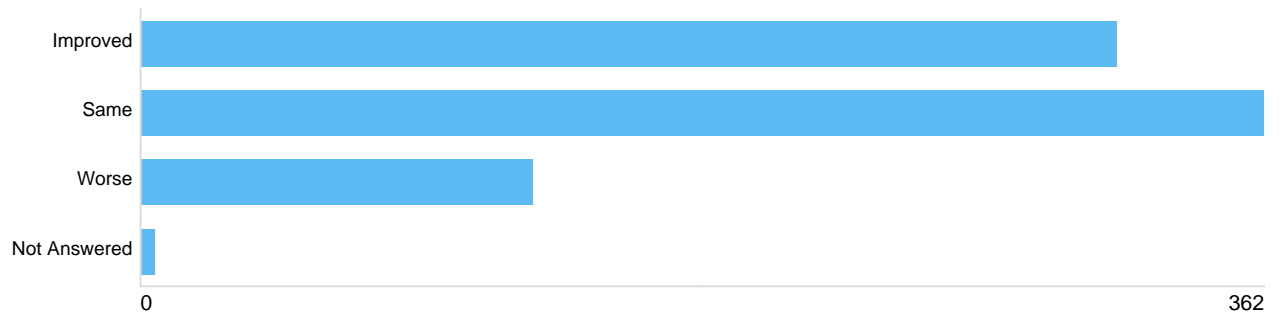
**What is the current condition of public parks in Lewisham?**



Option	Total	Percent
Good	373	46.28%
Fair	397	49.26%
Poor	33	4.09%
Not Answered	3	0.37%

**Question 9: What do you consider to be the trend in the condition of public parks in Lewisham over the past three years?**


*What do you consider to be the trend in the condition of public parks in Lewisham over the past three years?*



Option	Total	Percent
Improved	314	38.96%
Same	362	44.91%
Worse	126	15.63%
Not Answered	4	0.50%


**Question 10: To what extent do you agree that the following are important to help assess the quality of parks and open spaces in Lewisham?**

*What is important to help assess quality - Welcoming environment for all i.e. noise, safe/secure, lighting and disabled access*




Option	Total	Percent
Agree	733	90.94%
Neither agree nor disagree	54	6.70%
Disagree	12	1.49%
Don't know	3	0.37%
Not Answered	4	0.50%

***What is important to help assess quality - Good facilities such as toilets and cafes***




Option	Total	Percent
Agree	632	78.41%
Neither agree nor disagree	125	15.51%
Disagree	42	5.21%
Don't know	3	0.37%
Not Answered	4	0.50%

***What is important to help assess quality - Good equipment such as lighting, bins and benches***



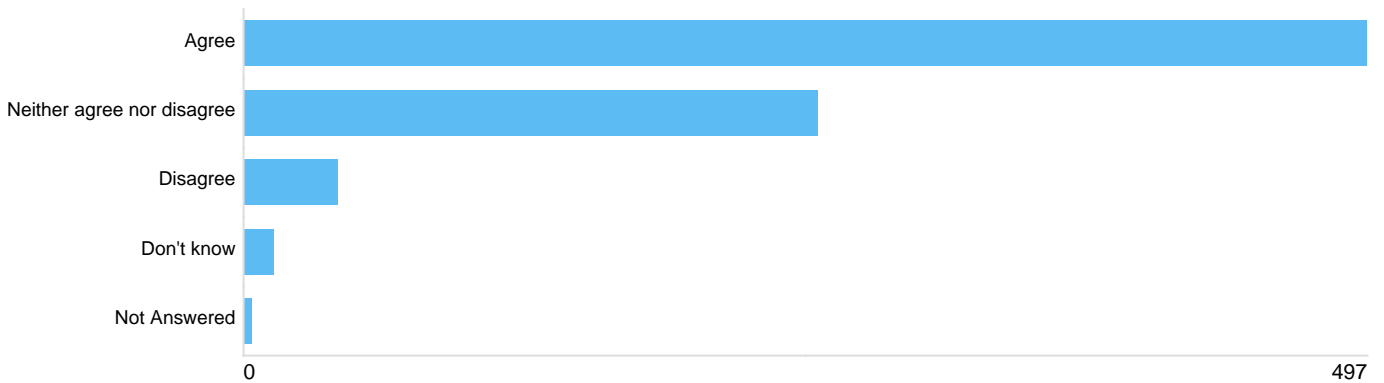
Option	Total	Percent
Agree	703	87.22%
Neither agree nor disagree	68	8.44%
Disagree	28	3.47%
Don't know	2	0.25%
Not Answered	5	0.62%

***What is important to help assess quality - Good facilities for children and young people***




Option	Total	Percent
Agree	679	84.24%
Neither agree nor disagree	97	12.03%
Disagree	23	2.85%
Don't know	4	0.50%
Not Answered	3	0.37%

***What is important to help assess quality - Good playing pitches and games areas***



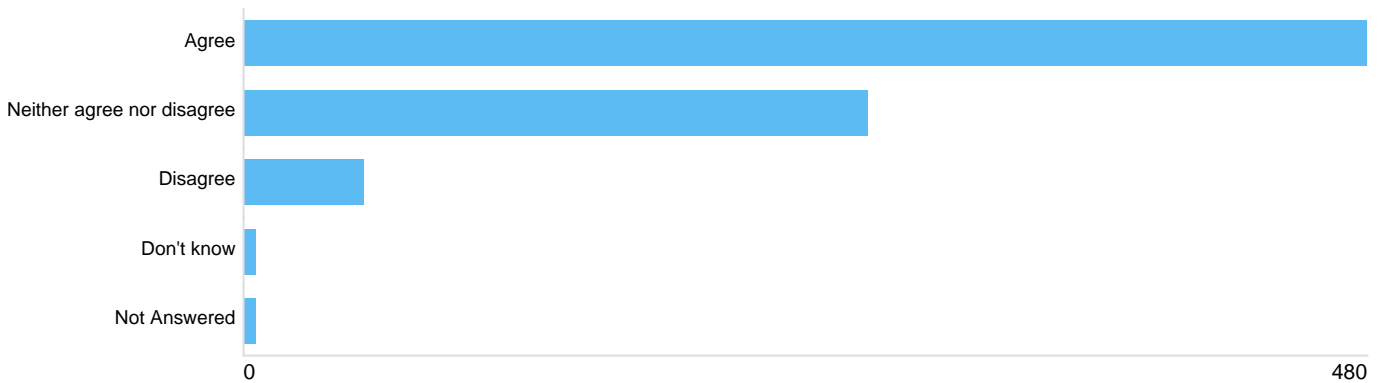
Option	Total	Percent
Agree	497	61.66%
Neither agree nor disagree	253	31.39%
Disagree	41	5.09%
Don't know	13	1.61%
Not Answered	3	0.37%

***What is important to help assess quality - Cleanliness i.e. standard of maintenance, litter collection, no dog fouling***




Option	Total	Percent
Agree	752	93.30%
Neither agree nor disagree	25	3.10%
Disagree	23	2.85%
Don't know	3	0.37%
Not Answered	3	0.37%

***What is important to help assess quality - Accessible up-to-date information including signs and notice boards***



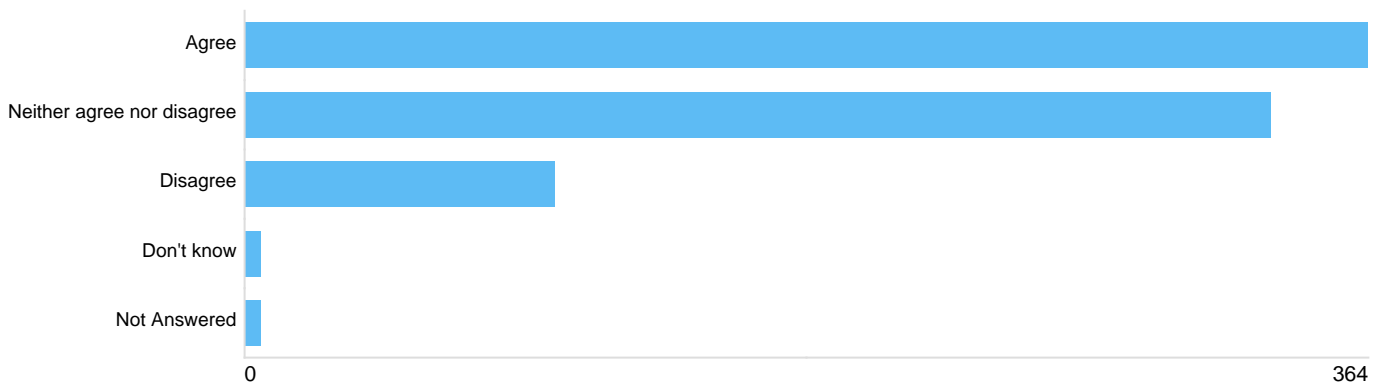
Option	Total	Percent
Agree	480	59.55%
Neither agree nor disagree	266	33.00%
Disagree	51	6.33%
Don't know	5	0.62%
Not Answered	5	0.62%

***What is important to help assess quality - A variety of natural features i.e. meadows, woodland and open/running water***



Option	Total	Percent
Agree	663	82.26%
Neither agree nor disagree	123	15.26%
Disagree	13	1.61%
Don't know	2	0.25%
Not Answered	5	0.62%

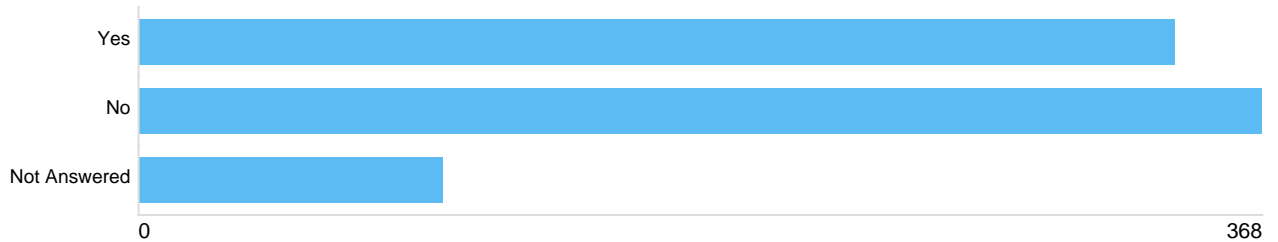
***What is important to help assess quality - Formal landscaped areas that include seasonal planting and flower displays***



Option	Total	Percent
Agree	364	45.16%
Neither agree nor disagree	332	41.19%
Disagree	100	12.41%
Don't know	5	0.62%
Not Answered	5	0.62%

**Question 11: Are there other factors we should use to assess the quality of parks and open spaces in Lewisham?**

*Are there other factors we should use to assess the quality of parks and open spaces in Lewisham?*




Option	Total	Percent
Yes	339	42.06%
No	368	45.66%
Not Answered	99	12.28%

*Are there other ways to assess the quality of parks and open spaces?*

There were **360** responses to this part of the question.


**Question 12: Do you agree that the following are important benefits of parks and open spaces?**

*What is important - Providing a variety of flowers, plants and trees*



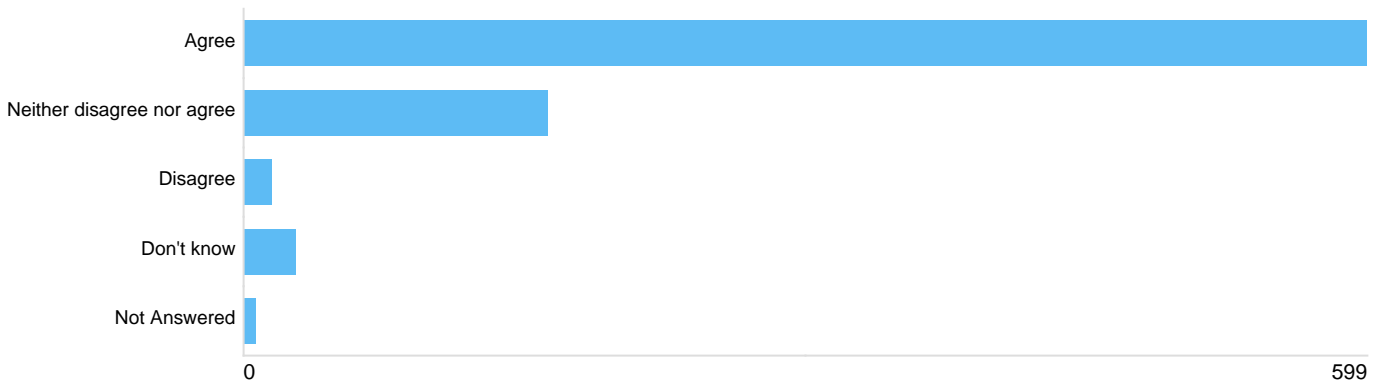
Option	Total	Percent
Agree	699	86.72%
Neither disagree nor agree	94	11.66%
Disagree	8	0.99%
Don't know	2	0.25%
Not Answered	3	0.37%

***What is important - Providing access to nature and a home for wildlife***



Option	Total	Percent
Agree	765	94.91%
Neither disagree nor agree	38	4.71%
Disagree	1	0.12%
Don't know	0	0%
Not Answered	3	0.37%


***What is important - Preventing flooding***





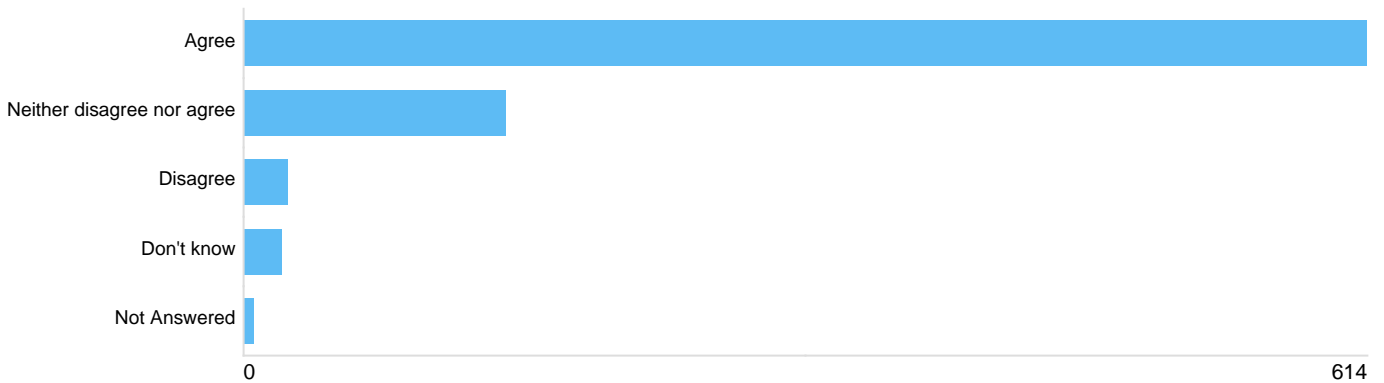
Option	Total	Percent
Agree	599	74.32%
Neither disagree nor agree	161	19.98%
Disagree	14	1.74%
Don't know	27	3.35%
Not Answered	6	0.74%

***What is important - Helping reduce pollution and improve air quality***



Option	Total	Percent
Agree	769	95.41%
Neither disagree nor agree	27	3.35%
Disagree	5	0.62%
Don't know	1	0.12%
Not Answered	5	0.62%

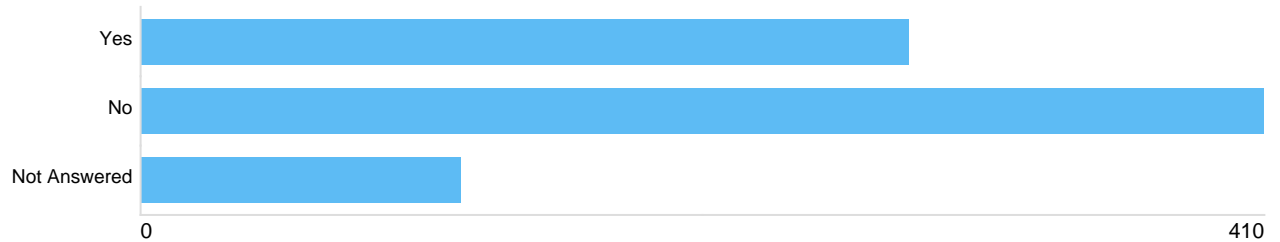
***What is important - Lowering the summer temperature in built up areas***



Option	Total	Percent
Agree	614	76.18%
Neither disagree nor agree	143	17.74%
Disagree	24	2.98%
Don't know	20	2.48%
Not Answered	5	0.62%

**Question 13: Are there any other areas that you think we should consider?**

*Are there any other things that make good parks and open spaces that you think we should include?*



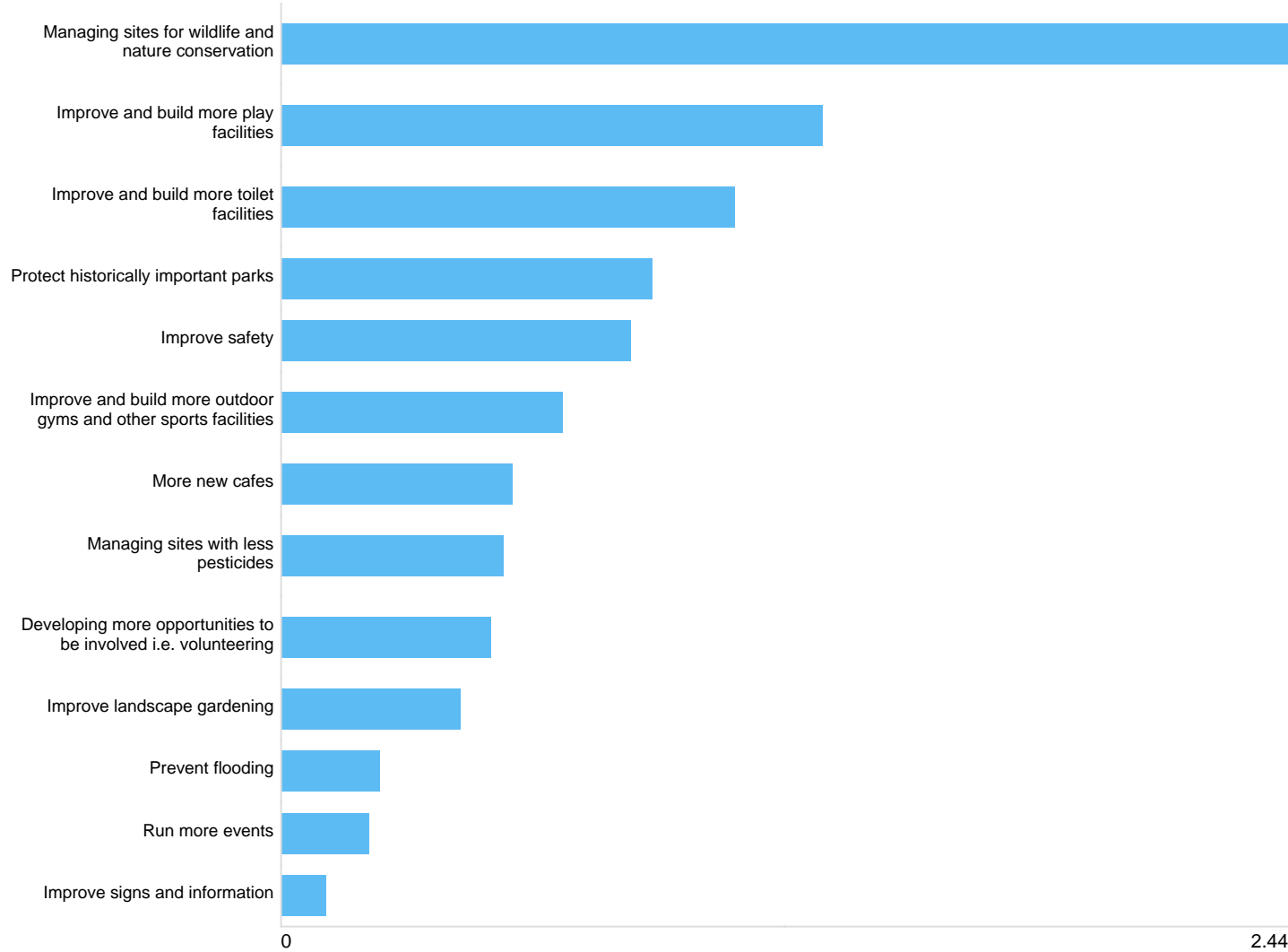
Option	Total	Percent
Yes	280	34.74%
No	410	50.87%
Not Answered	116	14.39%

**What else?**

There were **303** responses to this part of the question.

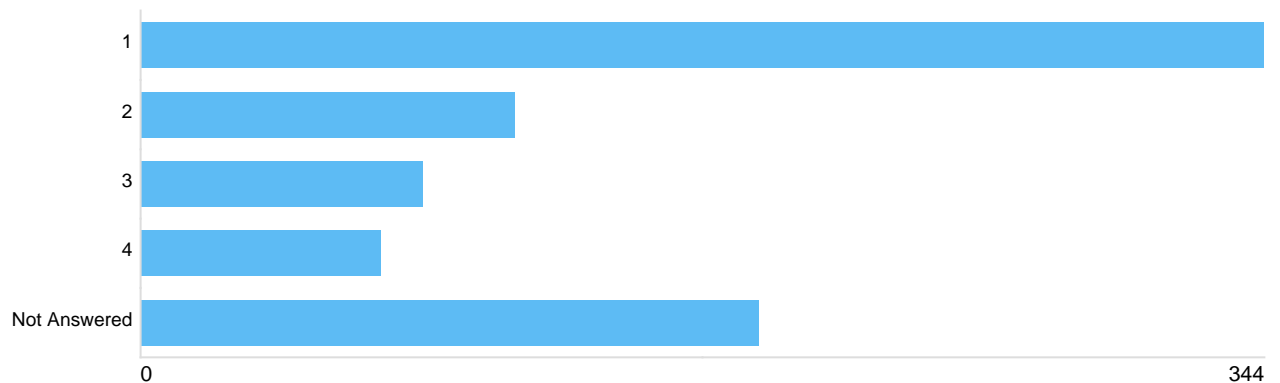
**Question 14: Which of the areas below do you think we should prioritise in our spending plans (please select a maximum of four areas)?**

*Ranking of 'Most important to spend money on'*



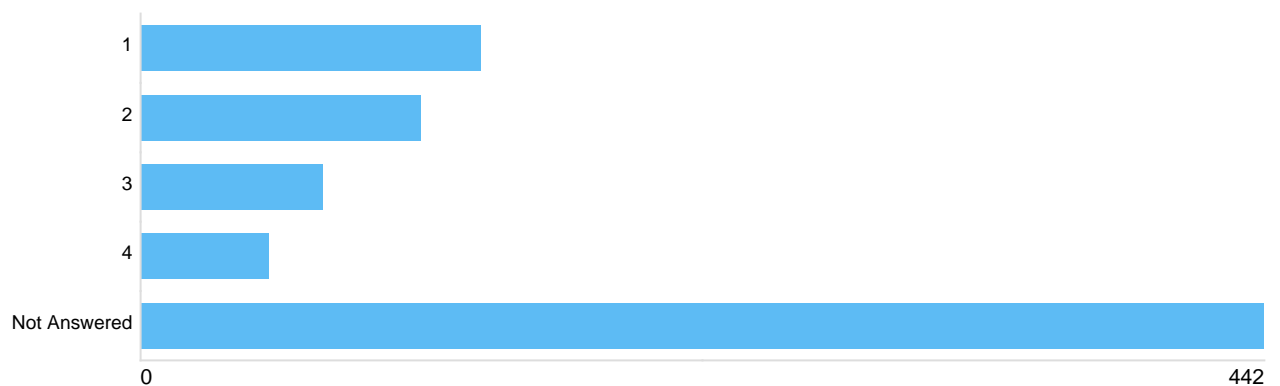
Item	Ranking
Managing sites for wildlife and nature conservation	2.44
Improve and build more play facilities	1.31
Improve and build more toilet facilities	1.10
Protect historically important parks	0.89
Improve safety	0.84
Improve and build more outdoor gyms and other sports facilities	0.68
More new cafes	0.56
Managing sites with less pesticides	0.54
Developing more opportunities to be involved i.e. volunteering	0.51
Improve landscape gardening	0.43
Prevent flooding	0.24
Run more events	0.21
Improve signs and information	0.10

**Most important to spend money on - Managing sites for wildlife and nature conservation**



Option	Total	Percent
1	344	42.68%
2	114	14.14%
3	86	10.67%
4	73	9.06%
Not Answered	189	23.45%

**Most important to spend money on - Improve and build more play facilities**



Option	Total	Percent
1	133	16.50%
2	110	13.65%
3	71	8.81%
4	50	6.20%
Not Answered	442	54.84%

***Most important to spend money on - Developing more opportunities to be involved i.e. volunteering***



Option	Total	Percent
1	17	2.11%
2	53	6.58%
3	65	8.06%
4	51	6.33%
Not Answered	620	76.92%

***Most important to spend money on - Improve and build more outdoor gyms and other sports facilities***



Option	Total	Percent
1	35	4.34%
2	72	8.93%
3	62	7.69%
4	68	8.44%
Not Answered	569	70.60%

***Most important to spend money on - Improve and build more toilet facilities***



Option	Total	Percent
1	65	8.06%
2	120	14.89%
3	93	11.54%
4	77	9.55%
Not Answered	451	55.96%

***Most important to spend money on - More new cafes***



Option	Total	Percent
1	27	3.35%
2	60	7.44%
3	59	7.32%
4	42	5.21%
Not Answered	618	76.67%

***Most important to spend money on - Managing sites with less pesticides***



Option	Total	Percent
1	20	2.48%
2	54	6.70%
3	63	7.82%
4	65	8.06%
Not Answered	604	74.94%

***Most important to spend money on - Improve safety***



Option	Total	Percent
1	63	7.82%
2	65	8.06%
3	79	9.80%
4	75	9.31%
Not Answered	524	65.01%

**Most important to spend money on - Run more events**



Option	Total	Percent
1	10	1.24%
2	17	2.11%
3	20	2.48%
4	40	4.96%
Not Answered	719	89.21%

**Most important to spend money on - Improve signs and information**





Option	Total	Percent
1	4	0.50%
2	6	0.74%
3	15	1.86%
4	20	2.48%
Not Answered	761	94.42%

***Most important to spend money on - Improve landscape gardening***



Option	Total	Percent
1	16	1.99%
2	38	4.71%
3	57	7.07%
4	57	7.07%
Not Answered	638	79.16%

***Most important to spend money on - Prevent flooding***



Option	Total	Percent
1	8	0.99%
2	13	1.61%
3	36	4.47%
4	49	6.08%
Not Answered	700	86.85%

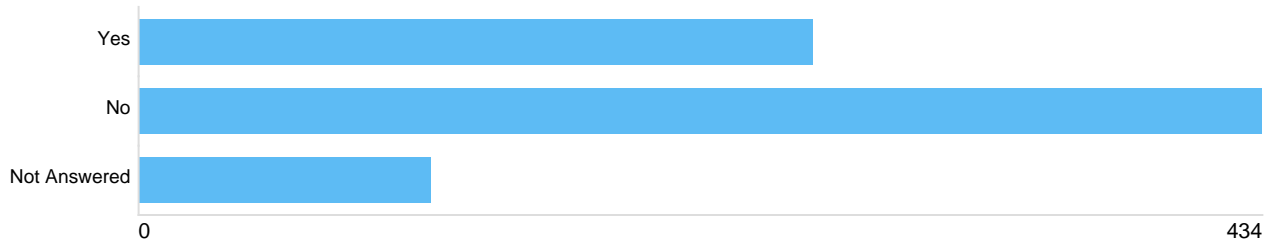
**Most important to spend money on - Protect historically important parks**



Option	Total	Percent
1	58	7.20%
2	72	8.93%
3	85	10.55%
4	103	12.78%
Not Answered	488	60.55%

**Question 15: Are there any other areas that you think we should prioritise in our spending plans?**

**Are there any other areas that you think we should prioritise in our spending plans?**



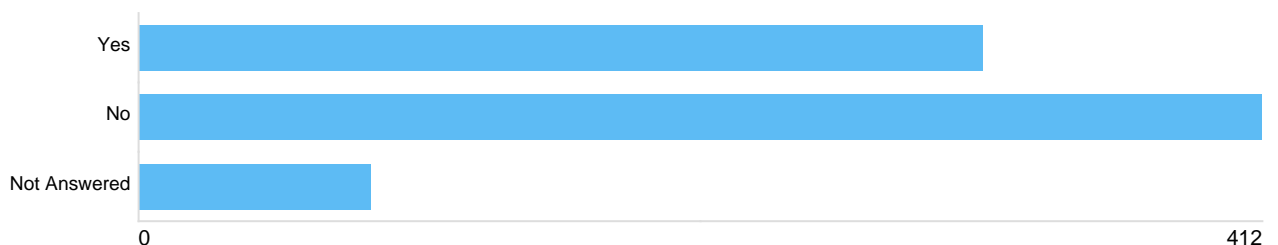
Option	Total	Percent
Yes	260	32.26%
No	434	53.85%
Not Answered	112	13.90%

**Are there any other ways to spend money in parks and open spaces you think we should consider**

There were **284** responses to this part of the question.

**Question 16: Do you have any other comments you would like to make about Lewisham's parks and open spaces?**

**Do you have any other comments you would like to make about Lewisham's Parks and Open Spaces?**



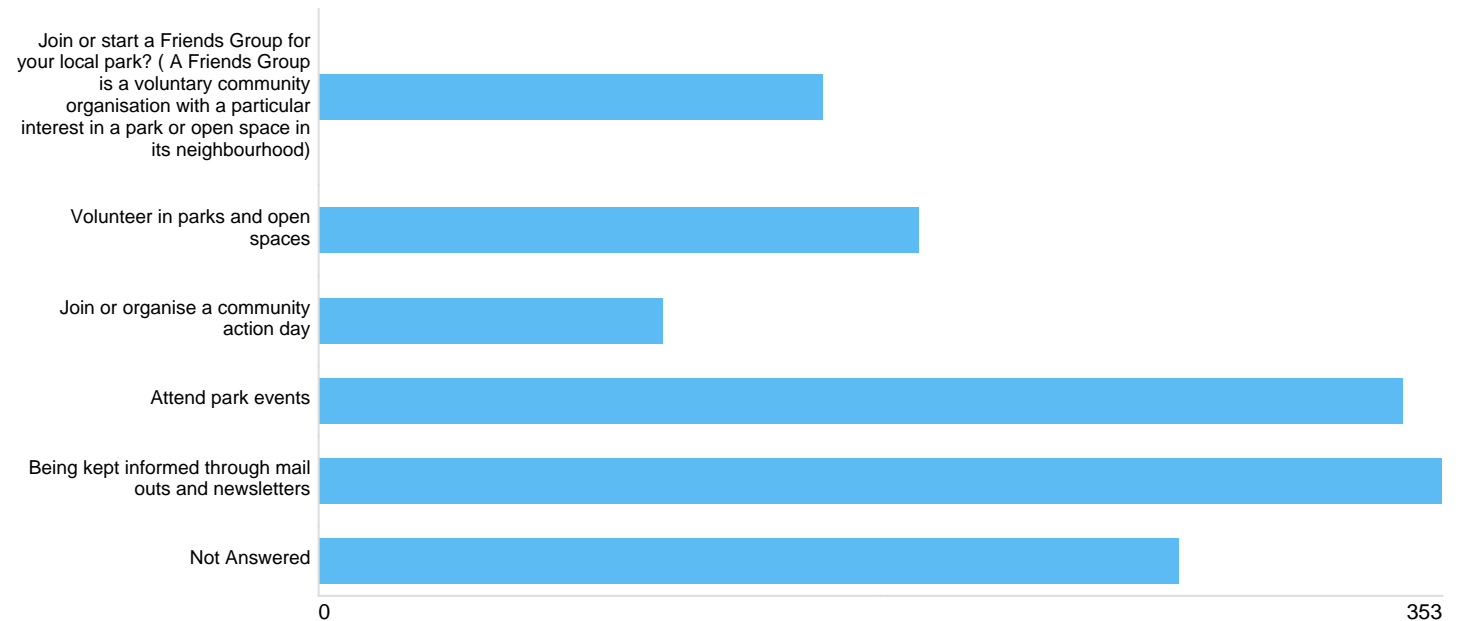
Option	Total	Percent
Yes	309	38.34%
No	412	51.12%
Not Answered	85	10.55%

***Do you have any other comments?***

There were **337** responses to this part of the question.

**Question 17: Would you like to be more involved in the future, for example would you be interested in the following?**

***interested in being involved***



Option	Total	Percent
Join or start a Friends Group for your local park? ( A Friends Group is a voluntary community organisation with a particular interest in a park or open space in its neighbourhood)	158	19.60%
Volunteer in parks and open spaces	188	23.33%
Join or organise a community action day	108	13.40%
Attend park events	340	42.18%
Being kept informed through mail outs and newsletters	353	43.80%
Not Answered	270	33.50%

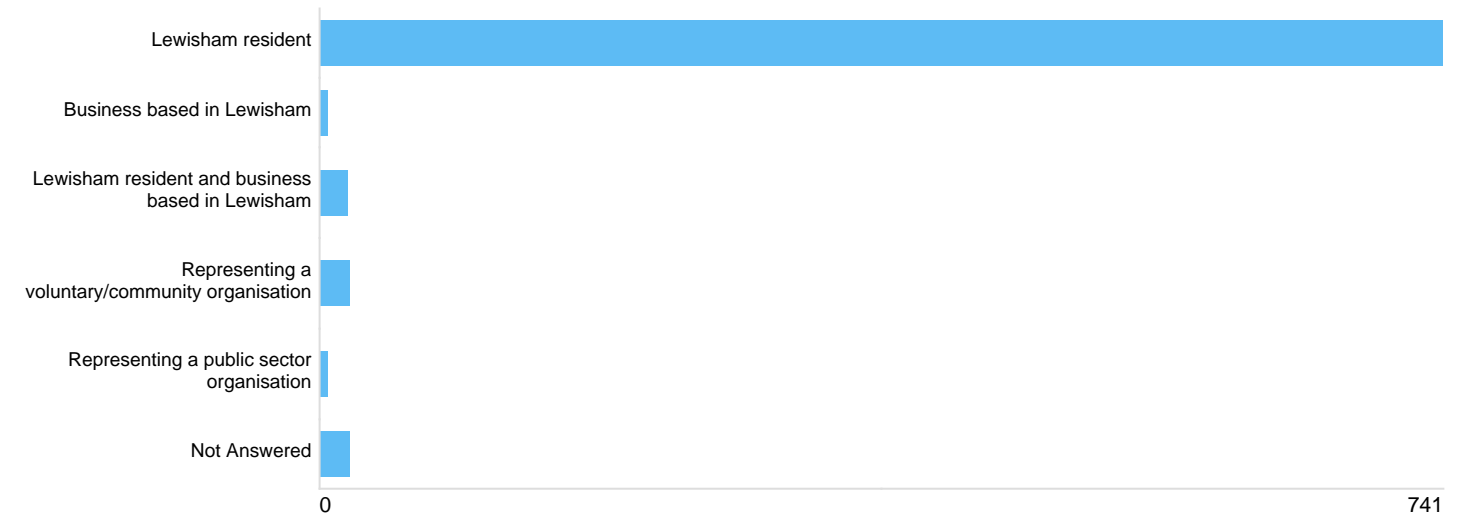
**Question 18: So we can analyse the findings by different locations in the borough, please can you provide your postcode?**

***Please add your post code***

There were **766** responses to this part of the question.

## Question 19: Are you responding as a:

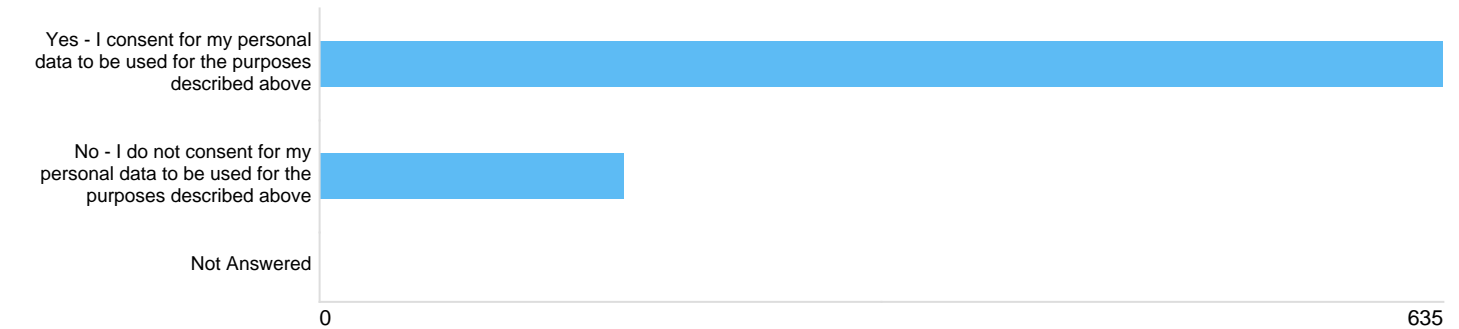
*Who are you responding as?*



Option	Total	Percent
Lewisham resident	741	91.94%
Business based in Lewisham	5	0.62%
Lewisham resident and business based in Lewisham	18	2.23%
Representing a voluntary/community organisation	19	2.36%
Representing a public sector organisation	4	0.50%
Not Answered	19	2.36%

## Question 20: Introduction

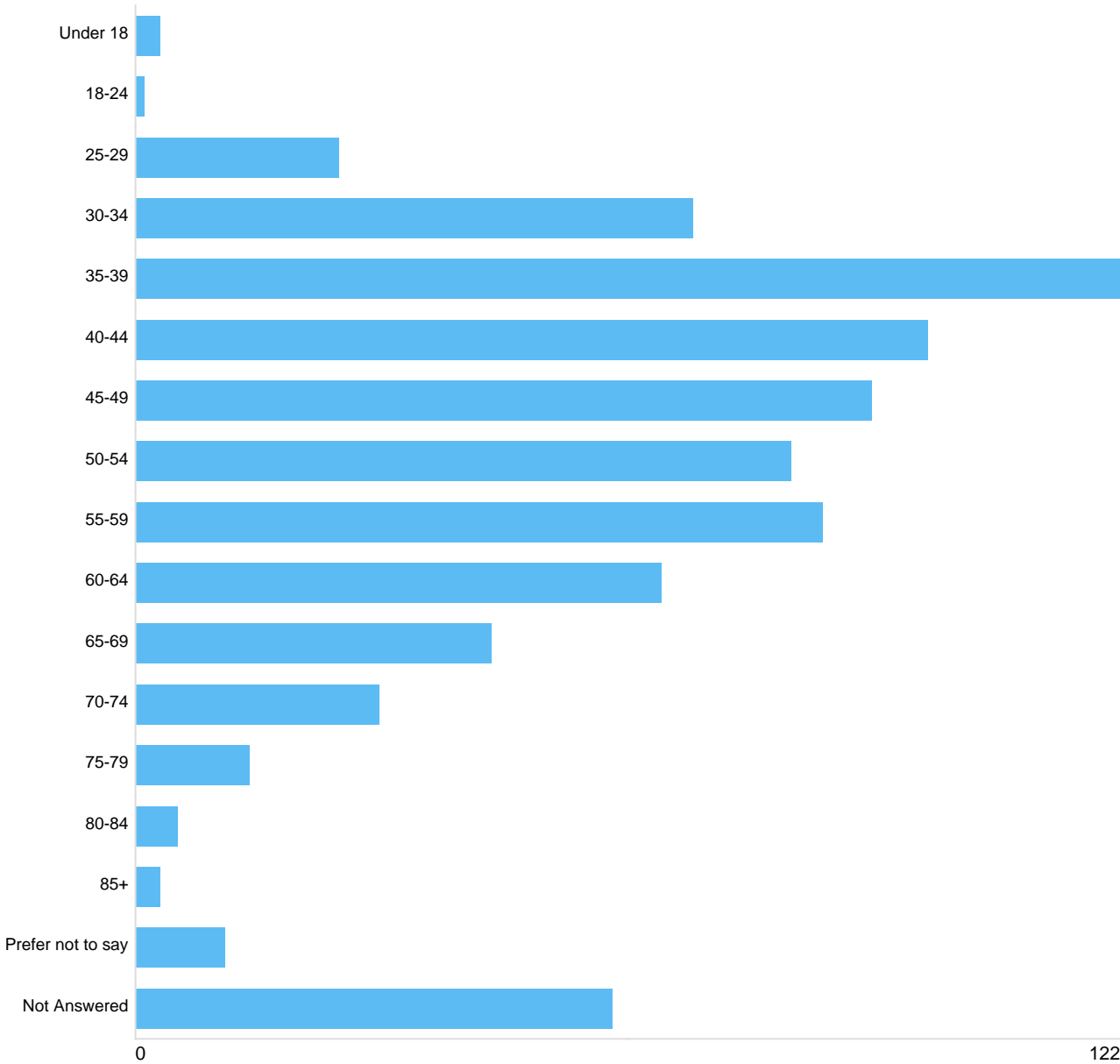
*Consent*



Option	Total	Percent
Yes - I consent for my personal data to be used for the purposes described above	635	78.78%
No - I do not consent for my personal data to be used for the purposes described above	171	21.22%
Not Answered	0	0%

**Question 21: What is your age?**

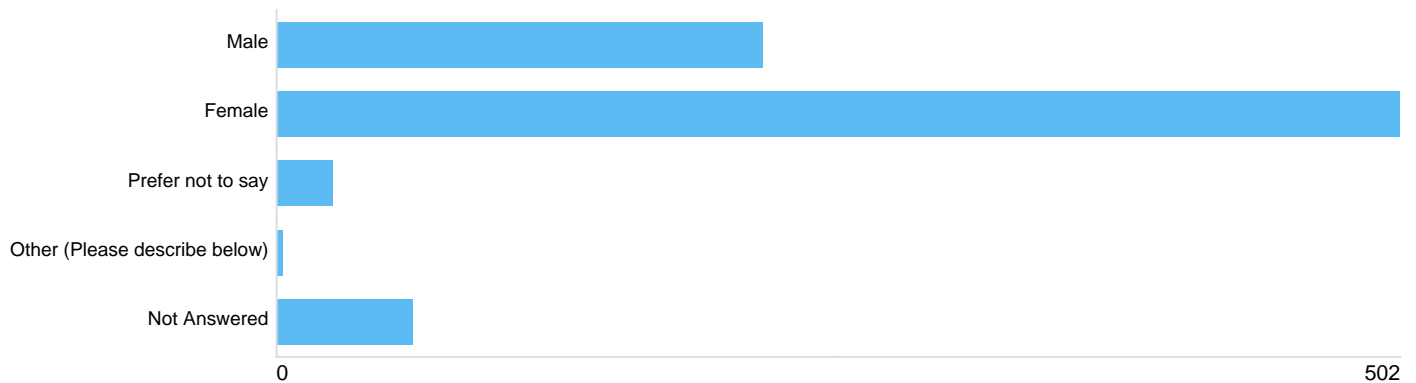
**Age**



Option	Total	Percent
Under 18	3	0.37%
18-24	1	0.12%
25-29	25	3.10%
30-34	69	8.56%
35-39	122	15.14%
40-44	98	12.16%
45-49	91	11.29%
50-54	81	10.05%
55-59	85	10.55%
60-64	65	8.06%
65-69	44	5.46%
70-74	30	3.72%
75-79	14	1.74%
80-84	5	0.62%
85+	3	0.37%
Prefer not to say	11	1.36%
Not Answered	59	7.32%

## Question 22: What is your sex?

Please select one of the following from the dropdown list:



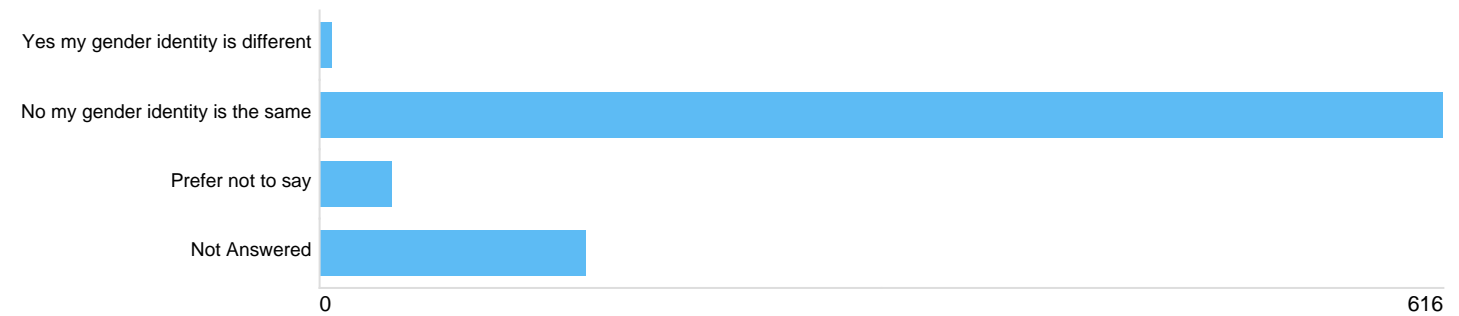
Option	Total	Percent
Male	217	26.92%
Female	502	62.28%
Prefer not to say	25	3.10%
Other (Please describe below)	2	0.25%
Not Answered	60	7.44%

### Sex identity - other

There were 3 responses to this part of the question.

### Question 23: Is your gender identity different from the gender you were assigned at birth?

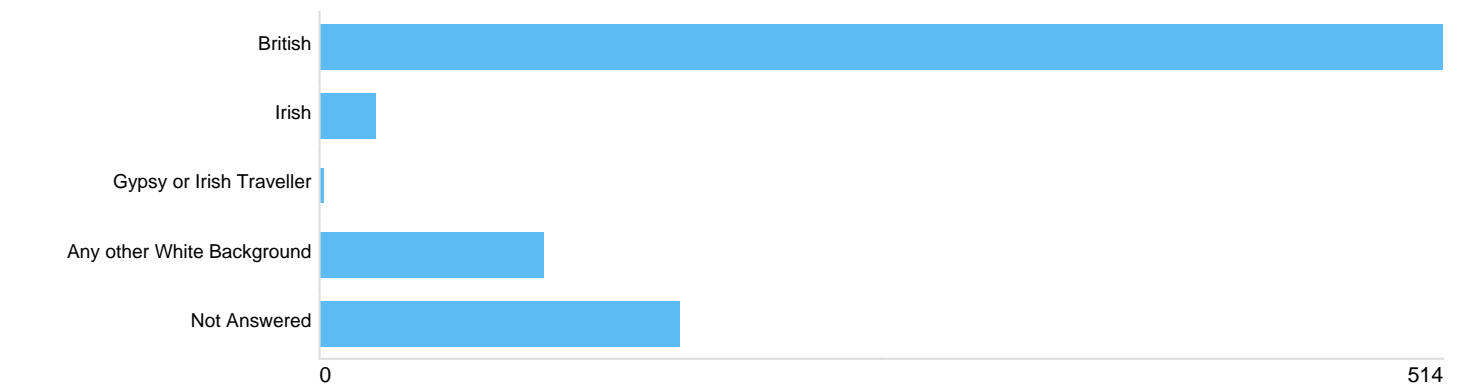
#### Transgender



Option	Total	Percent
Yes my gender identity is different	6	0.74%
No my gender identity is the same	616	76.43%
Prefer not to say	39	4.84%
Not Answered	145	17.99%


### Question 24: What is your ethnicity?

#### Ethnicity - White




Option	Total	Percent
British	514	63.77%
Irish	25	3.10%
Gypsy or Irish Traveller	1	0.12%
Any other White Background	102	12.66%
Not Answered	164	20.35%

#### Ethnicity - Mixed or multiple ethnic groups



Option	Total	Percent
White and Black Caribbean	10	1.24%
White and Black African	3	0.37%
White and Asian	5	0.62%
Any other mixed or multiple ethnic background	17	2.11%
Not Answered	771	95.66%

#### ***Ethnicity - Asian or Asian British***



Option	Total	Percent
Indian	5	0.62%
Pakistani	3	0.37%
Bangladeshi	0	0%
Chinese	2	0.25%
Any other Asian background	8	0.99%
Not Answered	788	97.77%

#### ***Ethnicity - Black African, Black Caribbean, Black British or any other Black background***



Option	Total	Percent
African	2	0.25%
Caribbean	8	0.99%
Any other Black, African or Caribbean background	9	1.12%
Not Answered	787	97.64%

#### ***Ethnicity***





Option	Total	Percent
Prefer not to say	47	5.83%
Not Answered	759	94.17%

#### Ethnicity - Other



Option	Total	Percent
Other (Please describe below)	8	0.99%
Not Answered	798	99.01%

#### Ethnicity - Other

There were **16** responses to this part of the question.

### Question 25: Are you pregnant or on maternity leave?

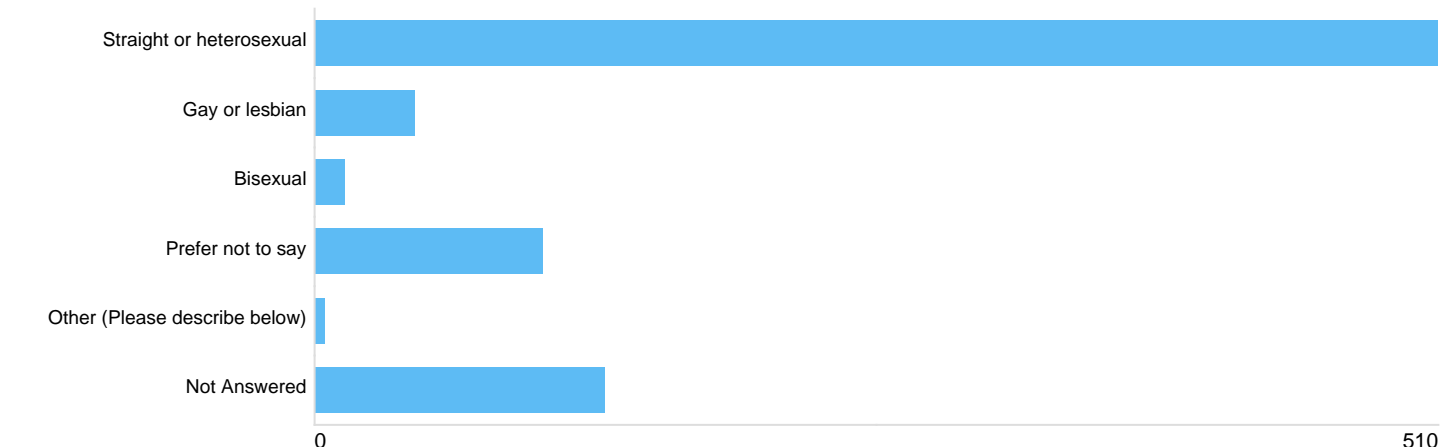
*Please select one of the following from the dropdown list:*



Option	Total	Percent
I am currently pregnant	13	1.61%
I have been pregnant in the last six months	20	2.48%
None of the above	627	77.79%
Prefer not to say	34	4.22%
Not Answered	112	13.90%

### Question 26: How would you define your sexual orientation?

*Please select one of the following from the dropdown list:*



Option	Total	Percent
Straight or heterosexual	510	63.28%
Gay or lesbian	45	5.58%
Bisexual	13	1.61%
Prefer not to say	103	12.78%
Other (Please describe below)	4	0.50%
Not Answered	131	16.25%

#### ***Sexual Orientation - Other***

There were 6 responses to this part of the question.


#### **Question 27: Disability**

##### ***Disability - Do you consider yourself to be a disabled person?***



Option	Total	Percent
Yes	52	6.45%
No	622	77.17%
Prefer not to say	33	4.09%
Not Answered	99	12.28%

##### ***Disability Type - How would you describe your disability?***




Option	Total	Percent
Physical or mobility related	18	2.23%
Visual or hearing related	3	0.37%
Mental health condition	10	1.24%
Cognitive or learning disability	3	0.37%
Longstanding illness or health condition	19	2.36%
Prefer not to say	29	3.60%
Other (Please describe below)	3	0.37%
Not Answered	721	89.45%

#### **Disability Type - Other**

There were **6** responses to this part of the question.

#### **Access Requirements - Do you have any access requirements?**



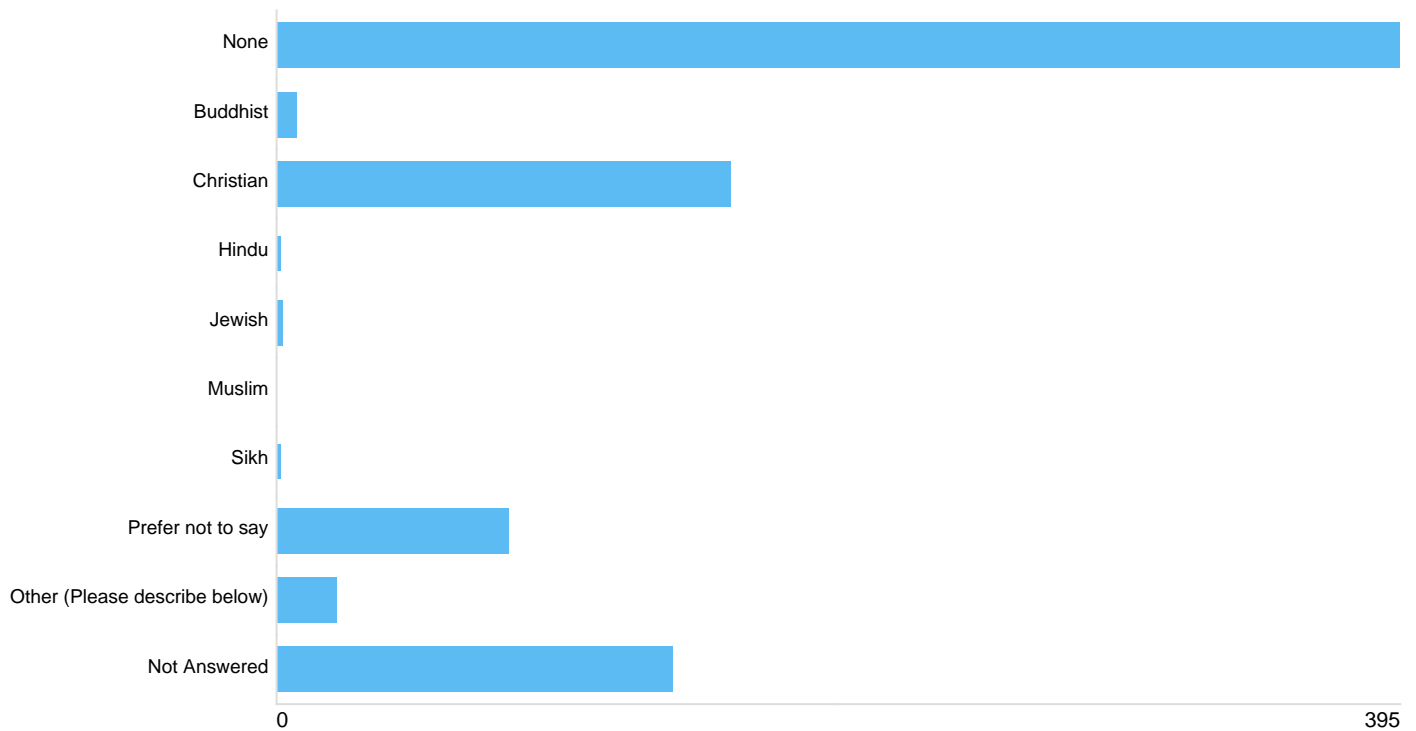
Option	Total	Percent
Easy read	3	0.37%
BSL/interpreter	0	0%
Chaperone/carer present	3	0.37%
Step-free access	16	1.99%
Accessible toilets	7	0.87%
Wheelchair access	6	0.74%
Prefer not to say	38	4.71%
Other (Please describe below)	26	3.23%
Not Answered	707	87.72%

#### **Access Requirements - Other**

There were **16** responses to this part of the question.

### Question 28: What is your religious belief?

Please select one of the following from the dropdown list:



Option	Total	Percent
None	395	49.01%
Buddhist	7	0.87%
Christian	159	19.73%
Hindu	1	0.12%
Jewish	2	0.25%
Muslim	0	0%
Sikh	1	0.12%
Prefer not to say	81	10.05%
Other (Please describe below)	21	2.61%
Not Answered	139	17.25%

#### Religion and Belief - Other

There were 20 responses to this part of the question.